














RIDER TROPHY INDIVIDUAL RESULTS

Pos	Plate	Name Team	Nat EWS number	Stage 1	Pos	Stage 2	Pos	Stage 3	Pos	Stage 5	Pos	Penalties	Time	Gap
MEN														
1	1003	TORRALBA GARASA Juan Gabriel		0:14:21.50	3	<u>0:14:30.20</u>	<u>1</u>	0:02:19.80	5	<u>0:04:42.80</u>	<u>1</u>		0:35:54.30	
2	51-3	RAIMONDI Matteo BCR Racing		0:14:25.80	4	0:14:30.30	2	0:02:18.50	3	0:04:45.80	2		0:36:00.40	+0:00:06.10
3	51-2	CASADEI Nicola BCR Racing		0:14:46.10	17	0:14:32.60	3	0:02:19.70	4	0:04:47.10	3		0:36:25.50	+0:00:31.20
4	56-2	BRATSCHI Tim Norco & Specialized Swiss Collective		0:14:40.00	9	0:14:46.00	4	<u>0:02:17.80</u>	<u>1</u>	0:04:53.00	5		0:36:36.80	+0:00:42.50
5	1004	WATSON Corey		<u>0:14:20.20</u>	<u>1</u>	0:14:58.80	8	0:02:22.80	6	0:04:55.10	8		0:36:36.90	+0:00:42.60
6	USA4	SEDLAK Max		0:14:20.40	2	0:14:53.40	6	0:02:25.50	14	0:05:01.30	14		0:36:40.60	+0:00:46.30
7	51-1	BERTA Matteo BCR Racing		0:14:27.50	5	0:15:02.60	11	0:02:23.50	7	0:04:47.20	4		0:36:40.80	+0:00:46.50
8	AUS4	CAVAYE Andrew		0:14:34.10	8	0:14:53.90	7	0:02:26.70	17	0:04:56.80	9		0:36:51.50	+0:00:57.20
9	56-3	OPPLIGER Timothee Norco & Specialized Swiss Collective		0:14:42.60	13	0:15:01.50	10	0:02:18.00	2	0:04:57.00	10		0:36:59.10	+0:01:04.80
10	1012	DODINO Giacomo		0:14:47.40	18	0:14:53.30	5	0:02:27.70	18	0:04:53.90	6		0:37:02.30	+0:01:08.00
11	1015	SWANBECK Daniel		0:14:31.70	7	0:15:00.10	9	0:02:32.20	28	0:05:01.50	15		0:37:05.50	+0:01:11.20

RIDER TROPHY INDIVIDUAL RESULTS

Pos	Plate	Name Team	Nat EWS number	Stage 1	Pos	Stage 2	Pos	Stage 3	Pos	Stage 5	Pos	Penalties	Time	Gap
MEN														
12	56-1	BERNET Jonas Norco & Specialized Swiss Collective		0:14:42.50	12	0:15:04.90	13	0:02:24.10	9	0:04:55.00	7		0:37:06.50	+0:01:12.20
13	69-2	BIMA Nicola Vigor Cycling Team		0:14:30.10	6	0:15:14.00	17	0:02:24.40	11	0:04:59.90	12		0:37:08.40	+0:01:14.10
14	1046	VAN DEN DOOL Cameron		0:14:42.60	13	0:15:07.00	14	0:02:24.70	12	0:04:58.80	11		0:37:13.10	+0:01:18.80
15	GBR4	BLAIR Lachlan		0:14:40.10	10	0:15:13.10	15	0:02:25.50	14	0:05:04.30	18		0:37:23.00	+0:01:28.70
16	1014	DEL CHIERICO Luca		0:14:56.70	21	0:15:04.60	12	0:02:26.50	16	0:05:01.10	13		0:37:28.90	+0:01:34.60
17	52-3	LANI Martino Fristads Mondraker Comes Dsb		0:14:44.00	16	0:15:19.70	21	0:02:24.70	12	0:05:01.70	16		0:37:30.10	+0:01:35.80
18	1005	MAGGS David		0:14:42.40	11	0:15:13.20	16	0:02:33.30	30	0:05:07.60	21		0:37:36.50	+0:01:42.20
19	1007	VOTH Laurin		0:14:54.00	20	0:15:14.70	18	0:02:24.30	10	0:05:09.60	24		0:37:42.60	+0:01:48.30
20	1147	TORTORA Daniel		0:14:57.80	22	0:15:15.60	19	0:02:31.70	27	0:05:02.40	17		0:37:47.50	+0:01:53.20
21	53-1	DALPIAN Davide Team Bikappa Lapierre		0:14:43.90	15	0:15:34.40	28	0:02:28.80	21	0:05:06.80	19		0:37:53.90	+0:01:59.60
22	CZE4	ADAMI Maxim		0:15:08.40	29	0:15:19.10	20	0:02:23.60	8	0:05:07.20	20		0:37:58.30	+0:02:04.00

RIDER TROPHY INDIVIDUAL RESULTS

Pos	Plate	Name Team	Nat EWS number	Stage 1	Pos	Stage 2	Pos	Stage 3	Pos	Stage 5	Pos	Penalties	Time	Gap
MEN														
23	1023	SIGAUD Dorian		0:14:49.40	19	0:15:38.60	31	0:02:31.40	26	0:05:08.20	22		0:38:07.60	+0:02:13.30
24	BEL4	DEMUYLDER Jonas		0:15:01.40	25	0:15:26.50	23	0:02:30.80	24	0:05:10.70	27		0:38:09.40	+0:02:15.10
25	1149	GRILLANDA Fabio		0:14:57.80	22	0:15:29.90	25	0:02:34.40	33	0:05:14.60	30		0:38:16.70	+0:02:22.40
26	GER4	LEONHARDT Konstantin		0:15:05.00	26	0:15:28.80	24	0:02:32.60	29	0:05:10.40	26		0:38:16.80	+0:02:22.50
27	52-1	ACERBI Tommaso Fristads Mondraker Comes Dsb		0:15:07.40	28	0:15:33.70	27	0:02:28.70	20	0:05:10.90	28		0:38:20.70	+0:02:26.40
28	1037	BENASSI Diego		0:15:05.90	27	0:15:31.00	26	0:02:30.50	22	0:05:17.90	36		0:38:25.30	+0:02:31.00
29	1011	ORSENIGO Marco		0:14:58.50	24	0:15:22.00	22	0:02:34.30	32	0:05:31.90	57		0:38:26.70	+0:02:32.40
30	1024	MOEHWALD Jonas		0:15:13.10	32	0:15:34.80	29	0:02:34.00	31	0:05:08.30	23		0:38:30.20	+0:02:35.90
31	ESP4	COSTA GRAELL Pau		0:15:12.00	31	0:16:02.90	40	0:02:31.00	25	0:05:13.30	29		0:38:59.20	+0:03:04.90
32	52-2	FILIPPI Mirko Fristads Mondraker Comes Dsb		0:15:43.70	48	0:15:49.60	32	0:02:27.70	18	0:05:09.70	25		0:39:10.70	+0:03:16.40
33	1150	CARRUBBA Matteo		0:15:18.60	35	0:15:58.60	38	0:02:38.20	42	0:05:20.90	43		0:39:16.30	+0:03:22.00

RIDER TROPHY INDIVIDUAL RESULTS

Pos	Plate	Name Team	Nat EWS number	Stage 1	Pos	Stage 2	Pos	Stage 3	Pos	Stage 5	Pos	Penalties	Time	Gap
MEN														
34	1035	GIANNINI Simone		0:15:21.30	37	0:15:52.80	34	0:02:40.00	43	0:05:27.40	52		0:39:21.50	+0:03:27.20
35	85-1	SCHUEZ Tim Lady Train with a new guy		0:15:17.30	34	0:16:03.70	43	0:02:45.40	54	0:05:16.00	31		0:39:22.40	+0:03:28.10
36	1021	PERIN Arkadiusz		0:15:10.30	30	0:16:14.00	48	0:02:43.30	52	0:05:18.50	38		0:39:26.10	+0:03:31.80
37	54-1	MARCHESE Francesco ICE TEAM		0:15:43.00	47	0:15:53.70	35	0:02:35.90	36	0:05:17.00	32		0:39:29.60	+0:03:35.30
38	67-2	LUND Johannes Sweet Protection Norway		0:15:44.20	49	0:15:37.80	30	0:02:40.60	44	0:05:28.20	54		0:39:30.80	+0:03:36.50
39	1051	LECLAIR Sylvain		0:15:34.50	41	0:16:06.00	44	0:02:35.70	35	0:05:17.60	34		0:39:33.80	+0:03:39.50
40	85-2	ERTLE Max Lady Train with a new guy		0:15:24.80	38	0:16:02.00	39	0:02:44.70	53	0:05:23.50	44		0:39:35.00	+0:03:40.70
41	54-2	FANTINO Andrea ICE TEAM		0:15:42.70	46	0:15:58.30	37	0:02:37.40	40	0:05:17.90	36		0:39:36.30	+0:03:42.00
42	75-3	VITI Davide Tsi free Bike		0:15:19.10	36	0:16:21.40	52	0:02:36.10	37	0:05:19.90	41		0:39:36.50	+0:03:42.20
43	1016	NEWTH Jordan		0:15:33.80	40	0:16:07.20	45	0:02:36.30	38	0:05:25.10	46		0:39:42.40	+0:03:48.10
44	64-1	KASCHUB Nic Bennett schnelles Team		0:15:14.50	33	0:16:18.90	50	0:02:42.60	49	0:05:26.60	50		0:39:42.60	+0:03:48.30
45	61-1	RENARD Bastien JGC TEAM		0:15:28.10	39	0:16:22.10	53	0:02:35.10	34	0:05:17.80	35		0:39:43.10	+0:03:48.80

RIDER TROPHY INDIVIDUAL RESULTS

Pos	Plate	Name Team	Nat EWS number	Stage 1	Pos	Stage 2	Pos	Stage 3	Pos	Stage 5	Pos	Penalties	Time	Gap
MEN														
46	91-3	WOLF Gabriele Vittoria Enduro Team Men		0:15:42.00	45	0:15:51.00	33	0:02:37.70	41	0:05:37.10	64		0:39:47.80	+0:03:53.50
47	66-2	ROVELLI Luca Soul Cycles Racing Team		0:15:39.90	43	0:16:09.60	46	0:02:43.10	50	0:05:19.40	40		0:39:52.00	+0:03:57.70
48	67-1	AAMODT Andre Sweet Protection Norway		0:15:44.30	50	0:16:03.30	42	0:02:41.10	47	0:05:26.30	49		0:39:55.00	+0:04:00.70
49	85-3	FESER Paul Lady Train with a new guy		0:15:39.90	43	0:15:58.00	36	0:02:50.80	62	0:05:27.80	53		0:39:56.50	+0:04:02.20
50	1039	MONNECCHI Giulio		0:15:49.30	52	0:16:25.10	55	0:02:40.80	45	0:05:17.40	33		0:40:12.60	+0:04:18.30
51	POL4	ODZIOMEK Olaf		0:15:35.30	42	0:16:17.90	49	0:02:48.90	58	0:05:34.90	60		0:40:17.00	+0:04:22.70
52	55-1	HOLIMAN Kristian Two Pump Racing		0:15:50.00	53	0:16:18.90	50	0:02:51.50	66	0:05:27.10	51		0:40:27.50	+0:04:33.20
53	90-1	MARKU Genc Aquila		0:16:00.10	57	0:16:35.00	58	0:02:50.60	61	0:05:18.80	39		0:40:44.50	+0:04:50.20
54	55-2	OLSSON Jonas Two Pump Racing		0:16:06.00	63	0:16:29.00	56	0:02:47.80	57	0:05:29.00	56		0:40:51.80	+0:04:57.50
55	91-2	BALLANTINE Clarence Vittoria Enduro Team Men		0:15:54.80	54	0:16:53.90	63	0:02:40.80	45	0:05:25.00	45		0:40:54.50	+0:05:00.20
56	1097	PRATAMA Rama Teguh Ady		0:16:05.70	62	0:16:34.50	57	0:02:59.50	81	0:05:20.10	42		0:40:59.80	+0:05:05.50
57	73-1	LINDNER Kevin Team ShredErz		0:16:01.00	59	0:16:50.90	62	0:02:46.80	56	0:05:25.60	48		0:41:04.30	+0:05:10.00


RIDER TROPHY INDIVIDUAL RESULTS

Pos	Plate	Name Team	Nat EWS number	Stage 1	Pos	Stage 2	Pos	Stage 3	Pos	Stage 5	Pos	Penalties	Time	Gap
MEN														
58	66-3	GIBALDO Stefano Soul Cycles Racing Team		0:15:55.60	55	0:16:24.00	54	0:03:14.20	97	0:05:32.90	58		0:41:06.70	+0:05:12.40
59	1091	BUFFA Paolo		0:15:48.70	51	0:16:47.30	61	0:02:56.80	78	0:05:40.20	67		0:41:13.00	+0:05:18.70
60	1053	HAERING Simon		0:16:00.40	58	0:16:37.60	59	0:02:51.40	65	0:05:44.30	71		0:41:13.70	+0:05:19.40
61	1086	SCHILLING Paul		0:16:23.10	68	0:16:12.90	47	0:02:55.10	75	0:05:42.70	68		0:41:13.80	+0:05:19.50
62	73-3	SCHUBERT Marc Team ShredErz		0:16:04.00	61	0:16:58.70	65	0:02:53.00	70	0:05:35.80	61		0:41:31.50	+0:05:37.20
63	59-1	STIX Felix FastHoes		0:16:03.40	60	0:16:56.10	64	0:02:52.40	68	0:05:40.00	66		0:41:31.90	+0:05:37.60
64	1084	PREUHS Manuel		0:16:27.10	70	0:17:05.50	67	0:02:41.30	48	0:05:33.00	59		0:41:46.90	+0:05:52.60
65	66-1	BORASO Lorenzo Soul Cycles Racing Team		0:16:27.40	71	0:17:11.90	70	0:02:49.20	59	0:05:28.30	55		0:41:56.80	+0:06:02.50
66	1045	MELLISH Scott		0:16:16.50	65	0:17:12.70	71	0:02:50.10	60	0:05:46.70	73		0:42:06.00	+0:06:11.70
67	1085	HEIDL Jonas		0:16:30.50	72	0:17:01.10	66	0:02:54.70	73	0:05:57.50	79		0:42:23.80	+0:06:29.50
68	1019	HARTMANN Markus		0:18:14.30	103	0:16:03.20	41	0:02:45.70	55	0:05:36.80	63		0:42:40.00	+0:06:45.70
69	63-1	GRANATA Fabio Ragghiii Flow		0:16:45.30	76	0:17:17.60	72	0:02:52.50	69	0:06:01.50	81		0:42:56.90	+0:07:02.60

RIDER TROPHY INDIVIDUAL RESULTS

Pos	Plate	Name Team	Nat EWS number	Stage 1	Pos	Stage 2	Pos	Stage 3	Pos	Stage 5	Pos	Penalties	Time	Gap
MEN														
70	1030	FREYDIER Mahe		0:16:48.10	77	0:17:40.40	81	0:02:50.90	63	0:05:37.90	65		0:42:57.30	+0:07:03.00
71	1042	CAVALLO Simone		0:16:52.10	80	0:17:21.40	74	0:02:51.10	64	0:05:56.60	78		0:43:01.20	+0:07:06.90
72	65-3	DIEHL Felix Scott & Friends		0:16:50.90	79	0:17:08.00	68	0:03:13.70	95	0:05:49.80	75		0:43:02.40	+0:07:08.10
73	87-1	SANTORO Mattia WeRide Racing Team		0:16:49.80	78	0:17:35.50	77	0:02:55.30	76	0:05:43.00	69		0:43:03.60	+0:07:09.30
74	1094	BOLTS Jan		0:16:45.00	75	0:17:36.00	78	0:02:58.10	80	0:06:02.10	82		0:43:21.20	+0:07:26.90
75	1038	MORICONI Gabriele		0:17:05.70	84	0:17:18.30	73	0:02:54.70	73	0:06:04.50	85		0:43:23.20	+0:07:28.90
76	1055	CHARLES Pierrick		0:16:52.70	81	0:17:52.30	84	0:03:04.20	88	0:05:43.30	70		0:43:32.50	+0:07:38.20
77	1022	BROUSSEAUD Victor		0:17:50.80	97	0:17:10.40	69	0:02:43.10	50	0:05:49.70	74		0:43:34.00	+0:07:39.70
78	59-3	GAUBATZ Jakob FastHoes		0:16:44.30	74	0:17:40.20	80	0:02:53.90	72	0:06:22.90	91		0:43:41.30	+0:07:47.00
79	1048	JEPPSON Tanton		0:16:22.20	66	0:18:02.60	87	0:03:08.10	92	0:06:23.10	92		0:43:56.00	+0:08:01.70
80	57-2	FAVARONI Valerio BKE team		0:17:17.50	87	0:17:52.10	83	0:02:53.20	71	0:06:04.10	84		0:44:06.90	+0:08:12.60
81	59-2	WALKER Peter FastHoes		0:17:02.20	83	0:18:16.60	89	0:02:59.50	81	0:05:55.50	77		0:44:13.80	+0:08:19.50












RIDER TROPHY INDIVIDUAL RESULTS

Pos	Plate	Name Team	Nat EWS number	Stage 1	Pos	Stage 2	Pos	Stage 3	Pos	Stage 5	Pos	Penalties	Time	Gap
MEN														
82	1044	DI CARLO Giuseppe		0:17:07.40	86	0:18:31.30	91	0:03:03.90	87	0:05:58.10	80		0:44:40.70	+0:08:46.40
83	65-2	GEIGER Sebastian Scott & Friends		0:17:18.20	88	0:17:49.90	82	0:03:19.40	99	0:06:23.60	93		0:44:51.10	+0:08:56.80
84	1032	TRIPODI Giorgio		0:18:13.60	99	0:17:28.60	75	0:02:55.90	77	0:06:18.40	88		0:44:56.50	+0:09:02.20
85	74-2	TOGNI Leonardo TRENINO		0:18:14.00	102	0:17:59.60	86	0:03:02.30	85	0:05:46.40	72		0:45:02.30	+0:09:08.00
86	90-3	HOXHA Donald Aquila		0:17:44.20	94	0:19:07.20	97	0:02:56.90	79	0:05:36.70	62		0:45:25.00	+0:09:30.70
87	1106	CASTELLARO Daniele		0:17:24.40	90	0:18:59.00	96	0:03:09.40	94	0:06:03.10	83		0:45:35.90	+0:09:41.60
88	74-1	DELMONTE Mattia TRENINO		0:17:50.40	96	0:18:22.90	90	0:03:08.70	93	0:06:20.10	89		0:45:42.10	+0:09:47.80
89	71-2	SCHUTTE Anton Vuigas Racing		0:17:43.30	93	0:17:39.10	79	0:03:00.50	83	0:07:21.80	103		0:45:44.70	+0:09:50.40
90	1093	BUSCHE Steffen		0:18:13.60	99	0:18:15.70	88	0:03:05.80	89	0:06:09.70	86		0:45:44.80	+0:09:50.50
91	1017	YOUNG Taylor		0:16:59.00	82	0:18:31.30	91	0:03:16.20	98	0:07:06.80	101		0:45:53.30	+0:09:59.00
92	83-1	MEEUWESSEN Rob Team Ghost - Fiets magazine		0:18:13.90	101	0:18:45.10	95	0:03:03.10	86	0:06:29.40	96		0:46:31.50	+0:10:37.20
93	78-1	PALMIERI Vittorio Finale Ligure Freeride		0:16:22.70	67	0:17:28.80	76	0:02:36.30	38	0:05:25.10	46	0:05:00.00	0:46:52.90	+0:10:58.60











RIDER TROPHY INDIVIDUAL RESULTS

Pos	Plate	Name Team	Nat EWS number	Stage 1	Pos	Stage 2	Pos	Stage 3	Pos	Stage 5	Pos	Penalties	Time	Gap
MEN														
94	1118	JOLLY Ludovic		0:18:01.90	98	0:19:15.00	98	0:02:30.70	23	0:08:14.20	105		0:48:01.80	+0:12:07.50
95	1056	RIGAUD Nicolas		0:16:30.60	73	0:23:01.50	111	0:02:51.90	67	0:05:50.90	76		0:48:14.90	+0:12:20.60
96	1090	MORRA Lorenzo		0:18:21.90	104	0:20:31.30	106	0:03:23.60	101	0:06:41.50	100		0:48:58.30	+0:13:04.00
97	1052	WALLNER Dominik		0:19:13.40	109	0:20:19.10	103	0:03:13.70	95	0:06:25.60	94		0:49:11.80	+0:13:17.50
98	1117	ANDRADE Joao Victor		0:19:12.40	108	0:20:14.80	102	0:03:21.80	100	0:06:27.80	95		0:49:16.80	+0:13:22.50
99	91-1	BARTALUCCI Daniel Vittoria Enduro Team Men		0:19:03.70	107	0:21:12.20	108	0:03:07.70	91	0:06:33.30	98		0:49:56.90	+0:14:02.60
100	60-1	WICKI Nicolas Swiss Enduro Series		0:17:22.40	89	0:18:33.30	93	0:03:07.20	90	0:06:17.20	87	0:05:00.00	0:50:20.10	+0:14:25.80
101	1087	VIGLINO Pietro		0:20:05.60	111	0:20:20.70	104	0:03:38.00	104	0:07:07.50	102		0:51:11.80	+0:15:17.50
102	72-3	KOCH Florian Weissbier Racing		0:17:27.70	91	0:19:22.90	99	0:03:39.10	105	0:06:38.20	99	0:05:00.00	0:52:07.90	+0:16:13.60
103	72-1	SCHILL Lukas Weissbier Racing		0:17:40.90	92	0:19:58.30	100	0:03:33.50	103	0:06:31.40	97	0:05:00.00	0:52:44.10	+0:16:49.80
104	90-2	RECI Enris Aquila		0:20:33.40	112	0:22:13.00	109	0:04:30.30	107	0:07:27.00	104		0:54:43.70	+0:18:49.40
105	1040	PEPI Riccardo		0:19:56.80	110	0:21:10.50	107	0:04:32.80	108	0:09:25.20	107		0:55:05.30	+0:19:11.00












RIDER TROPHY INDIVIDUAL RESULTS

Pos	Plate	Name Team	Nat EWS number	Stage 1	Pos	Stage 2	Pos	Stage 3	Pos	Stage 5	Pos	Penalties	Time	Gap
MEN														
106	74-3	LANARO Davide TRENINO		0:30:07.50	114	0:18:34.80	94	0:03:23.90	102	0:06:20.10	89		0:58:26.30	+0:22:32.00
107	60-3	HURNI Gian-Luca Swiss Enduro Series		0:21:22.80	113	0:22:37.30	110	0:04:25.20	106	0:08:14.80	106	0:05:00.00	1:01:40.10	+0:25:45.80
DNF	1096	KEEN James		0:17:07.10	85	0:17:53.80	85	0:03:01.30	84					
DNF	1018	CRICHTON-POLI Vinicio		0:16:06.50	64	0:26:34.00	112	0:08:42.30	109					
DNF	64-2	KOHNS Fabio schnelles Team		0:15:59.20	56	0:16:42.00	60							
DNF	1088	GRACI Matteo		0:18:37.90	106	0:20:13.50	101							
DNF	1057	STEPIEN Quentin		0:17:47.90	95	0:20:25.70	105							
DNF	69-1	MONTAGNA Filippo Vigor Cycling Team		0:18:23.80	105	0:45:01.60	113							
DNF	1028	DIAS RENKE BRANDAO E SILVA Ronny		0:16:24.60	69									
DNF	71-1	TAUTORAT Per Vuigas Racing		0:42:55.70	115									
DNS	1112	PITHAN Patrick												












RIDER TROPHY INDIVIDUAL RESULTS

Pos	Plate	Name Team	Nat EWS number	Stage 1	Pos	Stage 2	Pos	Stage 3	Pos	Stage 5	Pos	Penalties	Time	Gap
MEN														
DNS	60-2	WILLIS Max Swiss Enduro Series												
DNS	FRA4	LARBEOU Guillaume												
DNS	1033	DANTE Francesco												
DNS	62-2	BUSCH Samuel Raoul Marvin Ragazzi assetati												
MEN Master 35+														
1	77-1	VANER Jan B Czech		<u>0:14:59.90</u>	1	<u>0:15:48.90</u>	1	<u>0:02:33.30</u>	1	<u>0:05:14.80</u>	1		0:38:36.90	
2	77-2	FRENK Petr B Czech		0:15:07.70	2	0:15:54.60	2	0:02:36.80	3	0:05:17.20	2		0:38:56.30	+0:00:19.40
3	77-3	ZILAK Frantisek B Czech		0:15:18.10	3	0:15:55.60	3	<u>0:02:33.30</u>	1	0:05:18.00	3		0:39:05.00	+0:00:28.10
4	54-3	RIVERDITI Alessandro ICE TEAM		0:15:39.10	4	0:15:56.00	4	0:02:37.00	4	0:05:20.40	5		0:39:32.50	+0:00:55.60
5	67-3	SKARSTEIN Anders Guttormson Sweet Protection Norway		0:15:43.70	5	0:15:59.00	5	0:02:40.30	6	0:05:25.00	7		0:39:48.00	+0:01:11.10
6	SUI354	PARGMANN Urs		0:15:54.50	8	0:16:08.40	7	0:02:38.00	5	0:05:19.00	4		0:39:59.90	+0:01:23.00













RIDER TROPHY INDIVIDUAL RESULTS

Pos	Plate	Name Team	Nat EWS number	Stage 1	Pos	Stage 2	Pos	Stage 3	Pos	Stage 5	Pos	Penalties	Time	Gap
MEN Master 35+														
7	1070	KOLEV Ivan		0:16:04.70	10	0:16:02.60	6	0:02:43.20	8	0:05:22.30	6		0:40:12.80	+0:01:35.90
8	1071	FELLGETT Theo		0:15:48.50	6	0:16:14.40	8	0:02:42.40	7	0:05:32.10	11		0:40:17.40	+0:01:40.50
9	1029	DIAS RENKE BRANDAO E SILVA Guilherme		0:15:51.30	7	0:16:17.70	9	0:02:45.70	9	0:05:33.20	12		0:40:27.90	+0:01:51.00
10	73-2	SCHUBERT Andre Team ShredErz		0:16:01.00	9	0:16:57.40	15	0:02:48.60	11	0:05:34.10	13		0:41:21.10	+0:02:44.20
11	65-1	ZAWADIL Sebastian Scott & Friends		0:16:19.70	12	0:16:48.20	11	0:02:52.20	15	0:05:30.90	10		0:41:31.00	+0:02:54.10
12	1065	FORMICHI Francesco		0:16:27.70	15	0:16:56.60	14	0:02:48.90	13	0:05:37.10	14		0:41:50.30	+0:03:13.40
13	63-3	SASSO Enrico Ragghiii Flow		0:16:47.10	27	0:16:51.90	12	0:02:55.20	19	0:05:26.90	8		0:42:01.10	+0:03:24.20
14	87-2	TIBERIO Alberto WeRide Racing Team		0:16:37.90	20	0:16:56.10	13	0:02:54.60	18	0:05:38.30	15		0:42:06.90	+0:03:30.00
15	1120	BRUELISAUER Michel		0:16:28.30	17	0:17:12.90	18	0:02:48.60	11	0:05:50.80	19		0:42:20.60	+0:03:43.70
16	AND4	PAYAS PONS Marti		0:16:46.50	25	0:17:10.90	17	0:02:54.50	17	0:05:45.40	17		0:42:37.30	+0:04:00.40
17	1107	MARCHI Andrea		0:16:31.00	18	0:17:24.90	22	0:02:58.20	22	0:05:53.30	21		0:42:47.40	+0:04:10.50

RIDER TROPHY INDIVIDUAL RESULTS

Pos	Plate	Name Team	Nat EWS number	Stage 1	Pos	Stage 2	Pos	Stage 3	Pos	Stage 5	Pos	Penalties	Time	Gap
MEN Master 35+														
18	1067	GLANZ Reiner		0:16:44.90	24	0:17:20.10	21	0:02:56.60	20	0:05:56.20	23		0:42:57.80	+0:04:20.90
19	1128	ZANCHI Alberto		0:16:59.80	28	0:17:18.00	19	0:03:08.30	32	0:05:55.70	22		0:43:21.80	+0:04:44.90
20	1072	ADDIS Victor		0:16:36.60	19	0:17:49.40	27	0:02:58.90	24	0:06:21.20	34		0:43:46.10	+0:05:09.20
21	1066	MEIER Benjamin		0:17:22.00	34	0:17:31.60	25	0:02:57.60	21	0:05:58.00	24		0:43:49.20	+0:05:12.30
22	1105	REALI Paolo		0:17:20.70	33	0:17:46.80	26	0:03:06.20	31	0:06:00.00	26		0:44:13.70	+0:05:36.80
23	57-1	ARMINO Francesco BKE team		0:17:20.00	32	0:17:51.80	28	0:03:10.60	33	0:06:07.50	28		0:44:29.90	+0:05:53.00
24	76-1	CELEGHIN Matteo Bolliti Misti		0:17:11.40	29	0:18:32.70	35	0:02:58.60	23	0:05:58.10	25		0:44:40.80	+0:06:03.90
25	79-3	BONOMELLI Roberto Angelo TEAM PGS		0:17:18.90	31	0:18:17.30	32	0:03:00.00	25	0:06:09.10	31		0:44:45.30	+0:06:08.40
26	86-2	FERNANDEZ MERCADE Jaime Musketees		0:17:22.90	35	0:18:10.00	29	0:03:05.70	30	0:06:07.60	29		0:44:46.20	+0:06:09.30
27	1082	GRUBER Markus		0:17:28.60	36	0:18:11.80	30	0:03:01.10	27	0:06:08.50	30		0:44:50.00	+0:06:13.10
28	86-3	KUMMROW Samuel Musketees		0:17:28.70	37	0:18:24.00	33	0:03:15.00	34	0:06:47.50	39		0:45:55.20	+0:07:18.30

RIDER TROPHY INDIVIDUAL RESULTS

Pos	Plate	Name Team	Nat EWS number	Stage 1	Pos	Stage 2	Pos	Stage 3	Pos	Stage 5	Pos	Penalties	Time	Gap
MEN Master 35+														
29	1104	BAGNATI Ivano		0:17:54.00	39	0:18:35.20	36	0:03:15.90	35	0:06:11.60	32		0:45:56.70	+0:07:19.80
30	1108	WESSBERG Rickard		0:18:12.70	42	0:18:28.50	34	0:03:05.20	29	0:06:28.10	36		0:46:14.50	+0:07:37.60
31	84-3	MCPHERSON Niclas Team Vallbo Factory Racing		0:17:51.20	38	0:18:42.20	38	0:03:35.20	39	0:06:19.40	33		0:46:28.00	+0:07:51.10
32	80-2	LOCATELLI Cristian VERTOVALINE		0:16:38.10	21	0:16:45.50	10	0:02:47.90	10	0:05:43.20	16	0:05:00.00	0:46:54.70	+0:08:17.80
33	80-1	MAZZUCCHETTI Walter VERTOVALINE		0:16:39.70	22	0:16:59.50	16	0:02:49.50	14	0:05:28.60	9	0:05:00.00	0:46:57.30	+0:08:20.40
34	1102	WOLKE Dennis		0:18:11.90	41	0:19:30.90	40	0:03:17.90	37	0:06:24.00	35		0:47:24.70	+0:08:47.80
35	78-3	REICHMANN Matthias Finale Ligure Freeride		0:16:28.20	16	0:17:31.40	24	0:02:53.60	16	0:05:48.20	18	0:05:00.00	0:47:41.40	+0:09:04.50
36	78-2	BETSCHART Dominik Finale Ligure Freeride		0:16:25.80	14	0:17:28.90	23	0:03:00.00	25	0:05:52.40	20	0:05:00.00	0:47:47.10	+0:09:10.20
37	1121	ROGENMOSER Michael		0:18:51.20	44	0:19:26.80	39	0:03:16.20	36	0:06:28.60	37		0:48:02.80	+0:09:25.90
38	76-3	GIAQUINTO Antonio Bolliti Misti		0:18:20.40	43	0:19:46.80	41	0:03:35.60	41	0:06:35.10	38		0:48:17.90	+0:09:41.00
39	1136	RIESTRA BELTRAN Manuel		0:18:11.70	40	0:20:05.30	43	0:03:21.20	38	0:07:11.90	40		0:48:50.10	+0:10:13.20
40	80-3	PAGANESSI Paolo VERTOVALINE		0:16:44.50	23	0:18:13.50	31	0:03:04.30	28	0:06:02.00	27	0:05:00.00	0:49:04.30	+0:10:27.40

RIDER TROPHY INDIVIDUAL RESULTS

Pos	Plate	Name Team	Nat EWS number	Stage 1	Pos	Stage 2	Pos	Stage 3	Pos	Stage 5	Pos	Penalties	Time	Gap
MEN Master 35+														
41	1123	BARBERO Luigi Salvatore		0:19:57.60	45	0:19:53.20	42	0:03:35.40	40	0:07:47.80	41		0:51:14.00	+0:12:37.10
DNF	81-2	HUGUENIN David		0:20:27.30	46	0:28:16.40	44	0:05:53.80	42					
DNF	1124	SCAPPINI Andrea		0:16:46.80	26	0:17:19.60	20							
DNF	CAN354	CASELL Brandon		0:17:15.80	30	0:18:37.30	37							
DNF	FRA354	BERNARD Guillaume		0:16:14.40	11									
DNF	71-3	EICHINGER Christoph Vuigas Racing		0:16:23.60	13									
DNS	1101	WERLING Benjamin												
DNS	62-1	BANUSIC Marvin Ragazzi assetati												
DNS	62-3	SCHAFER Michael Ragazzi assetati												
DNS	USA354	LAWWILL Joe												












MEN | Master 45+

1	1073	MCLOUGHLIN Paul		<u>0:15:47.50</u>	1	0:16:50.50	2	0:02:48.10	3	<u>0:05:34.40</u>	1		0:41:00.50	
---	------	-----------------	--	-------------------	---	------------	---	------------	---	-------------------	---	--	-------------------	--












RIDER TROPHY INDIVIDUAL RESULTS

Pos	Plate	Name Team	Nat EWS number	Stage 1	Pos	Stage 2	Pos	Stage 3	Pos	Stage 5	Pos	Penalties	Time	Gap
MEN Master 45+														
2	82-1	MAIERHOFER Christoph InTeam		0:16:02.80	3	<u>0:16:44.00</u>	1	0:02:46.40	2	0:05:49.70	2		0:41:22.90	+0:00:22.40
3	GBR354	SCOTT Darren		0:16:12.50	4	0:17:06.70	3	<u>0:02:45.30</u>	1	0:06:04.30	7		0:42:08.80	+0:01:08.30
4	61-3	EVARD Bruno JGC TEAM		0:17:06.80	6	0:17:53.60	5	0:02:54.80	5	0:05:57.90	3		0:43:53.10	+0:02:52.60
5	1075	SVANOSIO Luigi		0:17:04.90	5	0:17:51.00	4	0:03:12.90	14	0:06:15.70	12		0:44:24.50	+0:03:24.00
6	1126	SOENSER Stefan		0:17:21.60	10	0:18:05.30	7	0:03:05.90	10	0:06:03.40	6		0:44:36.20	+0:03:35.70
7	1083	BREITENECKER Thomas		0:17:20.00	8	0:18:15.20	8	0:02:58.60	7	0:06:09.50	10		0:44:43.30	+0:03:42.80
8	79-1	PEZZOLI Maurizio TEAM PGS		0:17:14.20	7	0:18:16.20	9	0:03:04.90	9	0:06:09.10	9		0:44:44.40	+0:03:43.90
9	1074	HYAM Andy		0:17:21.50	9	0:18:03.80	6	0:03:11.90	13	0:06:15.70	12		0:44:52.90	+0:03:52.40
10	1080	LAUER Swern		0:17:35.50	11	0:18:21.60	11	0:02:55.90	6	0:06:07.80	8		0:45:00.80	+0:04:00.30
11	1131	AZZOPARDI Mark		0:17:35.90	12	0:18:33.20	12	0:03:11.60	12	0:06:17.30	14		0:45:38.00	+0:04:37.50
12	1079	ECK Gerhard		0:18:34.20	22	0:18:17.20	10	0:02:53.70	4	0:05:58.20	4		0:45:43.30	+0:04:42.80
13	1078	CIANCI Paolo		0:17:40.50	13	0:19:02.80	17	0:03:09.90	11	0:06:03.00	5		0:45:56.20	+0:04:55.70

RIDER TROPHY INDIVIDUAL RESULTS

Pos	Plate	Name Team	Nat EWS number	Stage 1	Pos	Stage 2	Pos	Stage 3	Pos	Stage 5	Pos	Penalties	Time	Gap
MEN Master 45+														
14	1111	STRICKER Wilhelm		0:17:42.10	14	0:18:53.90	14	0:03:03.30	8	0:06:28.10	17		0:46:07.40	+0:05:06.90
15	1077	GRANADOS Alex		0:17:48.90	15	0:18:47.00	13	0:03:14.70	16	0:06:25.30	16		0:46:15.90	+0:05:15.40
16	79-2	CARRARA CASTELLI Francesco TEAM PGS		0:18:06.70	16	0:19:11.70	19	0:03:15.70	17	0:06:09.80	11		0:46:43.90	+0:05:43.40
17	82-3	STROHMAYER Michael InTeam		0:18:32.40	20	0:19:07.40	18	0:03:23.40	19	0:06:22.90	15		0:47:26.10	+0:06:25.60
18	81-1	BURRI Mathieu		0:18:33.50	21	0:19:01.00	16	0:03:23.50	20	0:06:34.60	18		0:47:32.60	+0:06:32.10
19	1130	HUSZAREK Daniel		0:18:28.10	19	0:19:19.30	20	0:03:26.00	21	0:06:44.50	20		0:47:57.90	+0:06:57.40
20	76-2	MANZONE Davide Bolliti Misti		0:18:21.10	17	0:19:48.60	22	0:03:16.30	18	0:06:36.40	19		0:48:02.40	+0:07:01.90
21	1076	BUENGEN Knut		0:18:58.30	23	0:18:57.50	15	0:03:28.50	22	0:07:10.90	23		0:48:35.20	+0:07:34.70
22	82-2	LENZ Matthias InTeam		0:19:44.70	25	0:19:48.20	21	0:04:06.10	25	0:06:48.40	21		0:50:27.40	+0:09:26.90
23	1113	FRONTINI Marco		0:18:24.10	18	0:21:54.50	25	0:03:14.50	15	0:07:22.60	24		0:50:55.70	+0:09:55.20
24	84-1	WHITE Andy Team Vallbo Factory Racing		0:19:30.60	24	0:21:17.50	23	0:03:54.50	24	0:06:58.50	22		0:51:41.10	+0:10:40.60

RIDER TROPHY INDIVIDUAL RESULTS

Pos	Plate	Name Team	Nat EWS number	Stage 1	Pos	Stage 2	Pos	Stage 3	Pos	Stage 5	Pos	Penalties	Time	Gap
MEN Master 45+														
25	1116	HOLLERBACH Fabricio		0:21:42.80	28	0:24:04.40	26	0:03:39.60	23	0:07:50.20	25		0:57:17.00	+0:16:16.50
26	1081	SCARAMUZZA Fausto		0:21:05.80	27	0:21:20.60	24	0:04:16.80	26	0:11:47.20	27		0:58:30.40	+0:17:29.90
27	1127	CIAMBRONE Roberto		0:22:28.40	29	0:24:35.50	27	0:04:36.00	27	0:08:15.10	26		0:59:55.00	+0:18:54.50
DNF	1119	ROECHER Johannes		0:20:10.10	26	0:25:28.10	28							
DNF	1148	COMOLA Andrea		0:16:02.70	2									
DNF	1125	GALLI Igor		0:31:31.80	30									
MEN Under 21														
1	75-1	CALONACI Tommaso Tsi free Bike		0:14:29.60	3	0:14:54.90	2	<u>0:02:22.00</u>	1	<u>0:04:49.30</u>	1		0:36:35.80	
2	FRA214	ICARDO Alexis		0:14:28.10	2	<u>0:14:52.10</u>	1	0:02:23.40	2	0:04:54.00	2		0:36:37.60	+0:00:01.80
3	CAN214	RODGERS Lief		<u>0:14:10.10</u>	1	0:15:02.60	4	0:02:26.50	4	0:04:59.80	4		0:36:39.00	+0:00:03.20
4	55-3	SCHEELE William Two Pump Racing		0:14:34.00	4	0:15:00.90	3	0:02:27.10	6	0:04:59.20	3		0:37:01.20	+0:00:25.40
5	USA214	SNOW Jakob		0:14:36.20	5	0:15:07.10	5	0:02:27.50	7	0:05:02.90	5		0:37:13.70	+0:00:37.90

RIDER TROPHY INDIVIDUAL RESULTS

Pos	Plate	Name Team	Nat EWS number	Stage 1	Pos	Stage 2	Pos	Stage 3	Pos	Stage 5	Pos	Penalties	Time	Gap
MEN Under 21														
6	53-2	GASPERINI Giancarlo Team Bikappa Lapierre		0:14:50.50	6	0:15:14.10	6	0:02:26.50	4	0:05:06.30	6		0:37:37.40	+0:01:01.60
7	53-3	PLANDO Andrea Team Bikappa Lapierre		0:14:51.50	8	0:15:32.10	7	0:02:28.30	8	0:05:08.50	8		0:38:00.40	+0:01:24.60
8	BEL214	ROUKENS Alexis		0:14:51.20	7	0:15:37.30	9	0:02:32.90	10	0:05:12.90	9		0:38:14.30	+0:01:38.50
9	1006	FAIRBROTHER Matthew		0:15:07.40	10	0:15:35.50	8	0:02:26.20	3	0:05:07.90	7		0:38:17.00	+0:01:41.20
10	64-3	FLAKE Oskar schnelles Team		0:15:14.00	11	0:15:53.60	13	0:02:30.40	9	0:05:13.70	10		0:38:51.70	+0:02:15.90
11	SUI214	MAYR Mika		0:15:21.30	13	0:15:50.60	10	0:02:33.40	11	0:05:15.00	11		0:39:00.30	+0:02:24.50
12	1025	DUPONT Raphael		0:15:04.00	9	0:16:04.10	14	0:02:36.70	13	0:05:16.60	13		0:39:01.40	+0:02:25.60
13	1049	WICKLUND Jackson		0:15:20.20	12	0:15:50.70	11	0:02:43.50	18	0:05:23.40	15		0:39:17.80	+0:02:42.00
14	1026	FOCKENBERGER Timmy		0:15:23.00	15	0:16:05.50	15	0:02:35.10	12	0:05:15.10	12		0:39:18.70	+0:02:42.90
15	GER214	HEITMANN Jonathan		0:15:21.80	14	0:15:50.80	12	0:02:37.80	14	0:05:29.80	17		0:39:20.20	+0:02:44.40
16	1058	MESCLIER Ethan		0:15:39.10	16	0:16:32.30	17	0:02:43.20	17	0:05:30.00	18		0:40:24.60	+0:03:48.80
17	61-2	EVRRARD Jacques JGC TEAM		0:15:40.50	17	0:16:54.80	19	0:02:41.60	16	0:05:19.40	14		0:40:36.30	+0:04:00.50













RIDER TROPHY INDIVIDUAL RESULTS

Pos	Plate	Name Team	Nat EWS number	Stage 1	Pos	Stage 2	Pos	Stage 3	Pos	Stage 5	Pos	Penalties	Time	Gap
MEN Under 21														
18	1041	BARALE Alex		0:16:00.10	18	0:16:28.80	16	0:02:41.20	15	0:05:49.30	24		0:40:59.40	+0:04:23.60
19	1050	ZORRILLA RAMIREZ Emilio		0:16:10.80	19	0:17:06.80	20	0:02:51.20	20	0:05:34.50	19		0:41:43.30	+0:05:07.50
20	63-2	KANANI Marjo Ragghiii Flow		0:16:15.90	20	0:17:12.20	21	0:02:50.90	19	0:05:27.10	16		0:41:46.10	+0:05:10.30
21	IRL214	WHITE Jake		0:16:52.90	26	0:16:43.30	18	0:02:55.70	24	0:05:38.10	22		0:42:10.00	+0:05:34.20
22	ITA214	DE SABBATA Massimo		0:16:19.10	21	0:17:26.30	22	0:02:56.50	25	0:05:38.00	21		0:42:19.90	+0:05:44.10
23	68-3	MEDA Carlo Alessandro Team Cofeo		0:16:20.40	22	0:17:42.80	24	0:03:02.50	28	0:06:19.30	34		0:43:25.00	+0:06:49.20
24	70-1	BONESSO Francesco VNT team		0:16:46.60	24	0:17:49.00	28	0:03:03.90	29	0:05:57.00	27		0:43:36.50	+0:07:00.70
25	75-2	OFFREDI Giacomo Tsi free Bike		0:16:38.00	23	0:18:04.60	34	0:02:57.80	26	0:05:56.20	25		0:43:36.60	+0:07:00.80
26	1031	GIACOMETTO Emanuele		0:17:05.80	29	0:17:41.80	23	0:03:04.20	30	0:06:01.30	28		0:43:53.10	+0:07:17.30
27	70-2	DE TOFFOL Luca VNT team		0:16:47.40	25	0:17:55.50	31	0:03:09.10	34	0:06:01.40	29		0:43:53.40	+0:07:17.60
28	69-3	MARIOTTA Pietro Vigor Cycling Team		0:17:26.80	32	0:18:02.30	33	0:02:52.00	21	0:05:35.40	20		0:43:56.50	+0:07:20.70
29	1054	SCHIMMER Felix		0:16:59.00	28	0:17:55.10	30	0:03:04.30	31	0:06:01.80	30		0:44:00.20	+0:07:24.40













RIDER TROPHY INDIVIDUAL RESULTS

Pos	Plate	Name Team	Nat EWS number	Stage 1	Pos	Stage 2	Pos	Stage 3	Pos	Stage 5	Pos	Penalties	Time	Gap
MEN Under 21														
30	68-1	CROLLA Alessandro Team Cofeo		0:17:19.20	30	0:17:47.00	25	0:03:05.20	32	0:06:18.80	33		0:44:30.20	+0:07:54.40
31	1036	NICHILI Andrei		0:18:01.40	34	0:17:47.50	27	0:02:55.50	23	0:05:48.30	23		0:44:32.70	+0:07:56.90
32	70-3	VECELLIO Nicolas VNT team		0:18:10.70	36	0:17:54.70	29	0:02:54.60	22	0:05:56.90	26		0:44:56.90	+0:08:21.10
33	72-2	DUERR Luis Weissbier Racing		0:16:58.30	27	0:17:47.00	25	0:03:09.00	33	0:06:10.20	31	0:01:00.00	0:45:04.50	+0:08:28.70
34	1034	DA PRATO Renzo		0:18:08.50	35	0:18:30.30	35	0:03:34.80	35	0:06:12.20	32		0:46:25.80	+0:09:50.00
35	68-2	GABOLI Riccardo Team Cofeo		0:20:53.20	38	0:17:58.00	32	0:03:00.60	27	0:06:43.20	35		0:48:35.00	+0:11:59.20
36	57-3	VENTURELLI Matteo BKE team		0:17:53.10	33	0:20:29.70	36	0:03:43.60	36	0:07:31.20	36		0:49:37.60	+0:13:01.80
37	NED3	GEILENKIRCHEN Sem		0:22:32.50	39	0:23:28.90	37	0:05:07.80	37	0:07:44.70	37	0:05:00.00	1:03:53.90	+0:27:18.10
DNF	1092	MALINGHERO Valerio		0:17:24.00	31									
DNF	1027	OLM BURNAT Pau		0:18:16.20	37									
DNF	1062	NICORA Damiano		0:44:10.60	40									
DNS	1060	OSBORNE Lenny												





RIDER TROPHY INDIVIDUAL RESULTS

Pos	Plate	Name Team	Nat EWS number	Stage 1	Pos	Stage 2	Pos	Stage 3	Pos	Stage 5	Pos	Penalties	Time	Gap
WOMEN														
1	FRA14	DUVERT Julie		<u>0:16:15.60</u>	1	<u>0:16:44.60</u>	1	<u>0:02:55.50</u>	1	<u>0:05:39.90</u>	1		0:41:35.60	
2	92-2	VAN KAMPEN Ysaline Vittoria Enduro Team Women		0:16:52.70	2	0:17:58.90	2	0:03:06.60	5	0:06:02.40	2		0:44:00.60	+0:02:25.00
3	SUI14	JOLIDON Sidonie		0:17:00.60	3	0:18:02.60	3	0:03:14.60	11	0:06:08.00	3		0:44:25.80	+0:02:50.20
4	86-1	HOVORKA Anja Musketeeers		0:17:24.20	4	0:18:17.20	4	0:03:02.80	2	0:06:11.90	4		0:44:56.10	+0:03:20.50
5	1139	THOMSEN Sandra Bohn		0:17:34.50	7	0:18:36.30	7	0:03:06.10	3	0:06:19.70	6		0:45:36.60	+0:04:01.00
6	87-3	RUDOLPH Franca WeRide Racing Team		0:17:30.00	5	0:18:34.50	5	0:03:10.90	7	0:06:21.50	7		0:45:36.90	+0:04:01.30
7	88-1	RUTZ Lea Salome Kein Rostigraben		0:17:31.10	6	0:18:34.50	5	0:03:13.30	8	0:06:32.50	12		0:45:51.40	+0:04:15.80
8	83-2	TERPSTRA Anne Team Ghost - Fiets magazine		0:18:09.70	11	0:18:37.20	8	0:03:06.30	4	0:06:27.50	8		0:46:20.70	+0:04:45.10
9	1135	JOHNSEN Jonna		0:17:50.00	8	0:18:52.50	10	0:03:17.30	12	0:06:27.50	8		0:46:27.30	+0:04:51.70
10	83-3	BOHE Caroline Team Ghost - Fiets magazine		0:18:10.70	13	0:18:38.80	9	0:03:09.60	6	0:06:28.50	10		0:46:27.60	+0:04:52.00
11	88-2	MEYRAT Geraldine Kein Rostigraben		0:17:51.80	9	0:18:55.40	11	0:03:14.40	10	0:06:30.00	11		0:46:31.60	+0:04:56.00
12	92-1	MASIP IBANEZ Ares Vittoria Enduro Team Women		0:18:09.70	11	0:19:29.10	13	0:03:13.90	9	0:06:16.20	5		0:47:08.90	+0:05:33.30

RIDER TROPHY INDIVIDUAL RESULTS

Pos	Plate	Name Team	Nat EWS number	Stage 1	Pos	Stage 2	Pos	Stage 3	Pos	Stage 5	Pos	Penalties	Time	Gap
WOMEN														
13	1138	BONANNI Francesca		0:17:55.20	10	0:19:03.90	12	0:03:29.00	14	0:07:01.60	15		0:47:29.70	+0:05:54.10
14	1140	WARNET Puck		0:18:35.70	14	0:19:42.00	15	0:03:26.50	13	0:06:35.60	13		0:48:19.80	+0:06:44.20
15	88-3	SCHAUB Nora Kein Rostigraben		0:19:02.50	16	0:19:41.70	14	0:03:29.70	15	0:06:52.70	14		0:49:06.60	+0:07:31.00
16	1132	MCKIVERIGAN Niamh		0:18:38.80	15	0:19:42.40	16	0:03:42.00	16	0:07:45.40	18		0:49:48.60	+0:08:13.00
17	1137	YANKOVA Ana		0:20:49.30	17	0:22:15.00	17	0:04:13.30	18	0:07:42.50	17		0:55:00.10	+0:13:24.50
18	92-3	RAMON Vera Vittoria Enduro Team Women		0:21:38.40	19	0:23:16.80	19	0:03:53.50	17	0:07:30.00	16		0:56:18.70	+0:14:43.10
19	1114	PRIETO Naroa		0:20:50.20	18	0:23:22.00	20	0:04:35.20	19	0:08:10.90	19		0:56:58.30	+0:15:22.70
20	84-2	OLETRA Hanna Team Vallbo Factory Racing		0:22:39.00	20	0:22:37.40	18	0:05:18.80	20	0:09:07.20	20		0:59:42.40	+0:18:06.80
21	1043	AWAD Yasmine		0:26:58.90	21	0:34:30.40	21	0:09:47.60	21	0:16:46.70	21		1:28:03.60	+0:46:28.00
DNF	89-1	JAGER Lucy												
DNF	89-2	WEBER Isabelle												
DNS	GER14	WIEDENROTH Sofia												

RIDER TROPHY INDIVIDUAL RESULTS

Pos	Plate	Name Team	Nat EWS number	Stage 1	Pos	Stage 2	Pos	Stage 3	Pos	Stage 5	Pos	Penalties	Time	Gap
WOMEN														
DNS	ITA14	MARCELLINI Alia												
WOMEN Under 21														
1	FRA2114	CHABBERT Claire		0:17:38.50	1	0:19:20.00	1	0:03:09.30	1	0:06:28.40	1		0:46:36.20	
2	1133	MULLIN Hannah		0:18:06.70	2	0:19:37.70	2	0:03:21.20	2	0:08:19.30	2		0:49:04.90	+0:02:28.70
3	1134	HOLM Hanna		0:20:38.70	3	0:23:14.20	3	0:04:30.40	3	0:09:09.00	3		0:57:32.30	+0:10:56.10

RIDER TROPHY INDIVIDUAL RESULTS

Penalties details

Plate	Name	Penalty	Description	Location
3	GEILENKIRCHEN Sem	00:05:00	Late at check point	Return
601	WICKI Nicolas	00:05:00	Late at check point	Return
603	HURNI Gian-Luca	00:05:00	Late at check point	Return
721	SCHILL Lukas	00:05:00	Late at check point	Return
722	DUERR Luis	00:01:00	Late at check point	Return
723	KOCH Florian	00:05:00	Late at check point	Return
781	PALMIERI Vittorio	00:05:00	Late at check point	Return
782	BETSCHART Dominik	00:05:00	Late at check point	Return
783	REICHMANN Matthias	00:05:00	Late at check point	Return
801	MAZZUCCHETTI Walter	00:05:00	Late at check point	Return
802	LOCATELLI Cristian	00:05:00	Late at check point	Return
803	PAGANESSI Paolo	00:05:00	Late at check point	Return
1133	MULLIN Hannah	-00:00:20	Disability due to accident	S2 Start

Statistics

Entries / Nations	Finished	DNF	DSQ	DNS	Weather	Temperature	Distance	Elevation
269 / 27	236	21	0	12	Partly Cloudy	20 °C	57 km	-2,235 m / +1,635 m

DNF: did not finish · DNS: did not start · DSQ: disqualified