























RESULTS OVERALL

Pos	Plate	Name Team	Nat EWS number	Stage 1PRO Stage 5	Pos Pos	Stage 2 Stage 6	Pos Pos	Stage 3Q	Pos	Stage 4	Pos	Penalties	Time	Gap
MEN														
1	25	RUDEAU Alex Commencal Enduro Project	FRA.1996.25071	0:05:46.93 0:03:45.34	5 3	<u>0:04:20.40</u> 0:05:59.69	<u>1</u> 2	0:07:23.28	3	0:06:41.00	5		0:33:56.64	
2	13	MAES Martin Orbea FOX Enduro Team	BEL.1997.21636	0:05:48.13 <u>0:03:43.53</u>	9 1	0:04:29.29 <u>0:05:58.37</u>	3 1	0:07:21.92	2	0:06:39.27	3		0:34:00.51	+0:00:03.87
3	1	MOIR Jack Canyon Collective	AUS.1994.33430	0:05:47.56 0:03:44.04	7 2	0:04:33.90 0:06:02.34	10 4	0:07:23.55	4	<u>0:06:32.18</u>	<u>1</u>		0:34:03.57	+0:00:06.93
4	16	MURRAY Charles Specialized Racing	NZL.1996.22752	0:05:45.14 0:03:55.57	3 15	0:04:33.58 0:06:08.28	9 9	<u>0:07:18.10</u>	<u>1</u>	0:06:44.50	10		0:34:25.17	+0:00:28.53
5	14	DENIAUD Youn Giant Factory Off-Road	FRA.1996.22994	<u>0:05:38.09</u> 0:03:46.77	<u>1</u> 4	0:04:38.00 0:06:17.19	17 20	0:07:27.38	5	0:06:38.59	2		0:34:26.02	+0:00:29.38
6	3	MELAMED Jesse Rocky Mountain Race Face	CAN.1992.21596	0:05:41.99 0:03:49.35	2 5	0:04:32.00 0:06:07.63	5 8	0:07:31.53	10	0:06:45.59	15		0:34:28.09	+0:00:31.45
7	2	RUDE JR Richard Yeti / Fox Factory Team	USA.1995.21739	0:05:52.39 0:03:49.79	15 6	0:04:32.00 0:06:09.49	5 10	0:07:30.07	8	0:06:44.43	9		0:34:38.17	+0:00:41.53
8	11	LUKASIK Slawomir Canyon CLLTV Dainese	POL.1993.24876	0:05:49.18 0:03:51.14	11 7	0:04:37.00 0:06:11.52	15 12	0:07:30.00	7	0:06:40.60	4		0:34:39.44	+0:00:42.80
9	33	JEANDEL Louis Commencal Enduro Project	FRA.1998.22140	0:05:47.49 0:04:04.93	6 52	0:04:36.55 0:06:04.50	13 5	0:07:28.54	6	0:06:44.92	11		0:34:46.93	+0:00:50.29
10	36	SECONDI Nathan Fulgur Factory Team	FRA.1999.22133	0:05:48.98 0:03:55.20	10 14	0:04:35.10 0:06:01.53	12 3	0:07:43.35	27	0:06:45.71	16		0:34:49.87	+0:00:53.23
11	50	MENJOU Irene Sunn French Connexion By Alpe D'Huez	FRA.1995.22122	0:05:54.30 0:03:53.87	19 11	0:04:32.07 0:06:07.03	7 7	0:07:35.00	19	0:06:48.65	21		0:34:50.92	+0:00:54.28











RESULTS OVERALL

Pos	Plate	Name Team	Nat EWS number	Stage 1PRO Stage 5	Pos Pos	Stage 2 Stage 6	Pos Pos	Stage 3Q	Pos	Stage 4	Pos	Penalties	Time	Gap
MEN														
12	10	WALKER Matthew Pivot Factory Racing	 NZL.1990.21846	0:05:51.90 0:03:53.75	13 10	0:04:39.28 0:06:14.09	19 15	0:07:34.23	15	0:06:43.10	8		0:34:56.35	+0:00:59.71
13	8	DAILLY Adrien Lapierre Zipp Collective	 FRA.1996.21677	0:05:55.23 0:03:51.97	20 8	0:04:46.33 0:06:11.84	34 13	0:07:31.47	9	0:06:42.91	7		0:34:59.75	+0:01:03.11
14	22	VERNER Rhys Forbidden Synthesis	 CAN.1997.22407	0:05:53.83 0:03:54.43	17 12	0:04:34.17 0:06:26.27	11 38	0:07:34.92	18	0:06:45.15	14		0:35:08.77	+0:01:12.13
15	34	PERSAK Vid Orbea FOX Enduro Team	 SLO.1996.22810	0:05:52.99 0:04:00.57	16 34	0:04:37.61 0:06:17.60	16 22	0:07:31.63	11	0:06:48.60	20		0:35:09.00	+0:01:12.36
16	61	GALY Theo Sunn French Connexion By Alpe D'Huez	 FRA.1990.21691	0:05:55.32 0:03:58.75	21 21	0:04:31.97 0:06:22.17	4 31	0:07:36.94	22	0:06:50.53	29		0:35:15.68	+0:01:19.04
17	29	LARBEOU Guillaume Commencal Enduro Project	 FRA.1994.25575	0:05:46.36 0:03:53.30	4 9	0:04:52.79 0:06:14.91	59 17	0:07:38.80	25	0:06:51.63	32		0:35:17.79	+0:01:21.15
18	27	MENZIES Jack	 CAN.2001.22519	0:05:52.11 0:03:56.25	14 16	0:04:57.47 0:06:05.36	70 6	0:07:36.62	20	0:06:50.13	27		0:35:17.94	+0:01:21.30
19	30	TEXTOR Christian Team BULLS	 GER.1990.22845	0:05:57.75 0:03:59.00	23 22	0:04:38.95 0:06:16.21	18 18	0:07:38.55	23	0:06:48.26	19		0:35:18.72	+0:01:22.08
20	37	CAMOIN Francescu Specialized Racing	 FRA.2001.23545	0:05:48.11 0:04:02.56	8 44	0:04:40.35 0:06:19.97	21 27	0:07:33.50	14	0:06:54.38	42		0:35:18.87	+0:01:22.23
21	15	HEAP Elliott Nukeproof SRAM Factory Racing	 GBR.1998.21783	0:05:58.78 0:03:55.00	27 13	0:04:44.80 0:06:13.48	31 14	0:07:38.60	24	0:06:48.65	21		0:35:19.31	+0:01:22.67
22	21	MASTERS Edward Pivot Factory Racing	 NZL.1989.22590	0:06:04.50 0:03:59.78	40 30	0:04:39.95 0:06:17.46	20 21	0:07:34.64	16	0:06:45.03	13		0:35:21.36	+0:01:24.72












RESULTS OVERALL

Pos	Plate	Name Team	Nat EWS number	Stage 1PRO Stage 5	Pos Pos	Stage 2 Stage 6	Pos Pos	Stage 3Q	Pos	Stage 4	Pos	Penalties	Time	Gap
MEN														
23	26	CALLAGHAN Gregory Devinci Global Racing	 IRL.1991.21827	0:06:00.05 0:03:57.08	29 18	0:04:32.18 0:06:19.10	8 26	0:07:45.31	32	0:06:52.15	34		0:35:25.87	+0:01:29.23
24	65	WATSON Corey Nukeproof SRAM Factory Racing	 GBR.1999.35483	0:05:57.48 0:03:59.95	22 31	0:04:36.55 0:06:17.11	13 19	0:07:51.94	46	0:06:53.54	40		0:35:36.57	+0:01:39.93
25	31	STUTTARD Mathew Polygon Factory Racing	 GBR.1993.21661	0:06:02.88 0:03:59.73	34 27	0:04:41.30 0:06:20.31	22 29	0:07:43.70	29	0:06:49.66	26		0:35:37.58	+0:01:40.94
26	79	ESTAQUE Thomas	 FRA.1996.52944	0:06:11.03 0:04:07.17	60 61	0:04:43.92 0:06:18.74	29 25	0:07:34.80	17	0:06:42.87	6		0:35:38.53	+0:01:41.89
27	6	TORDO Dimitri Canyon Collective	 FRA.1993.21764	0:05:54.29 0:03:58.70	18 20	0:05:08.14 0:06:25.24	95 37	0:07:36.78	21	0:06:46.48	17		0:35:49.63	+0:01:52.99
28	84	DRACH Torben RAAW // Levelnine Gravity	 GER.1998.22419	0:06:04.28 0:03:59.28	39 24	0:04:49.36 0:06:22.33	42 32	0:07:46.10	34	0:06:49.40	23		0:35:50.75	+0:01:54.11
29	76	GRANT Kelan Nukeproof SRAM Factory Racing	 IRL.1993.21773	0:06:05.61 0:04:02.13	44 42	0:04:42.33 0:06:14.71	25 16	0:07:58.43	61	0:06:50.13	27		0:35:53.34	+0:01:56.70
30	38	GARAY TAMAYO Iago Santa Cruz X SRAM	 ESP.1991.21707	0:06:14.61 0:03:56.56	67 17	0:04:42.47 0:06:24.69	26 36	0:07:47.00	35	0:06:51.88	33		0:35:57.21	+0:02:00.57
31	24	GAUVIN Remi Rocky Mountain Race Face	 CAN.1992.21624	0:06:07.44 0:04:00.60	54 35	0:04:51.27 0:06:23.47	55 34	0:07:43.38	28	0:06:52.16	35		0:35:58.32	+0:02:01.68
32	92	JAMIESON Elliot Norco Factory Team	 CAN.2001.22028	0:06:05.28 0:03:58.12	43 19	0:05:01.30 0:06:17.73	79 23	0:07:55.65	55	0:06:44.93	12		0:36:03.01	+0:02:06.37
33	64	FRANCK Gilles	 BEL.2000.22291	0:06:06.77 0:04:01.35	52 37	0:04:45.75 0:06:20.20	33 28	0:07:54.16	52	0:06:54.88	44		0:36:03.11	+0:02:06.47












RESULTS OVERALL

Pos	Plate	Name Team	Nat EWS number	Stage 1 PRO Stage 5	Pos Pos	Stage 2 Stage 6	Pos Pos	Stage 3 Q	Pos	Stage 4	Pos	Penalties	Time	Gap
MEN														
34	55	STORR Alex Forbidden Synthesis	 GBR.2001.31009	0:05:58.24 0:04:01.27	24 36	0:04:50.23 0:06:23.25	46 33	0:07:51.54	42	0:06:58.78	54		0:36:03.31	+0:02:06.67
35	73	MACARTHUR Glenn	 FRA.2000.22879	0:06:00.43 0:04:01.85	30 40	0:04:45.47 0:06:29.63	32 46	0:07:53.88	51	0:06:54.36	41		0:36:05.62	+0:02:08.98
36	32	VEZINA Mckay Giant Factory Off-Road	 CAN.1995.21632	0:06:01.05 0:03:59.37	31 25	0:04:52.54 0:06:36.40	57 65	0:07:47.07	36	0:06:49.59	25		0:36:06.02	+0:02:09.38
37	62	CONNELL Joseph Orange Factory Racing	 GBR.1994.21745	0:06:09.08 0:04:00.40	57 33	0:04:41.35 0:06:35.81	23 64	0:07:51.80	45	0:06:49.40	23		0:36:07.84	+0:02:11.20
38	51	BOOKER Daniel Nukeproof SRAM Factory Racing	 AUS.1997.25378	0:06:26.23 0:04:01.57	87 38	0:04:50.97 0:06:11.31	52 11	0:07:49.69	40	0:06:48.19	18		0:36:07.96	+0:02:11.32
39	57	BLAHA Vojtech	 CZE.1999.22684	0:06:15.66 0:04:03.50	68 46	0:04:49.49 0:06:24.05	44 35	0:07:44.50	31	0:06:52.25	36		0:36:09.45	+0:02:12.81
40	58	NESTOROFF Nikolas	 USA.1999.36915	0:06:07.16 0:03:59.75	53 28	0:04:50.85 0:06:29.06	51 45	0:07:47.85	38	0:06:55.72	47		0:36:10.39	+0:02:13.75
41	80	TORRALBA GARASA Juan Gabriel	 ESP.1997.21633	0:06:06.10 0:04:00.17	46 32	0:04:49.37 0:06:30.52	43 49	0:07:49.15	39	0:06:58.38	52		0:36:13.69	+0:02:17.05
42	90	IENZER Emeric Scott SR Suntour Enduro Team	 FRA.1999.31862	0:06:03.13 0:04:01.83	36 39	0:04:50.57 0:06:30.00	49 47	0:07:51.60	43	0:06:59.97	60		0:36:17.10	+0:02:20.46
43	67	HARRIS Bradley Theory Racing p/b ProBikeKit	 NZL.2001.27637	0:06:03.76 0:04:02.55	38 43	0:04:50.55 0:06:30.64	47 50	0:07:59.93	64	0:06:53.25	39		0:36:20.68	+0:02:24.04












RESULTS OVERALL

Pos	Plate	Name Team	Nat EWS number	Stage 1 PRO Stage 5	Pos Pos	Stage 2 Stage 6	Pos Pos	Stage 3 Q	Pos	Stage 4	Pos	Penalties	Time	Gap
MEN														
44	89	DE VOCHT Bart	 BEL.1992.23075	0:06:05.00 0:03:59.77	42 29	0:04:48.22 0:06:36.89	39 67	0:07:51.75	44	0:06:59.78	59		0:36:21.41	+0:02:24.77
45	60	PETERSON Colton	 USA.1999.30493	0:06:03.11 0:04:05.89	35 56	0:04:54.72 0:06:26.60	63 40	0:07:51.21	41	0:07:06.00	79		0:36:27.53	+0:02:30.89
46	96	CROZ Romain	 FRA.1996.37161	0:06:06.20 0:04:04.17	48 48	0:04:49.27 0:06:33.33	40 58	0:07:54.75	53	0:07:02.20	67		0:36:29.92	+0:02:33.28
47	86	FRESQUET Axel Tribe Pyrenees Gravity	 FRA.1998.23081	0:05:58.32 0:04:06.37	25 58	0:04:58.72 0:06:20.89	74 30	0:07:59.95	65	0:07:07.13	82		0:36:31.38	+0:02:34.74
48	66	SCOTT Mark Santa Cruz X SRAM	 GBR.1993.21714	0:06:05.69 0:04:08.47	45 66	0:04:47.41 0:06:33.16	37 57	0:07:59.00	62	0:06:57.94	51		0:36:31.67	+0:02:35.03
49	53	WALL Evan Devinci Global Racing	 CAN.1999.23531	0:05:58.40 0:04:04.17	26 48	0:05:12.70 0:06:26.86	103 41	0:07:52.55	48	0:06:57.35	49		0:36:32.03	+0:02:35.39
50	131	FINCHAM Sean	 CAN.1998.54189	0:06:07.45 0:04:06.71	55 59	0:04:49.73 0:06:31.54	45 53	0:07:58.21	60	0:06:59.05	55		0:36:32.69	+0:02:36.05
51	85	BOX Archie	 GBR.1998.23201	0:06:06.36 0:04:07.27	50 63	0:04:49.30 0:06:36.62	41 66	0:07:53.17	50	0:07:00.90	64		0:36:33.62	+0:02:36.98
52	77	BOTTERAM Tristan	 NED.2000.53856	0:06:02.31 0:04:09.83	32 71	0:04:53.83 0:06:31.50	62 52	0:08:05.60	78	0:06:53.08	38		0:36:36.15	+0:02:39.51
53	59	BLAIR Lachlan Orange Factory Racing	 GBR.1995.21426	0:06:31.66 0:04:03.89	96 47	0:04:46.33 0:06:26.54	34 39	0:07:52.58	49	0:06:55.30	45		0:36:36.30	+0:02:39.66
54	19	VENDEMMIA Mirco Cannondale Enduro	 ITA.1998.21871	0:06:04.52 0:04:05.63	41 55	0:05:01.30 0:06:32.00	79 54	0:07:52.10	47	0:07:01.04	65		0:36:36.59	+0:02:39.95












RESULTS OVERALL

Pos	Plate	Name Team	Nat EWS number	Stage 1PRO Stage 5	Pos Pos	Stage 2 Stage 6	Pos Pos	Stage 3Q	Pos	Stage 4	Pos	Penalties	Time	Gap
MEN														
55	7	JOHANSEN Zakarias Ibis Enduro Team	 SWE.1992.21863	0:06:06.16 0:04:08.57	47 67	0:04:43.97 0:06:43.01	30 82	0:07:55.00	54	0:07:03.20	73		0:36:39.91	+0:02:43.27
56	35	KANGAS Oliwer	 SWE.1992.33903	0:05:59.97 0:03:59.65	28 26	0:06:00.50 0:06:18.41	125 24	0:07:32.58	13	0:06:51.17	31		0:36:42.28	+0:02:45.64
57	56	BURNS CONTRERAS Pedro Trek Factory Racing	 CHI.1997.21729	0:06:45.74 0:04:02.06	114 41	0:04:43.40 0:06:27.63	28 42	0:07:44.25	30	0:06:59.39	56		0:36:42.47	+0:02:45.83
58	146	ROBERT Alexandre	 FRA.2000.25798	0:06:02.62 0:03:59.17	33 23	0:04:53.35 0:06:32.16	61 55	0:08:02.10	70	0:07:14.75	100		0:36:44.15	+0:02:47.51
59	63	WARNET Manu	 NED.2001.26267	0:06:11.25 0:04:04.48	61 50	0:04:58.40 0:06:31.12	73 51	0:08:00.54	67	0:06:59.73	58		0:36:45.52	+0:02:48.88
60	120	ISCLA GRANDVALLET Alex	 AND.2000.52485	0:06:06.40 0:04:07.72	51 64	0:04:50.98 0:06:41.04	53 76	0:08:00.82	68	0:07:03.37	74		0:36:50.33	+0:02:53.69
61	134	RANGER Lewis	 GBR.1999.38588	0:06:25.46 0:04:02.72	86 45	0:04:51.13 0:06:27.69	54 43	0:08:03.55	76	0:07:00.72	61		0:36:51.27	+0:02:54.63
62	68	LUTHI Patrick	 SUI.1992.22607	0:06:12.40 0:04:11.43	63 79	0:04:47.00 0:06:41.96	36 78	0:07:57.29	57	0:07:02.45	68		0:36:52.53	+0:02:55.89
63	52	STONE Brady Polygon Factory Racing	 NZL.2000.23119	0:06:46.60 0:04:05.05	116 53	0:04:51.78 0:06:27.99	56 44	0:07:47.64	37	0:06:54.80	43		0:36:53.86	+0:02:57.22
64	109	CIRIEGO Maxime	 FRA.1997.34167	0:06:13.80 0:04:10.28	65 73	0:04:55.17 0:06:33.60	65 60	0:08:01.23	69	0:07:02.55	69		0:36:56.63	+0:02:59.99
65	28	GRAHAM Innes	 GBR.1996.35188	0:06:03.66 0:04:56.55	37 121	0:04:41.53 0:06:45.79	24 86	0:07:39.03	26	0:06:55.42	46		0:37:01.98	+0:03:05.34












RESULTS OVERALL

Pos	Plate	Name Team	Nat EWS number	Stage 1PRO Stage 5	Pos Pos	Stage 2 Stage 6	Pos Pos	Stage 3Q	Pos	Stage 4	Pos	Penalties	Time	Gap
MEN														
66	144	VEIGA AMADO Marco	 ESP.1994.53756	0:06:08.91 0:04:10.52	56 74	0:04:56.37 0:06:38.08	69 68	0:08:06.43	79	0:07:05.75	77		0:37:06.06	+0:03:09.42
67	54	KRASNY Carter	 CAN.1999.22027	0:06:37.82 0:04:23.32	108 105	0:04:55.00 0:06:33.43	64 59	0:07:45.82	33	0:06:50.97	30		0:37:06.36	+0:03:09.72
68	83	WOLFE Daniel Polygon Factory Racing	 IRL.1988.22250	0:06:14.05 0:04:08.13	66 65	0:05:05.22 0:06:42.17	91 79	0:07:57.36	58	0:06:59.43	57		0:37:06.36	+0:03:09.72
69	74	EBDON Jake	 GBR.2001.32703	0:06:22.18 0:04:05.52	77 54	0:04:57.59 0:06:40.41	71 75	0:08:02.58	71	0:06:58.54	53		0:37:06.82	+0:03:10.18
70	99	RENZ Daniel	 GER.1996.26028	0:06:10.14 0:04:10.02	59 72	0:05:14.81 0:06:35.20	107 63	0:08:05.29	77	0:06:52.69	37		0:37:08.15	+0:03:11.51
71	111	CAMBOS Albin	 FRA.1999.22849	0:06:12.05 0:04:11.10	62 77	0:04:52.77 0:06:35.01	58 62	0:07:57.00	56	0:07:24.25	111		0:37:12.18	+0:03:15.54
72	110	MILLE Thimote	 FRA.2001.31623	0:06:06.33 0:04:25.58	49 108	0:05:04.95 0:06:32.54	90 56	0:08:03.54	75	0:07:01.25	66		0:37:14.19	+0:03:17.55
73	93	HEBERT Ambroise	 FRA.1993.21934	0:06:13.10 0:04:07.23	64 62	0:05:03.49 0:06:40.36	87 74	0:08:10.25	86	0:07:00.89	63		0:37:15.32	+0:03:18.68
74	121	SNOW Harry	 GBR.1993.38162	0:06:19.90 0:04:13.70	75 87	0:04:53.17 0:06:45.11	60 84	0:08:02.65	72	0:07:02.59	71		0:37:17.12	+0:03:20.48
75	112	CASADEI Nicola	 ITA.1989.21878	0:06:16.14 0:04:25.20	69 107	0:04:50.72 0:06:38.21	50 69	0:07:59.82	63	0:07:09.45	87		0:37:19.54	+0:03:22.90
76	114	WALLNER Niklas Ibis Enduro Team	 SWE.1990.32704	0:06:16.55 0:04:16.25	70 95	0:04:50.55 0:06:46.81	47 88	0:08:09.31	82	0:07:00.73	62		0:37:20.20	+0:03:23.56












RESULTS OVERALL

Pos	Plate	Name Team	Nat EWS number	Stage 1PRO Stage 5	Pos Pos	Stage 2 Stage 6	Pos Pos	Stage 3Q	Pos	Stage 4	Pos	Penalties	Time	Gap
MEN														
77	113	VON HEYDEN LANGELAAN Carlos	 ESP.1998.32853	0:06:18.54 0:04:11.53	72 80	0:04:59.92 0:06:46.20	76 87	0:08:00.22	66	0:07:06.32	80		0:37:22.73	+0:03:26.09
78	122	LAMBERT Pierre Hotlines Nukeproof Racing	 FRA.1999.36939	0:06:36.00 0:04:06.35	104 57	0:05:02.94 0:06:30.26	83 48	0:08:03.00	73	0:07:05.39	76		0:37:23.94	+0:03:27.30
79	101	LARSSON Adam	 SWE.2000.30837	0:06:25.38 0:04:09.82	85 70	0:04:57.60 0:06:38.60	72 71	0:08:10.03	85	0:07:02.55	69		0:37:23.98	+0:03:27.34
80	100	BERNET Jonas	 SUI.1994.33390	0:06:34.91 0:04:06.77	103 60	0:05:11.92 0:06:39.89	101 73	0:08:03.18	74	0:06:55.88	48		0:37:32.55	+0:03:35.91
81	98	OMDAL Oskar	 NOR.2000.32277	0:06:23.15 0:04:04.75	80 51	0:04:55.35 0:06:53.15	67 97	0:08:13.50	91	0:07:08.23	84		0:37:38.13	+0:03:41.49
82	128	ENNIS Ross	 IRL.2001.25954	0:06:25.13 0:04:09.79	83 69	0:04:59.07 0:06:42.84	75 80	0:08:18.92	105	0:07:11.75	94		0:37:47.50	+0:03:50.86
83	94	MCCUTCHEON Trevor	 USA.1999.31137	0:06:16.61 0:04:13.19	71 85	0:05:22.51 0:06:50.49	116 94	0:08:09.48	83	0:07:04.18	75		0:37:56.46	+0:03:59.82
84	130	WILLNER Nick	 GER.1999.22551	0:06:24.70 0:04:12.93	82 83	0:05:09.85 0:06:47.65	98 89	0:08:15.77	98	0:07:09.00	85		0:37:59.90	+0:04:03.26
85	133	CHAUVET Cesar	 FRA.1995.34851	0:06:29.18 0:04:14.10	93 90	0:05:03.82 0:06:38.36	88 70	0:08:23.89	107	0:07:10.67	92		0:38:00.02	+0:04:03.38
86	137	COSTA GRAELL Pau	 ESP.2001.25006	0:06:30.50 0:04:13.68	95 86	0:05:05.55 0:06:44.43	92 83	0:08:14.70	94	0:07:14.13	98		0:38:02.99	+0:04:06.35
87	136	ARNAUD Quentin	 FRA.1994.22628	0:06:28.15 0:04:14.93	91 92	0:05:00.57 0:06:41.16	78 77	0:08:24.68	109	0:07:14.23	99		0:38:03.72	+0:04:07.08












RESULTS OVERALL

Pos	Plate	Name Team	Nat EWS number	Stage 1PRO Stage 5	Pos Pos	Stage 2 Stage 6	Pos Pos	Stage 3Q	Pos	Stage 4	Pos	Penalties	Time	Gap
MEN														
88	70	PFEIL Max	 GER.1998.27442	0:06:36.82 0:04:21.45	106 103	0:05:03.30 0:06:55.06	84 101	0:08:07.65	81	0:07:03.04	72		0:38:07.32	+0:04:10.68
89	135	DEMUYLDER Jonas	 BEL.1997.25196	0:06:27.57 0:04:11.25	90 78	0:05:13.10 0:06:42.97	104 81	0:08:18.44	103	0:07:15.60	102		0:38:08.93	+0:04:12.29
90	108	HUTCHENS Chris	 GBR.1989.22999	0:06:20.39 0:04:21.60	76 104	0:05:01.88 0:06:53.62	82 98	0:08:11.73	87	0:07:19.97	107		0:38:09.19	+0:04:12.55
91	124	PERISSE Elouan Hotlines Nukeyproof Racing	 FRA.2001.34083	0:06:27.03 0:04:18.30	89 99	0:05:03.47 0:06:58.02	85 104	0:08:15.43	96	0:07:10.40	91		0:38:12.65	+0:04:16.01
92	88	TOOKE Jacob	 CAN.1999.22078	0:06:22.65 0:04:29.97	79 113	0:05:05.60 0:06:48.74	93 92	0:08:12.95	88	0:07:15.93	103		0:38:15.84	+0:04:19.20
93	97	JENSEN Henrik	 GBR.1998.25933	0:06:26.80 0:04:24.28	88 106	0:05:03.48 0:06:59.33	86 106	0:08:13.80	92	0:07:11.93	95		0:38:19.62	+0:04:22.98
94	115	LOEFFLER Christian	 GER.1993.23169	0:06:47.00 0:04:10.78	117 75	0:05:00.47 0:06:56.77	77 102	0:08:18.20	102	0:07:06.68	81		0:38:19.90	+0:04:23.26
95	152	RODRIGUES DOS SANTOS Anaue	 POR.1994.40310	0:06:33.30 0:04:18.95	100 100	0:05:06.98 0:06:53.92	94 99	0:08:18.72	104	0:07:13.35	96		0:38:25.22	+0:04:28.58
96	82	JANSER Robin Swiss Enduro Team by Giant	 SUI.2000.25837	0:07:07.61 0:04:12.92	122 82	0:05:01.73 0:06:52.71	81 96	0:08:09.92	84	0:07:10.10	90		0:38:34.99	+0:04:38.35
97	138	DOLGOS Robin	 FRA.1999.23576	0:06:25.25 0:04:15.45	84 93	0:05:13.17 0:07:02.60	105 109	0:08:28.77	112	0:07:11.07	93		0:38:36.31	+0:04:39.67
98	140	ANDERSEN Mads Bo	 DEN.1996.34154	0:06:28.82 0:04:17.55	92 98	0:05:14.71 0:06:45.78	106 85	0:08:26.03	110	0:07:25.19	114		0:38:38.08	+0:04:41.44












RESULTS OVERALL

Pos	Plate	Name Team	Nat EWS number	Stage 1PRO Stage 5	Pos Pos	Stage 2 Stage 6	Pos Pos	Stage 3Q	Pos	Stage 4	Pos	Penalties	Time	Gap
MEN														
99	147	GONDOUIN Antoine	 FRA.1997.27800	0:07:09.73 0:04:09.15	124 68	0:05:04.27 0:06:54.79	89 100	0:08:15.54	97	0:07:10.03	89		0:38:43.51	+0:04:46.87
100	154	WIDEN Johan	 SWE.1994.39149	0:06:46.33 0:04:21.07	115 101	0:05:10.86 0:07:00.89	99 107	0:08:16.63	99	0:07:09.70	88		0:38:45.48	+0:04:48.84
101	162	SACCON Matteo Abetone FullOut Gravity	 ITA.2000.21866	0:06:31.94 0:04:16.05	97 94	0:05:17.54 0:06:58.02	110 104	0:08:22.65	106	0:07:23.57	109		0:38:49.77	+0:04:53.13
102	118	MARI MARI Mariano	 ESP.1997.22453	0:06:30.00 0:04:21.38	94 102	0:05:44.29 0:07:04.58	123 112	0:08:13.38	90	0:06:57.87	50		0:38:51.50	+0:04:54.86
103	81	GAILLOT Baptiste	 FRA.1991.21771	0:06:09.74 0:04:56.63	58 122	0:04:47.48 0:06:33.78	38 61	0:07:57.93	59	0:08:28.98	122		0:38:54.54	+0:04:57.90
104	159	GERMAN Thomas	 FRA.1995.22049	0:06:34.68 0:04:14.63	102 91	0:05:22.54 0:06:57.82	117 103	0:08:33.32	115	0:07:15.43	101		0:38:58.42	+0:05:01.78
105	127	DIEU Antonio	 FRA.1989.26701	0:06:32.27 0:04:16.50	99 96	0:05:18.60 0:07:02.79	113 110	0:08:32.50	114	0:07:17.42	106		0:39:00.08	+0:05:03.44
106	87	WILSON Thomas Orange Factory Racing	 GBR.2000.22553	0:06:19.32 0:04:13.82	74 88	0:04:55.18 0:06:39.41	66 72	0:08:14.95	95	0:08:44.62	123		0:39:07.30	+0:05:10.66
107	149	CASAL VALLS Guillem	 AND.1995.22127	0:06:37.65 0:04:17.37	107 97	0:05:18.78 0:07:20.50	114 117	0:08:17.78	101	0:07:24.03	110		0:39:16.11	+0:05:19.47
108	117	BARICH Leopold RDN Racing	 GER.1998.22342	0:06:47.40 0:04:28.28	118 112	0:05:27.30 0:06:48.90	118 93	0:08:31.66	113	0:07:16.85	105		0:39:20.39	+0:05:23.75
109	145	ORIORL Stephan	 FRA.1988.38650	0:06:39.50 0:04:30.03	111 114	0:05:17.87 0:07:03.05	112 111	0:08:27.07	111	0:07:24.60	113		0:39:22.12	+0:05:25.48











RESULTS OVERALL

Pos	Plate	Name Team	Nat EWS number	Stage 1PRO Stage 5	Pos Pos	Stage 2 Stage 6	Pos Pos	Stage 3Q	Pos	Stage 4	Pos	Penalties	Time	Gap
MEN														
110	150	BAUSCHERT Alan	 FRA.1999.26464	0:06:39.45 0:04:26.43	110 110	0:05:14.85 0:07:01.43	108 108	0:08:39.60	121	0:07:24.46	112		0:39:26.22	+0:05:29.58
111	106	MAGGS David	 AUS.1996.23408	0:06:33.54 0:04:30.25	101 115	0:05:17.60 0:07:19.07	111 116	0:08:33.32	115	0:07:16.55	104		0:39:30.33	+0:05:33.69
112	132	BISSON Zian	 FRA.2000.26059	0:06:32.02 0:04:14.05	98 89	0:05:57.23 0:07:15.49	124 114	0:08:24.50	108	0:07:09.19	86		0:39:32.48	+0:05:35.84
113	148	REAL Pierre	 FRA.1998.22500	0:06:23.98 0:04:37.70	81 118	0:05:09.07 0:06:47.90	97 91	0:08:36.30	118	0:07:27.47	116	0:01:00.00	0:40:02.42	+0:06:05.78
114	153	LUNA SANCHEZ Jose Luis Fulgur Factory Team	 ESP.2001.54404	0:07:04.78 0:04:27.23	120 111	0:05:12.55 0:07:36.12	102 119	0:08:36.63	120	0:07:25.98	115		0:40:23.29	+0:06:26.65
115	157	PUISSANT Enzo	 FRA.2001.39132	0:08:09.88 0:04:13.18	125 84	0:05:11.90 0:06:47.78	100 90	0:08:14.27	93	0:07:07.40	83	0:01:00.00	0:40:44.41	+0:06:47.77
116	155	BARTON Oliver	 GBR.1990.33513	0:06:53.05 0:04:34.23	119 117	0:05:29.81 0:07:18.43	120 115	0:08:55.38	122	0:07:37.19	118		0:40:48.09	+0:06:51.45
117	102	HURLEY Joshua	 GBR.1995.27543	0:06:18.68 0:04:26.20	73 109	0:05:20.17 0:08:50.28	115 120	0:08:35.41	117	0:07:28.38	117		0:40:59.12	+0:07:02.48
118	161	MANDIN Oscar Rossignol Factory Team	 FRA.1997.53639	0:06:38.38 0:04:40.15	109 119	0:05:36.15 0:07:30.94	121 118	0:09:00.94	123	0:07:58.90	121		0:41:25.46	+0:07:28.82
119	142	LAGASSEY Justin	 USA.1991.22065	0:07:09.64 0:04:31.47	123 116	0:05:40.93 0:07:06.04	122 113	0:09:12.63	125	0:07:52.62	119		0:41:33.33	+0:07:36.69
120	95	SEDLAK Max	 USA.2000.22259	0:13:53.45 0:04:12.45	127 81	0:05:08.65 0:06:51.35	96 95	0:08:07.27	80	0:07:13.56	97		0:45:26.73	+0:11:30.09












RESULTS OVERALL

Pos	Plate	Name Team	Nat EWS number	Stage 1PRO Stage 5	Pos Pos	Stage 2 Stage 6	Pos Pos	Stage 3Q	Pos	Stage 4	Pos	Penalties	Time	Gap
MEN														
DNF	23	LUCAS Cole Ibis Enduro Team	 NZL.1998.23013	0:06:22.58 0:04:10.82	78 76	0:04:55.58	68	0:08:13.11	89	0:07:05.80	78			
DNF	129	WAGHORN Dylan	 NZL.1996.38314	0:07:07.15 0:04:56.26	121 120	0:05:27.85	119	0:08:17.55	100	0:08:59.85	124			
DNF	160	COURMES Tristan	 FRA.1989.33929	0:06:36.24 0:12:58.70	105 123	0:05:16.52	109	0:08:36.38	119	0:07:20.00	108			
DNF	49	HILL Samuel Nukeproof SRAM Factory Racing	 AUS.1985.21775	0:05:50.32	12	0:04:29.17	2	0:07:31.80	12	0:07:53.83	120			
DNF	4	MIQUEL Kevin Specialized Racing	 FRA.1991.21704	0:06:42.52	113	0:04:42.69	27	0:09:11.27	124					
DNF	105	HAMMOND Chubbie	 GBR.1996.37418	0:06:41.68	112									
DNF	103	MCBAIN Calum	 GBR.1998.33913	0:08:55.70	126									
DNF	126	LANDMARK Ola Javold	 NOR.1999.25289											
DNS	72	GALLAGHER Christopher	 GBR.1993.23014											
DNS	78	CHARLES Clement Rossignol Factory Team	 FRA.1994.22206											
DNS	5	BORGES Jose Canyon Collective	 POR.1990.21669											

RESULTS OVERALL

Pos	Plate	Name Team	Nat EWS number	Stage 1PRO Stage 5	Pos Pos	Stage 2 Stage 6	Pos Pos	Stage 3Q	Pos	Stage 4	Pos	Penalties	Time	Gap
MEN														
DNS	107	ESCUДИER Thomas	 FRA.1991.21945											
DNS	123	LAMBERT Louis Hotlines Nukeproof Racing	 FRA.1999.37231											
MEN Master 35+														
1	288	AUSTERMUHLE Ian	 GBR.1980.21590	<u>0:06:20.98</u> <u>0:04:11.37</u>	<u>1</u> <u>1</u>	0:05:03.05 <u>0:06:48.00</u>	2 <u>1</u>	<u>0:08:42.05</u>	<u>1</u>	<u>0:07:07.60</u>	<u>1</u>		0:38:13.05	
2	289	AMOUR Karim BH Enduro Racing Team	 FRA.1975.21696	0:06:30.44 0:04:17.22	3 2	<u>0:05:02.20</u> 0:07:15.90	<u>1</u> 7	0:08:57.83	4	0:07:14.35	3		0:39:17.94	+0:01:04.89
3	264	GONZALEZ FONTAN Mauro	 ESP.1987.22118	0:06:24.49 0:04:23.45	2 4	0:06:17.80 0:06:51.23	20 2	0:08:56.15	3	0:07:09.70	2		0:40:02.82	+0:01:49.77
4	276	FARRER Dan	 GBR.1982.25481	0:06:38.76 0:04:22.68	5 3	0:05:20.82 0:07:24.22	4 11	0:09:02.17	6	0:07:23.35	4		0:40:12.00	+0:01:58.95
5	277	SAINT AUBIN Christophe	 FRA.1986.35590	0:06:41.06 0:04:28.48	6 7	0:05:25.75 0:07:13.81	6 6	0:09:00.98	5	0:07:25.90	8		0:40:15.98	+0:02:02.93
6	287	WEIDEMANN Mads	 DEN.1982.33629	0:06:37.50 0:04:28.83	4 8	0:05:19.77 0:07:07.93	3 4	0:09:19.60	12	0:07:23.40	5		0:40:17.03	+0:02:03.98
7	263	ESNAOLA GOROSTIDI Juan Jose	 ESP.1982.22147	0:06:57.45 0:04:25.65	14 5	0:05:38.74 0:07:03.97	12 3	0:08:52.83	2	0:07:26.77	10		0:40:25.41	+0:02:12.36
8	286	CARREZ Cedric Lapierre Zipp Collective	 FRA.1978.23588	0:06:47.01 0:04:28.98	9 9	0:05:24.52 0:07:19.40	5 8	0:09:15.47	9	0:07:27.44	12		0:40:42.82	+0:02:29.77












RESULTS OVERALL

Pos	Plate	Name Team	Nat EWS number	Stage 1 PRO Stage 5	Pos Pos	Stage 2 Stage 6	Pos Pos	Stage 3 Q	Pos	Stage 4	Pos	Penalties	Time	Gap
MEN Master 35+														
9	285	BERNARD Guillaume	 FRA.1983.22861	0:06:46.62 0:04:27.07	8 6	0:05:35.83 0:07:23.86	9 10	0:09:16.80	11	0:07:25.25	7		0:40:55.43	+0:02:42.38
10	283	EDGWORTH Scott	 GBR.1980.52475	0:06:47.97 0:04:29.04	10 10	0:05:39.20 0:07:10.20	13 5	0:09:24.64	15	0:07:26.25	9		0:40:57.30	+0:02:44.25
11	275	TEXIER Benoit	 FRA.1983.39314	0:06:55.55 0:04:35.48	12 13	0:05:37.17 0:07:19.76	10 9	0:09:09.63	8	0:07:27.23	11		0:41:04.82	+0:02:51.77
12	270	BISHOP Daniel	 GBR.1970.22823	0:06:59.35 0:04:32.02	15 11	0:05:33.57 0:07:26.42	7 12	0:09:16.20	10	0:07:33.90	13		0:41:21.46	+0:03:08.41
13	266	GASPARD Gregory	 FRA.1982.35762	0:07:02.43 0:04:37.68	17 15	0:05:35.53 0:07:28.93	8 13	0:09:07.18	7	0:07:38.25	15		0:41:30.00	+0:03:16.95
14	279	SCOTT Darren	 GBR.1971.22334	0:06:56.00 0:04:38.43	13 16	0:05:38.12 0:08:08.18	11 19	0:09:40.25	16	0:07:34.83	14		0:42:35.81	+0:04:22.76
15	267	BOULLIER Germain	 FRA.1985.21510	0:06:44.66 0:04:34.44	7 12	0:05:39.45 0:07:30.00	14 14	0:09:20.95	13	0:08:47.00	23		0:42:36.50	+0:04:23.45
16	281	CALVEZ Mathieu Hotlines Nukeproof Racing	 FRA.1986.22152	0:06:55.35 0:04:37.20	11 14	0:06:00.32 0:07:41.08	18 15	0:09:52.13	17	0:07:42.48	16		0:42:48.56	+0:04:35.51
17	262	PAYAS PONS Marti	 AND.1980.51101	0:07:01.71 0:04:43.12	16 18	0:06:00.42 0:07:57.98	19 18	0:09:22.11	14	0:07:47.82	18		0:42:53.16	+0:04:40.11
18	274	EICHINGER Christoph	 GER.1980.39926	0:07:16.37 0:04:54.27	19 22	0:05:44.20 0:07:53.92	15 17	0:09:53.83	18	0:08:14.47	22		0:43:57.06	+0:05:44.01
19	268	SADLER Andy	 GBR.1972.21595	0:07:24.76 0:04:52.05	21 21	0:05:57.30 0:07:45.00	17 16	0:10:22.10	23	0:08:04.22	20		0:44:25.43	+0:06:12.38












RESULTS OVERALL

Pos	Plate	Name Team	Nat EWS number	Stage 1PRO Stage 5	Pos Pos	Stage 2 Stage 6	Pos Pos	Stage 3Q	Pos	Stage 4	Pos	Penalties	Time	Gap
MEN Master 35+														
20	273	WARD Joe	IRL.1971.22541	0:07:26.26 0:04:56.00	22 23	0:05:53.87 0:08:09.91	16 20	0:10:11.37	20	0:08:09.47	21		0:44:46.88	+0:06:33.83
21	271	SASAKI Hiroshi	JPN.1979.30239	0:07:28.60 0:04:47.57	23 19	0:06:42.77 0:08:32.51	22 22	0:10:15.29	22	0:07:44.14	17		0:45:30.88	+0:07:17.83
22	280	RAMADE Nicolas	FRA.1986.36092	0:07:22.98 0:04:50.65	20 20	0:07:33.00 0:08:22.32	23 21	0:09:55.99	19	0:07:58.65	19		0:46:03.59	+0:07:50.54
23	282	LOCHHEAD Andrew	GBR.1984.25456	0:07:07.23 0:04:38.80	18 17	0:06:20.60 0:10:39.96	21 24	0:10:12.87	21	0:07:24.46	6		0:46:23.92	+0:08:10.87
24	261	PONS CANO Santiago	MEX.1978.40293	0:08:45.66 0:05:40.95	24 24	0:07:36.53 0:10:26.72	24 23	0:11:27.92	24	0:08:48.38	24		0:52:46.16	+0:14:33.11
MEN Under 21														
1	254	BERTINI Lisandru Lapierre Zipp Collective	FRA.2004.36198	<u>0:05:57.77</u> 0:03:57.60	<u>1</u> 3	0:05:01.37 <u>0:06:22.19</u>	4 1	0:08:04.18	5	0:07:00.03	8		0:36:23.14	
2	260	SHERLOCK Seth	CAN.2002.40432	0:06:10.71 0:03:55.52	11 2	0:05:10.33 0:06:24.54	19 3	0:07:57.40	2	0:06:50.30	3		0:36:28.80	+0:00:05.66
3	257	PIERCY Jack Commencal Les Orres Team	GBR.2004.36927	0:06:01.11 <u>0:03:55.32</u>	2 1	0:05:08.91 0:06:22.83	17 2	0:08:10.79	8	0:06:50.04	2		0:36:29.00	+0:00:05.86
4	224	PLEINDOUX Simeon Hotlines Nukeproof Racing	FRA.2003.34644	0:06:05.00 0:04:04.67	5 5	0:05:08.90 0:06:28.69	16 6	<u>0:07:51.38</u>	1	0:06:54.26	4		0:36:32.90	+0:00:09.76
5	250	ICARDO Alexis Canyon CLLTV Dainese	FRA.2003.31902	0:06:03.28 0:04:04.05	3 4	0:05:13.60 0:06:24.82	24 4	0:08:10.31	7	<u>0:06:47.70</u>	1		0:36:43.76	+0:00:20.62
6	233	HOGLUND Andreas	SWE.2002.36347	0:06:04.35 0:04:04.67	4 5	<u>0:04:57.57</u> 0:06:29.65	1 8	0:08:01.53	4	0:07:06.87	19		0:36:44.64	+0:00:21.50












RESULTS OVERALL

Pos	Plate	Name Team	Nat EWS number	Stage 1PRO Stage 5	Pos Pos	Stage 2 Stage 6	Pos Pos	Stage 3Q	Pos	Stage 4	Pos	Penalties	Time	Gap
MEN Under 21														
7	252	KAUX Marin Tribe Pyrenees Gravity	 FRA.2002.30383	0:06:05.36 0:04:06.77	6 10	0:05:00.00 0:06:35.02	3 14	0:08:05.42	6	0:06:59.10	5		0:36:51.67	+0:00:28.53
8	209	PLATT Dom	 GBR.2005.37944	0:06:16.48 0:04:04.85	17 7	0:05:02.27 0:06:42.08	6 19	0:08:12.31	11	0:07:05.25	15		0:37:23.24	+0:01:00.10
9	259	HANCOCK Emmett	 CAN.2002.37051	0:06:11.78 0:04:09.52	13 17	0:05:01.97 0:06:33.73	5 11	0:08:19.66	19	0:07:08.70	23		0:37:25.36	+0:01:02.22
10	255	HELLY Johnathan	 CAN.2003.27147	0:06:32.29 0:04:07.74	38 12	0:05:20.05 0:06:30.79	35 9	0:08:00.22	3	0:07:01.25	9		0:37:32.34	+0:01:09.20
11	210	CREASE Henry	 GBR.2003.36925	0:06:26.88 0:04:07.22	32 11	0:05:11.25 0:06:25.74	21 5	0:08:18.99	17	0:07:05.20	13		0:37:35.28	+0:01:12.14
12	228	JOLY Enzo	 FRA.2005.39338	0:06:10.60 0:04:07.76	10 13	0:04:59.40 0:06:33.02	2 10	0:08:39.40	42	0:07:05.21	14		0:37:35.39	+0:01:12.25
13	251	RODGERS Lief	 CAN.2003.26651	0:06:16.56 0:04:14.72	18 25	0:05:07.72 0:06:33.93	12 12	0:08:18.29	15	0:07:07.53	20		0:37:38.75	+0:01:15.61
14	197	SALAUN Alexis	 FRA.2003.37431	0:06:19.17 0:04:06.07	23 9	0:05:08.78 0:06:36.82	15 16	0:08:10.85	9	0:07:19.66	37		0:37:41.35	+0:01:18.21
15	239	CHAPIN Aiden	 USA.2002.25700	0:06:11.56 0:04:08.08	12 14	0:05:11.38 0:06:49.52	22 25	0:08:21.70	24	0:06:59.72	7		0:37:41.96	+0:01:18.82
16	247	RYYNANEN Tarmo	 FIN.2002.31950	0:06:17.50 0:04:08.25	20 15	0:05:22.40 0:06:39.23	36 18	0:08:21.08	22	0:07:04.75	10		0:37:53.21	+0:01:30.07
17	208	JOLY Emilien	 FRA.2005.39337	0:06:18.81 0:04:18.38	22 36	0:05:04.43 0:06:51.01	10 28	0:08:18.57	16	0:07:09.96	28		0:38:01.16	+0:01:38.02












RESULTS OVERALL

Pos	Plate	Name Team	Nat EWS number	Stage 1PRO Stage 5	Pos Pos	Stage 2 Stage 6	Pos Pos	Stage 3Q	Pos	Stage 4	Pos	Penalties	Time	Gap
MEN Under 21														
18	241	PIVNICKA Jakub	 CZE.2005.38692	0:06:09.70 0:04:13.70	8 23	0:05:03.58 0:06:34.78	9 13	0:08:54.00	51	0:07:08.98	26		0:38:04.74	+0:01:41.60
19	227	CUELLAR ALONSO Adrian	 ESP.2003.52648	0:06:20.10 0:04:06.03	25 8	0:05:26.10 0:06:28.70	40 7	0:08:49.97	50	0:06:59.36	6		0:38:10.26	+0:01:47.12
20	211	MARSOT Antonin	 FRA.2005.50795	0:06:15.66 0:04:09.61	16 18	0:05:07.38 0:06:45.86	11 23	0:08:28.50	29	0:07:23.58	45		0:38:10.59	+0:01:47.45
21	256	SCHEELE William	 NOR.2003.33415	0:06:10.36 0:04:12.24	9 22	0:05:41.00 0:06:45.83	52 22	0:08:14.02	14	0:07:08.45	22		0:38:11.90	+0:01:48.76
22	237	HEINE Geraud	 BEL.2004.25833	0:06:24.02 0:04:09.23	28 16	0:05:30.89 0:06:38.41	45 17	0:08:21.54	23	0:07:08.75	24		0:38:12.84	+0:01:49.70
23	230	CREWTHER Matt	 GBR.2002.31956	0:06:50.94 0:04:10.68	52 20	0:05:02.44 0:06:50.98	7 27	0:08:11.20	10	0:07:12.15	29		0:38:18.39	+0:01:55.25
24	244	LESQUIR Tom Hotlines Nukeyproof Racing	 FRA.2003.36215	0:06:05.51 0:04:30.10	7 51	0:05:33.43 0:06:35.30	47 15	0:08:22.42	25	0:07:12.85	30		0:38:19.61	+0:01:56.47
25	225	BACHELET Baptiste	 FRA.2004.36979	0:06:16.56 0:04:14.50	18 24	0:05:10.04 0:07:11.96	18 46	0:08:19.25	18	0:07:08.23	21		0:38:20.54	+0:01:57.40
26	258	GILCHRIST Ryan	 AUS.2002.36859	0:06:13.95 0:04:17.13	14 31	0:05:33.88 0:06:50.22	49 26	0:08:20.33	20	0:07:05.38	16		0:38:20.89	+0:01:57.75
27	248	KELLER Jake	 USA.2002.31400	0:06:21.93 0:04:11.62	27 21	0:05:16.47 0:06:51.10	29 29	0:08:34.10	33	0:07:05.93	17		0:38:21.15	+0:01:58.01
28	223	AUROUX Jules	 FRA.2005.53398	0:06:25.89 0:04:19.00	31 38	0:05:24.90 0:06:43.37	39 20	0:08:25.35	26	0:07:04.86	12		0:38:23.37	+0:02:00.23

RESULTS OVERALL

Pos	Plate	Name Team	Nat EWS number	Stage 1PRO Stage 5	Pos Pos	Stage 2 Stage 6	Pos Pos	Stage 3Q	Pos	Stage 4	Pos	Penalties	Time	Gap
MEN Under 21														
29	222	CONROY Brendan	 IRL.2004.39139	0:06:25.52 0:04:14.97	30 27	0:05:15.56 0:06:51.80	26 30	0:08:13.34	12	0:07:24.43	46		0:38:25.62	+0:02:02.48
30	253	FAIRBROTHER Matthew	 NZL.2004.35439	0:06:24.64 0:04:16.75	29 30	0:05:11.90 0:06:45.35	23 21	0:08:43.03	46	0:07:08.75	24		0:38:30.42	+0:02:07.28
31	202	TENET BERRAT Marius	 FRA.2005.52715	0:06:20.97 0:04:16.37	26 28	0:05:16.00 0:06:46.93	27 24	0:08:34.73	35	0:07:17.38	34		0:38:32.38	+0:02:09.24
32	215	KYME Gus	 AUS.2004.37152	0:06:32.28 0:04:10.18	37 19	0:05:36.27 0:06:59.32	50 39	0:08:13.97	13	0:07:09.65	27		0:38:41.67	+0:02:18.53
33	242	FISHER JT	 USA.2004.38262	0:06:26.90 0:04:18.15	33 34	0:05:22.97 0:06:52.63	37 32	0:08:30.10	31	0:07:14.65	32		0:38:45.40	+0:02:22.26
34	240	SNOW Jakob	 USA.2003.24674	0:06:18.73 0:04:19.08	21 39	0:05:27.70 0:07:05.49	41 43	0:08:29.71	30	0:07:04.75	10		0:38:45.46	+0:02:22.32
35	219	HARROP Zack	 GBR.2003.30354	0:06:29.81 0:04:17.44	36 33	0:05:14.40 0:06:54.04	25 33	0:08:36.53	40	0:07:14.34	31		0:38:46.56	+0:02:23.42
36	235	ESCHLER Lasse	 GER.2005.37539	0:06:27.52 0:04:18.23	34 35	0:05:08.59 0:06:57.50	14 37	0:08:45.67	47	0:07:14.75	33		0:38:52.26	+0:02:29.12
37	200	STEPHENSON Henry	 GBR.2005.36564	0:06:42.41 0:04:14.95	46 26	0:05:08.53 0:06:55.03	13 34	0:08:35.15	37	0:07:18.27	35		0:38:54.34	+0:02:31.20
38	226	CLEMENT Liam	 GBR.2004.37661	0:06:39.53 0:04:17.25	44 32	0:05:02.75 0:07:06.61	8 44	0:08:28.00	28	0:07:21.47	41		0:38:55.61	+0:02:32.47
39	207	FERNANDEZ PEREZ David	 ESP.2002.39256	0:06:37.87 0:04:22.15	41 43	0:05:10.97 0:06:51.98	20 31	0:08:35.70	39	0:07:19.80	38		0:38:58.47	+0:02:35.33












RESULTS OVERALL

Pos	Plate	Name Team	Nat EWS number	Stage 1PRO Stage 5	Pos Pos	Stage 2 Stage 6	Pos Pos	Stage 3Q	Pos	Stage 4	Pos	Penalties	Time	Gap
MEN Under 21														
40	220	FORBES Lachie	 AUS.2003.36655	0:06:39.60 0:04:20.30	45 41	0:05:28.42 0:06:57.56	43 38	0:08:27.60	27	0:07:26.46	48		0:39:19.94	+0:02:56.80
41	198	ROUKENS Alexis	 BEL.2002.36129	0:06:29.50 0:04:24.57	35 45	0:05:28.78 0:06:57.21	44 36	0:08:36.96	41	0:07:23.57	44		0:39:20.59	+0:02:57.45
42	205	JONSON Noa	 SWE.2003.37674	0:06:44.80 0:04:27.50	47 49	0:05:18.19 0:07:05.46	33 42	0:08:30.50	32	0:07:28.75	51		0:39:35.20	+0:03:12.06
43	213	DEMARTEAU Colin	 BEL.2003.33889	0:06:52.54 0:04:21.30	54 42	0:05:23.30 0:07:02.44	38 41	0:08:34.89	36	0:07:22.35	42		0:39:36.82	+0:03:13.68
44	229	BROWN Lewis	 GBR.2002.37821	0:06:35.72 0:04:18.83	40 37	0:05:32.73 0:07:33.09	46 50	0:08:21.00	21	0:07:21.10	40		0:39:42.47	+0:03:19.33
45	218	CORRAL GALLARDO Benjamin	 CHI.2003.33574	0:06:51.23 0:04:24.05	53 44	0:05:33.53 0:07:07.28	48 45	0:08:41.95	44	0:07:19.94	39		0:39:57.98	+0:03:34.84
46	221	WICKLUND Jackson	 USA.2005.39414	0:06:48.54 0:04:25.74	51 46	0:05:27.73 0:07:00.68	42 40	0:08:47.38	48	0:07:28.75	51		0:39:58.82	+0:03:35.68
47	231	WHITE Ronan	 GBR.2002.36972	0:06:45.40 0:04:27.50	49 49	0:05:58.28 0:06:57.08	55 35	0:08:35.38	38	0:07:24.58	47		0:40:08.22	+0:03:45.08
48	236	RANDELL Jayden	 GBR.2003.27895	0:06:32.46 0:04:32.95	39 52	0:05:17.20 0:07:20.11	30 48	0:08:56.17	52	0:07:34.31	54		0:40:13.20	+0:03:50.06
49	234	HUTMAN Omer	 ISR.2004.40015	0:06:46.77 0:04:27.05	50 47	0:05:16.00 0:07:24.06	27 49	0:09:03.02	55	0:07:27.60	49		0:40:24.50	+0:04:01.36
50	203	VLASKOVAC Ben	 GER.2003.35875	0:06:38.30 0:04:19.75	42 40	0:05:17.25 0:08:00.27	31 52	0:08:48.23	49	0:07:27.92	50		0:40:31.72	+0:04:08.58












RESULTS OVERALL

Pos	Plate	Name Team	Nat EWS number	Stage 1PRO Stage 5	Pos Pos	Stage 2 Stage 6	Pos Pos	Stage 3Q	Pos	Stage 4	Pos	Penalties	Time	Gap
MEN Under 21														
51	217	BUENGEN Lars Henrik Swiss Enduro Team by Giant	SUI.2005.27225	0:07:27.57 0:04:35.33	56 53	0:05:36.37 0:07:35.84	51 51	0:08:40.10	43	0:07:23.33	43		0:41:18.54	+0:04:55.40
52	201	LOUREIRO GIRALDEZ Manuel	ESP.2003.39261	0:07:00.01 0:04:40.70	55 55	0:05:54.95 0:07:14.18	54 47	0:09:01.20	54	0:07:41.79	55		0:41:32.83	+0:05:09.69
DNF	232	VERNHET Axel	FRA.2002.34183	0:06:39.39 0:04:16.60	43 29	0:05:19.27	34	0:08:42.10	45	0:07:19.43	36			
DNF	246	ARNAUD Nans	FRA.2004.35462	0:06:14.16 0:04:27.46	15 48	0:07:29.40	56	0:08:34.35	34	0:07:06.33	18			
DNF	214	GANTNER Mathis	SUI.2003.40468	0:06:45.10 0:04:40.25	48 54	0:05:47.27	53	0:08:56.57	53	0:07:30.50	53			
DNF	238	SMRDEL Miha	SLO.2004.38908	0:06:19.30	24	0:05:17.41	32							
DNF	206	JOHNSSON Olle	SWE.2004.39449											
DNS	212	SCHLEICHER Valentin RDN Racing	GER.2002.26946											
DNS	243	FOURCADE Luca Tribe Pyrenees Gravity	FRA.2003.35944											
WOMEN														
1	2	CHARRE Morgane Pivot Factory Racing	FRA.1990.21958	<u>0:06:34.28</u> <u>0:04:24.38</u>	<u>1</u> <u>1</u>	0:05:16.67 <u>0:07:01.82</u>	4 <u>1</u>	0:08:29.03	3	<u>0:07:25.68</u>	<u>1</u>		0:39:11.86	












RESULTS OVERALL

Pos	Plate	Name Team	Nat EWS number	Stage 1PRO Stage 5	Pos Pos	Stage 2 Stage 6	Pos Pos	Stage 3Q	Pos	Stage 4	Pos	Penalties	Time	Gap
WOMEN														
2	3	COURDURIER Isabeau Lapierre Zipp Collective	 FRA.1994.21731	0:06:40.21 0:04:29.05	2 3	<u>0:05:03.66</u> 0:07:12.44	1 2	<u>0:08:27.83</u>	1	0:07:28.10	3		0:39:21.29	+0:00:09.43
3	1	PUGIN Melanie BH Enduro Racing Team	 FRA.1990.21693	0:06:46.25 0:04:31.75	4 6	0:05:10.80 0:07:13.19	2 3	0:08:41.08	5	0:07:27.32	2		0:39:50.39	+0:00:38.53
4	5	KOREM Noga GT Factory Racing	 ISR.1991.21660	0:06:45.86 0:04:30.78	3 4	0:05:19.57 0:07:13.55	5 4	0:08:33.00	4	0:07:33.64	4		0:39:56.40	+0:00:44.54
5	4	HARDEN Harriet Trek Factory Racing	 GBR.2001.22819	0:06:47.07 0:04:30.85	5 5	0:05:14.67 0:07:20.36	3 6	0:08:28.10	2	0:07:57.40	21		0:40:18.45	+0:01:06.59
6	43	ESPINEIRA HERREROS Florencia Orbea FOX Enduro Team	 CHI.1992.22941	0:07:00.95 0:04:34.36	12 8	0:05:30.65 0:07:26.97	6 9	0:08:51.27	11	0:07:34.55	5		0:40:58.75	+0:01:46.89
7	42	COOK Becky	 GBR.1986.21664	0:06:51.42 0:04:45.75	6 16	0:05:32.35 0:07:24.27	7 8	0:08:46.69	7	0:07:39.50	10		0:40:59.98	+0:01:48.12
8	44	PRUDKOVA Barbora	 CZE.1996.38768	0:06:59.05 0:04:34.11	9 7	0:05:47.17 0:07:19.39	11 5	0:08:49.29	9	0:07:37.14	6		0:41:06.15	+0:01:54.29
9	10	RICHTER Raphaela Ibis Enduro Team	 GER.1997.25746	0:07:00.00 0:04:39.61	10 9	0:05:39.15 0:07:22.91	10 7	0:08:50.07	10	0:07:41.85	11		0:41:13.59	+0:02:01.73
10	164	STONE Jessica	 GBR.1990.32154	0:06:54.93 0:04:41.92	7 12	0:05:33.43 0:07:34.63	8 10	0:09:08.55	14	0:07:45.13	13		0:41:38.59	+0:02:26.73
11	39	LANTHIER NADEAU Andreane Rocky Mountain Race Face	 CAN.1993.21609	0:07:00.04 0:04:26.98	11 2	0:05:57.69 0:08:09.50	19 20	0:08:42.85	6	0:07:39.48	9		0:41:56.54	+0:02:44.68
12	41	SCARSI Gloria Canyon CLLTV Dainese	 ITA.2000.36425	0:07:01.53 0:04:41.91	13 11	0:05:53.81 0:07:51.75	17 14	0:08:49.18	8	0:07:38.57	8		0:41:56.75	+0:02:44.89

RESULTS OVERALL

Pos	Plate	Name Team	Nat EWS number	Stage 1PRO Stage 5	Pos Pos	Stage 2 Stage 6	Pos Pos	Stage 3Q	Pos	Stage 4	Pos	Penalties	Time	Gap
WOMEN														
13	40	MORRISON Rae Liv Racing	 NZL.1989.21630	0:07:09.14 0:04:42.37	14 13	0:05:35.65 0:07:37.33	9 11	0:09:10.94	16	0:07:46.95	15		0:42:02.38	+0:02:50.52
14	45	DUVERT Julie Theory Racing p/b ProBikeKit	 FRA.1996.21719	0:07:22.37 0:04:43.55	18 14	0:05:51.10 0:07:38.89	15 12	0:09:17.15	18	0:07:38.20	7		0:42:31.26	+0:03:19.40
15	46	JONNIER Morgane Rossignol Factory Team	 FRA.1990.22559	0:06:57.16 0:04:44.92	8 15	0:05:48.53 0:08:08.00	13 19	0:09:10.14	15	0:07:54.42	18		0:42:43.17	+0:03:31.31
16	169	JOLIDON Sidonie	 SUI.1987.31073	0:07:12.70 0:04:55.82	16 19	0:05:48.97 0:08:04.43	14 18	0:09:18.93	20	0:07:46.56	14		0:43:07.41	+0:03:55.55
17	165	HENDERSON Polly	 GBR.2001.22368	0:07:12.35 0:04:57.30	15 20	0:05:47.35 0:07:56.42	12 15	0:09:23.18	21	0:07:53.64	17		0:43:10.24	+0:03:58.38
18	7	BARAONA Rebecca Yeti / Fox Factory Team	 GBR.1993.21715	0:08:19.21 0:04:41.25	29 10	0:05:51.90 0:07:41.76	16 13	0:08:56.97	12	0:07:51.55	16		0:43:22.64	+0:04:10.78
19	166	ELLECOSTA Nadine Abetone FullOut Gravity	 ITA.1999.25437	0:07:39.73 0:04:49.28	22 17	0:06:10.75 0:07:59.63	21 17	0:09:13.34	17	0:07:55.91	19		0:43:48.64	+0:04:36.78
20	173	SUCH Morgane	 FRA.1994.27486	0:07:26.81 0:05:20.18	19 28	0:05:56.14 0:07:57.68	18 16	0:09:34.69	22	0:07:44.72	12		0:44:00.22	+0:04:48.36
21	182	CUTHBERT Zoe	 AUS.2001.38369	0:07:34.25 0:04:58.89	21 21	0:06:04.50 0:08:15.62	20 22	0:09:18.22	19	0:08:03.02	23		0:44:14.50	+0:05:02.64
22	168	MURDOCK Porsha	 USA.1991.22373	0:07:39.97 0:04:51.70	23 18	0:06:38.25 0:08:30.43	26 25	0:09:06.69	13	0:07:56.17	20		0:44:43.21	+0:05:31.35
23	179	VAN KAMPEN Ysaline	 SUI.1998.33222	0:07:16.96 0:05:06.12	17 24	0:06:27.13 0:08:14.12	25 21	0:09:52.61	25	0:08:01.43	22		0:44:58.37	+0:05:46.51

RESULTS OVERALL

Pos	Plate	Name Team	Nat EWS number	Stage 1PRO Stage 5	Pos Pos	Stage 2 Stage 6	Pos Pos	Stage 3Q	Pos	Stage 4	Pos	Penalties	Time	Gap
WOMEN														
24	178	DILLON Sian	 GBR.1994.35457	0:07:51.44 0:04:59.40	27 22	0:06:13.42 0:08:21.59	22 23	0:09:53.06	26	0:08:11.10	24		0:45:30.01	+0:06:18.15
25	171	YUSTO SANCHEZ Sara	 ESP.2000.39157	0:07:31.40 0:05:03.37	20 23	0:06:22.15 0:08:36.64	24 26	0:09:35.65	23	0:08:23.05	28		0:45:32.26	+0:06:20.40
26	174	MAUNSELL Leah	 IRL.1999.22382	0:07:49.37 0:05:10.92	26 26	0:06:21.56 0:08:24.64	23 24	0:09:43.72	24	0:08:13.96	25		0:45:44.17	+0:06:32.31
27	172	MASIP IBANEZ Ares	 ESP.1995.36074	0:07:44.12 0:05:11.34	24 27	0:06:50.02 0:09:07.20	29 28	0:10:03.22	29	0:08:17.90	27		0:47:13.80	+0:08:01.94
28	170	JOHNSEN Jonna	 DEN.1992.27207	0:08:11.09 0:05:25.73	28 29	0:06:55.33 0:08:58.52	30 27	0:10:17.50	30	0:08:16.62	26		0:48:04.79	+0:08:52.93
29	176	RING Filipa	 SWE.1990.39267	0:09:02.12 0:05:10.57	31 25	0:06:38.25 0:09:09.29	26 29	0:10:03.00	28	0:08:24.56	29		0:48:27.79	+0:09:15.93
30	180	PRIETO Naroa	 ESP.1999.38475	0:11:07.80 0:06:17.24	32 30	0:09:00.67 0:11:59.11	31 30	0:11:40.91	31	0:09:51.80	30		0:59:57.53	+0:20:45.67
DNF	184	SMITH Ellie	 AUS.2000.27032	0:16:41.79	33	0:06:43.45	28	0:09:55.43	27					
DNF	163	TAYLOR Chloe	 GBR.1998.23462	0:07:47.85	25									
DNF	175	RUTZ Lea Salome	 SUI.1995.33389	0:08:44.43	30									
DNF	8	CONOLLY Ella Cannondale Enduro	 GBR.1998.21859											




RESULTS OVERALL

Pos	Plate	Name Team	Nat EWS number	Stage 1PRO Stage 5	Pos	Stage 2 Stage 6	Pos	Stage 3Q Pos	Pos	Stage 4	Pos	Penalties	Time	Gap
-----	-------	--------------	-------------------	-----------------------	-----	--------------------	-----	-----------------	-----	---------	-----	-----------	------	-----





WOMEN

DNS	177	DAVIDSSON Elina	 SWE.2001.38290											
DNS	167	REY Charlotte Tribe Pyrenees Gravity	 FRA.2000.31025											






WOMEN | Master 35+

1	187	NESTLEROVA Fejola Stepanka	 CZE.1985.21761	<u>0:07:40.31</u>	1	<u>0:06:31.55</u>	1	<u>0:09:47.70</u>	1	<u>0:07:52.11</u>	1		0:45:14.03	
2	185	NEWELL Melissa	 NZL.1979.21458	0:07:54.72	2	0:06:33.72	2	0:10:40.50	3	0:08:26.87	2		0:48:12.58	+0:02:58.55
				0:05:33.98	2	0:09:02.79	2							
3	186	THOMSEN Sandra Bohn	 DEN.1983.33584	0:08:12.40	3	0:08:01.12	3	0:10:30.42	2	0:08:49.36	3		0:50:38.62	+0:05:24.59
				0:05:34.17	3	0:09:31.15	3							

WOMEN | Under 21

1	195	LAN Emmy Norco Factory Team	 CAN.2004.33463	<u>0:07:00.53</u>	1	0:06:00.95	2	<u>0:08:57.82</u>	1	<u>0:07:42.45</u>	1		0:42:13.47	
2	192	WEBER Helen RAAW // Levelnine Gravity	 GER.2002.36775	0:07:42.63	6	0:06:01.92	3	0:09:21.68	2	0:08:03.03	2		0:43:59.74	+0:01:46.27
				0:04:49.65	2	0:08:00.83	2							
3	196	RIVA Sophie	 ITA.2003.33949	0:07:17.81	2	<u>0:05:53.86</u>	1	0:09:23.64	3	0:08:21.37	5		0:44:42.35	+0:02:28.88
				0:05:21.21	5	0:08:24.46	3							
4	190	CARRICK-ANDERSON Emily	 GBR.2005.38081	0:07:30.70	3	0:06:59.40	7	0:09:33.85	4	0:08:16.91	4		0:45:40.23	+0:03:26.76
				0:04:52.25	3	0:08:27.12	5							

RESULTS OVERALL

Pos	Plate	Name Team	Nat EWS number	Stage 1PRO Stage 5	Pos Pos	Stage 2 Stage 6	Pos Pos	Stage 3Q	Pos	Stage 4	Pos	Penalties	Time	Gap
WOMEN Under 21														
5	191	PLANQUART Lily	 FRA.2004.39618	0:07:42.10 0:05:02.75	5 4	0:06:38.94 0:08:25.88	5 4	0:10:00.06	5	0:08:10.67	3		0:46:00.40	+0:03:46.93
6	193	HENRY Justine Tribe Pyrenees Gravity	 FRA.2003.32717	0:07:52.20 0:05:24.64	7 6	0:06:54.82 0:09:10.34	6 6	0:10:34.19	6	0:08:41.18	6		0:48:37.37	+0:06:23.90
7	189	MULLIN Hannah	 IRL.2005.37699	0:08:26.22 0:05:25.59	8 7	0:06:35.63 0:09:14.81	4 7	0:10:34.87	7	0:08:46.72	7		0:49:03.84	+0:06:50.37
DNF	194	BOUCHER Lily	 CAN.2004.40222	0:07:39.30	4	0:07:06.68	8	0:11:06.90	8					
DNS	188	HOLM Hanna	 USA.2003.39590											

RESULTS OVERALL

Penalties details

Plate	Name	Penalty	Description	Location
148	REAL Pierre	00:01:00	Late at check point	S6 Start
157	PUISSANT Enzo	00:01:00	Late at check point	S6 Start

Statistics

Entries / Nations	Finished	DNF	DSQ	DNS	Weather	Temperature	Distance	Elevation
264 / 26	236	18	0	10	Mostly Cloudy	12 °C	63.3 km	-3,652 m / +3,652 m

DNF: did not finish · DNS: did not start · DSQ: disqualified