












## PRO STAGE RESULTS

Pos	Plate	Name Team	Nat EWS number	Sector 1	Pos	Sector 2	Pos	Sector 3	Pos	Stage	Pos	Penalties	Time	Gap
<b>MEN</b>														
1	61	<b>GRAHAM Innes</b>	 GBR.1996.35188	0:00:49.43	7	<u>0:01:01.22</u>	1	0:01:09.52	2	<u>0:03:00.17</u>	1		<b>0:03:00.17</b>	
2	3	<b>MELAMED Jesse</b> Rocky Mountain Race Face	 CAN.1992.21596	0:00:48.31	2	0:01:02.54	3	0:01:09.82	7	0:03:00.67	2		<b>0:03:00.67</b>	+0:00:00.50
3	56	<b>DALE Sam</b>	 GBR.1990.22733	0:00:49.55	8	0:01:01.90	2	0:01:09.74	4	0:03:01.19	3		<b>0:03:01.19</b>	+0:00:01.02
4	2	<b>RUDE JR Richard</b> Yeti / Fox Factory Team	 USA.1995.21739	<u>0:00:48.10</u>	1	0:01:03.55	8	0:01:09.67	3	0:03:01.32	4		<b>0:03:01.32</b>	+0:00:01.15
5	13	<b>MAES Martin</b> Orbea FOX Enduro Team	 BEL.1997.21636	0:00:49.30	6	0:01:02.80	4	<u>0:01:09.29</u>	1	0:03:01.39	5		<b>0:03:01.39</b>	+0:00:01.22
6	12	<b>WOOLLEY Kasper</b> Yeti / Fox Factory Team	 CAN.1999.21348	0:00:48.83	3	0:01:03.57	9	0:01:09.78	6	0:03:02.18	6		<b>0:03:02.18</b>	+0:00:02.01
7	49	<b>GRANT Kelan</b> Nukeproof SRAM Factory Racing	 IRL.1993.21773	0:00:50.53	23	0:01:03.42	7	0:01:09.87	8	0:03:03.82	7		<b>0:03:03.82</b>	+0:00:03.65
8	26	<b>TEXTOR Christian</b> Team BULLS	 GER.1990.22845	0:00:50.35	20	0:01:04.18	13	0:01:10.15	10	0:03:04.68	8		<b>0:03:04.68</b>	+0:00:04.51
9	50	<b>VERNER Rhys</b> Forbidden Synthesis	 CAN.1997.22407	0:00:49.61	10	0:01:04.09	12	0:01:11.01	17	0:03:04.71	9		<b>0:03:04.71</b>	+0:00:04.54
10	24	<b>LUCAS Cole</b> Ibis Enduro Team	 NZL.1998.23013	0:00:49.20	5	0:01:04.79	21	0:01:11.11	18	0:03:05.10	10		<b>0:03:05.10</b>	+0:00:04.93
11	84	<b>BOOKER Daniel</b> Nukeproof SRAM Factory Racing	 AUS.1997.25378	0:00:51.38	40	0:01:03.68	10	0:01:10.27	12	0:03:05.33	11		<b>0:03:05.33</b>	+0:00:05.16












## PRO STAGE RESULTS

Pos	Plate	Name Team	Nat EWS number	Sector 1	Pos	Sector 2	Pos	Sector 3	Pos	Stage	Pos	Penalties	Time	Gap
<b>MEN</b>														
12	67	<b>CONNELL Joseph</b> Orange Factory Racing	 GBR.1994.21745	0:00:50.07	16	0:01:04.73	19	0:01:10.67	15	0:03:05.47	12		<b>0:03:05.47</b>	+0:00:05.30
13	18	<b>VIDAL Antoine</b> Commencal Les Orres Team	 FRA.2001.25035	0:00:50.63	26	0:01:05.28	28	0:01:09.75	5	0:03:05.66	13		<b>0:03:05.66</b>	+0:00:05.49
14	60	<b>BRAYTON Adam</b>  	 GBR.1988.39900	0:00:52.24	54	0:01:03.30	5	0:01:10.18	11	0:03:05.72	14		<b>0:03:05.72</b>	+0:00:05.55
15	68	<b>WATSON Corey</b> Nukeproof SRAM Factory Racing	 GBR.1999.35483	0:00:51.13	38	0:01:04.40	17	0:01:10.45	14	0:03:05.98	15		<b>0:03:05.98</b>	+0:00:05.81
16	15	<b>HEAP Elliott</b> Nukeproof SRAM Factory Racing	 GBR.1998.21783	0:00:49.91	12	0:01:03.40	6	0:01:12.75	47	0:03:06.06	16		<b>0:03:06.06</b>	+0:00:05.89
17	7	<b>JOHANSEN Zakarias</b> Ibis Enduro Team	 SWE.1992.21863	0:00:50.65	28	0:01:04.79	21	0:01:10.99	16	0:03:06.43	17		<b>0:03:06.43</b>	+0:00:06.26
18	31	<b>VEZINA Mckay</b> Giant Factory Off-Road	 CAN.1995.21632	0:00:50.95	33	0:01:05.13	25	0:01:10.41	13	0:03:06.49	18		<b>0:03:06.49</b>	+0:00:06.32
19	8	<b>DAILLY Adrien</b> Lapierre Zipp Collective	 FRA.1996.21677	0:00:49.98	14	0:01:05.26	27	0:01:11.68	21	0:03:06.92	19		<b>0:03:06.92</b>	+0:00:06.75
20	106	<b>LANGHORN Reece</b>  	 GBR.1988.23486	0:00:50.10	17	0:01:03.91	11	0:01:12.95	54	0:03:06.96	20		<b>0:03:06.96</b>	+0:00:06.79
21	51	<b>BLAIR Lachlan</b> Orange Factory Racing	 GBR.1995.21426	0:00:50.65	28	0:01:04.27	15	0:01:12.08	32	0:03:07.00	21		<b>0:03:07.00</b>	+0:00:06.83
22	59	<b>BUCHANAN Lewis</b>  	 GBR.1993.21608	0:00:50.63	26	0:01:04.18	13	0:01:12.57	39	0:03:07.38	22		<b>0:03:07.38</b>	+0:00:07.21












# EWS Tweed Valley

Innerleithen, Scotland  
04 & 05 June 2022












## PRO STAGE RESULTS

Pos	Plate	Name Team	Nat EWS number	Sector 1	Pos	Sector 2	Pos	Sector 3	Pos	Stage	Pos	Penalties	Time	Gap
<b>MEN</b>														
22	21	<b>CALLAGHAN Gregory</b> Devinci Global Racing	 IRL.1991.21827	0:00:50.18	18	0:01:05.50	31	0:01:11.70	23	0:03:07.38	22		<b>0:03:07.38</b>	+0:00:07.21
24	28	<b>GAUVIN Remi</b> Rocky Mountain Race Face	 CAN.1992.21624	0:00:50.51	22	0:01:04.77	20	0:01:12.32	34	0:03:07.60	24		<b>0:03:07.60</b>	+0:00:07.43
25	32	<b>STONE Brady</b> Polygon Factory Racing	 NZL.2000.23119	0:00:50.50	21	0:01:05.40	29	0:01:11.74	25	0:03:07.64	25		<b>0:03:07.64</b>	+0:00:07.47
26	6	<b>TORDO Dimitri</b> Canyon Collective	 FRA.1993.21764	0:00:51.00	35	0:01:04.37	16	0:01:12.59	42	0:03:07.96	26		<b>0:03:07.96</b>	+0:00:07.79
27	78	<b>GALLAGHER Christopher</b> GBR.1993.23014	 GBR.1993.23014	0:00:50.32	19	0:01:05.17	26	0:01:12.57	39	0:03:08.06	27		<b>0:03:08.06</b>	+0:00:07.89
28	47	<b>MASTERS Edward</b> Pivot Factory Racing	 NZL.1989.22590	0:00:49.98	14	0:01:06.27	43	0:01:11.88	27	0:03:08.13	28		<b>0:03:08.13</b>	+0:00:07.96
29	86	<b>CAMOIN Francescu</b> Specialized Racing	 FRA.2001.23545	0:00:50.58	25	0:01:05.67	34	0:01:12.04	30	0:03:08.29	29		<b>0:03:08.29</b>	+0:00:08.12
30	77	<b>JONES Jono</b> Propain Factory Enduro	 GBR.1994.37370	0:00:50.85	30	0:01:05.61	32	0:01:12.18	33	0:03:08.64	30		<b>0:03:08.64</b>	+0:00:08.47
31	141	<b>EBDON Jake</b> GBR.2001.32703	 GBR.2001.32703	0:00:51.62	45	0:01:04.40	17	0:01:12.81	49	0:03:08.83	31		<b>0:03:08.83</b>	+0:00:08.66
32	11	<b>LUKASIK Slawomir</b> Canyon CLLTV Dainese	 POL.1993.24876	0:00:49.56	9	0:01:07.37	60	0:01:11.93	28	0:03:08.86	32		<b>0:03:08.86</b>	+0:00:08.69
33	52	<b>RUDEAU Alex</b> Commencal Enduro Project	 FRA.1996.25071	0:00:52.81	64	0:01:05.00	23	0:01:11.64	20	0:03:09.45	33		<b>0:03:09.45</b>	+0:00:09.28
34	58	<b>WALL Evan</b> Devinci Global Racing	 CAN.1999.23531	0:00:51.44	41	0:01:06.43	46	0:01:11.68	21	0:03:09.55	34		<b>0:03:09.55</b>	+0:00:09.38












## PRO STAGE RESULTS

Pos	Plate	Name Team	Nat EWS number	Sector 1	Pos	Sector 2	Pos	Sector 3	Pos	Stage	Pos	Penalties	Time	Gap
<b>MEN</b>														
35	87	<b>STORR Alex</b> Forbidden Synthesis	 GBR.2001.31009	0:00:50.87	31	0:01:06.21	42	0:01:12.52	37	0:03:09.60	35		<b>0:03:09.60</b>	+0:00:09.43
36	30	<b>MENJOU Irene</b> Sunn French Connexion By Alpe D'Huez	 FRA.1995.22122	0:00:51.60	44	0:01:05.43	30	0:01:12.64	44	0:03:09.67	36		<b>0:03:09.67</b>	+0:00:09.50
37	55	<b>GARAY TAMAYO Iago</b> Santa Cruz X SRAM	 ESP.1991.21707	0:00:51.97	50	0:01:05.72	35	0:01:12.06	31	0:03:09.75	37		<b>0:03:09.75</b>	+0:00:09.58
38	1	<b>MOIR Jack</b> Canyon Collective	 AUS.1994.33430	0:00:51.29	39	0:01:07.15	55	0:01:11.36	19	0:03:09.80	38		<b>0:03:09.80</b>	+0:00:09.63
39	65	<b>KANGAS Oliwer</b>	 SWE.1992.33903	0:00:49.97	13	0:01:07.16	56	0:01:13.13	55	0:03:10.26	39		<b>0:03:10.26</b>	+0:00:10.09
40	53	<b>FRANCK Gilles</b>	 BEL.2000.22291	0:00:51.05	36	0:01:06.65	48	0:01:12.65	45	0:03:10.35	40		<b>0:03:10.35</b>	+0:00:10.18
41	96	<b>CARROLL Gavin</b>	 IRL.1993.35848	0:00:51.08	37	0:01:06.17	41	0:01:13.32	58	0:03:10.57	41		<b>0:03:10.57</b>	+0:00:10.40
42	70	<b>BURNS CONTRERAS Pedro</b> Trek Factory Racing	 CHI.1997.21729	0:00:52.53	60	0:01:05.75	36	0:01:12.50	36	0:03:10.78	42		<b>0:03:10.78</b>	+0:00:10.61
43	99	<b>SMITH Joseph</b>	 GBR.1990.37383	0:00:52.48	58	0:01:05.98	40	0:01:12.58	41	0:03:11.04	43		<b>0:03:11.04</b>	+0:00:10.87
44	14	<b>DENIAUD Youn</b> Giant Factory Off-Road	 FRA.1996.22994	0:00:56.31	126	0:01:05.04	24	0:01:09.93	9	0:03:11.28	44		<b>0:03:11.28</b>	+0:00:11.11
45	88	<b>WARNET Manu</b>	 NED.2001.26267	0:00:51.55	43	0:01:06.71	49	0:01:13.22	57	0:03:11.48	45		<b>0:03:11.48</b>	+0:00:11.31

## PRO STAGE RESULTS












Pos	Plate	Name Team	Nat EWS number	Sector 1	Pos	Sector 2	Pos	Sector 3	Pos	Stage	Pos	Penalties	Time	Gap
<b>MEN</b>														
46	137	<b>PHILOGENE Jonathan</b>	 RSA.1997.50570	0:00:50.95	33	0:01:06.32	45	0:01:14.39	84	0:03:11.66	46		<b>0:03:11.66</b>	+0:00:11.49
47	105	<b>MOORE Thomas</b>	 GBR.1994.33293	0:00:52.13	52	0:01:05.95	37	0:01:13.59	69	0:03:11.67	47		<b>0:03:11.67</b>	+0:00:11.50
48	118	<b>SCOTT Riley</b>	 GBR.2000.38625	0:00:52.35	55	0:01:06.96	53	0:01:12.68	46	0:03:11.99	48		<b>0:03:11.99</b>	+0:00:11.82
49	57	<b>SCOTT Mark</b> Santa Cruz X SRAM	 GBR.1993.21714	0:00:52.92	65	0:01:05.61	32	0:01:13.57	67	0:03:12.10	49		<b>0:03:12.10</b>	+0:00:11.93
50	63	<b>DRACH Torben</b> RAAW // Levelnine Gravity	 GER.1998.22419	0:00:51.83	48	0:01:07.55	67	0:01:12.82	50	0:03:12.20	50		<b>0:03:12.20</b>	+0:00:12.03
51	62	<b>STUTTARD Mathew</b> Polygon Factory Racing	 GBR.1993.21661	0:00:54.39	90	0:01:06.29	44	0:01:11.71	24	0:03:12.39	51		<b>0:03:12.39</b>	+0:00:12.22
52	29	<b>SECONDI Nathan</b> Fulgur Factory Team Valdinievole	 FRA.1999.22133	0:00:51.62	45	0:01:08.03	70	0:01:12.75	47	0:03:12.40	52		<b>0:03:12.40</b>	+0:00:12.23
53	16	<b>MURRAY Charles</b> Specialized Racing	 NZL.1996.22752	0:00:52.45	56	0:01:07.47	65	0:01:12.84	52	0:03:12.76	53		<b>0:03:12.76</b>	+0:00:12.59
54	138	<b>MCBAIN Calum</b>	 GBR.1998.33913	0:00:50.92	32	0:01:07.80	69	0:01:14.06	77	0:03:12.78	54		<b>0:03:12.78</b>	+0:00:12.61
55	123	<b>HLOWKO Alex</b>	 GBR.1990.21357	0:00:51.88	49	0:01:07.44	64	0:01:13.53	64	0:03:12.85	55		<b>0:03:12.85</b>	+0:00:12.68
56	76	<b>WILSON Thomas</b> Orange Factory Racing	 GBR.2000.22553	0:00:54.30	86	0:01:06.85	52	0:01:11.81	26	0:03:12.96	56		<b>0:03:12.96</b>	+0:00:12.79

## PRO STAGE RESULTS












Pos	Plate	Name Team	Nat EWS number	Sector 1	Pos	Sector 2	Pos	Sector 3	Pos	Stage	Pos	Penalties	Time	Gap
<b>MEN</b>														
57	46	<b>JEANDEL Louis</b> Commencal Enduro Project	 FRA.1998.22140	0:00:52.66	63	0:01:06.79	50	0:01:13.53	64	0:03:12.98	57		<b>0:03:12.98</b>	+0:00:12.81
58	23	<b>PIGEON Hugo</b> Scott SR Suntour Enduro Team	 FRA.1996.23507	0:00:51.65	47	0:01:07.28	58	0:01:14.18	79	0:03:13.11	58		<b>0:03:13.11</b>	+0:00:12.94
59	48	<b>LUTHI Patrick</b> SUI.1992.22607	 SUI.1992.22607	0:00:52.60	62	0:01:07.35	59	0:01:13.20	56	0:03:13.15	59		<b>0:03:13.15</b>	+0:00:12.98
60	113	<b>SHUCKSMITH Samuel</b> GBR.1990.23007	 GBR.1990.23007	0:00:52.47	57	0:01:07.51	66	0:01:13.43	62	0:03:13.41	60		<b>0:03:13.41</b>	+0:00:13.24
61	10	<b>WALKER Matthew</b> Pivot Factory Racing	 NZL.1990.21846	0:00:53.72	81	0:01:07.40	61	0:01:12.39	35	0:03:13.51	61		<b>0:03:13.51</b>	+0:00:13.34
62	145	<b>NOBLE Josh</b> GBR.2001.25619	 GBR.2001.25619	0:00:53.21	70	0:01:06.50	47	0:01:13.86	73	0:03:13.57	62		<b>0:03:13.57</b>	+0:00:13.40
63	163	<b>RANGER Lewis</b> GBR.1999.38588	 GBR.1999.38588	0:00:53.59	77	0:01:07.00	54	0:01:13.34	61	0:03:13.93	63		<b>0:03:13.93</b>	+0:00:13.76
64	64	<b>MASTERS Wyn</b> GT Factory Racing	 NZL.1987.21663	0:00:53.06	67	0:01:07.40	61	0:01:13.58	68	0:03:14.04	64		<b>0:03:14.04</b>	+0:00:13.87
65	129	<b>MENZIES Jack</b> CAN.2001.22519	 CAN.2001.22519	0:00:50.55	24	0:01:11.67	119	0:01:11.95	29	0:03:14.17	65		<b>0:03:14.17</b>	+0:00:14.00
66	27	<b>PERSAK Vid</b> Orbea FOX Enduro Team	 SLO.1996.22810	0:00:52.56	61	0:01:07.60	68	0:01:14.04	76	0:03:14.20	66		<b>0:03:14.20</b>	+0:00:14.03
67	120	<b>FAGERBERG Philip</b> SWE.1996.25802	 SWE.1996.25802	0:00:53.40	73	0:01:08.29	74	0:01:12.83	51	0:03:14.52	67		<b>0:03:14.52</b>	+0:00:14.35



## PRO STAGE RESULTS












Pos	Plate	Name Team	Nat EWS number	Sector 1	Pos	Sector 2	Pos	Sector 3	Pos	Stage	Pos	Penalties	Time	Gap
<b>MEN</b>														
68	54	<b>FRANCARDO Tommaso</b>	 ITA.1997.22813	0:00:52.16	53	0:01:08.82	82	0:01:13.55	66	0:03:14.53	68		<b>0:03:14.53</b>	+0:00:14.36
69	90	<b>HUTCHENS Chris</b>	 GBR.1989.22999	0:00:53.48	74	0:01:06.83	51	0:01:14.38	83	0:03:14.69	69		<b>0:03:14.69</b>	+0:00:14.52
70	171	<b>BOX Archie</b>	 GBR.1998.23201	0:00:52.02	51	0:01:08.55	77	0:01:14.30	80	0:03:14.87	70		<b>0:03:14.87</b>	+0:00:14.70
71	66	<b>KRASNY Carter</b>	 CAN.1999.22027	0:00:51.53	42	0:01:08.73	81	0:01:14.82	90	0:03:15.08	71		<b>0:03:15.08</b>	+0:00:14.91
72	101	<b>TEJCHMAN Premek</b>	 CZE.1988.22389	0:00:54.48	93	0:01:07.40	61	0:01:13.33	59	0:03:15.21	72		<b>0:03:15.21</b>	+0:00:15.04
73	94	<b>BLAHA Vojtech</b>	 CZE.1999.22684	0:00:53.56	76	0:01:08.27	73	0:01:13.50	63	0:03:15.33	73		<b>0:03:15.33</b>	+0:00:15.16
74	45	<b>LARBEOU Guillaume</b> Commencal Enduro Project	 FRA.1994.25575	0:00:49.77	11	0:01:13.03	133	0:01:12.56	38	0:03:15.36	74		<b>0:03:15.36</b>	+0:00:15.19
75	85	<b>HALE Ant</b> Nukeproof SRAM Factory Racing	 GBR.1994.35957	0:00:53.63	80	0:01:09.00	83	0:01:12.92	53	0:03:15.55	75		<b>0:03:15.55</b>	+0:00:15.38
76	108	<b>HARKER Jack</b>	 GBR.1998.33252	0:00:53.62	78	0:01:08.63	80	0:01:13.80	72	0:03:16.05	76		<b>0:03:16.05</b>	+0:00:15.88
77	20	<b>NICOLAI Florian</b> BH Enduro Racing Team	 FRA.1993.21749	0:00:52.48	58	0:01:09.42	87	0:01:14.33	82	0:03:16.23	77		<b>0:03:16.23</b>	+0:00:16.06
78	150	<b>LAMBERT Pierre</b> Hotlines Nukeproof Racing	 FRA.1999.36939	0:00:53.00	66	0:01:09.62	88	0:01:13.78	71	0:03:16.40	78		<b>0:03:16.40</b>	+0:00:16.23

## PRO STAGE RESULTS













Pos	Plate	Name Team	Nat EWS number	Sector 1	Pos	Sector 2	Pos	Sector 3	Pos	Stage	Pos	Penalties	Time	Gap
<b>MEN</b>														
79	74	<b>WILDHABER Gustav</b> Cube Action Team	 SUI.1988.21848	0:00:53.25	71	0:01:09.41	86	0:01:13.89	74	0:03:16.55	79		<b>0:03:16.55</b>	+0:00:16.38
80	135	<b>PROCHYRA Jordan</b>	 AUS.1994.21674	0:00:55.31	110	0:01:08.10	72	0:01:13.33	59	0:03:16.74	80		<b>0:03:16.74</b>	+0:00:16.57
81	4	<b>MIQUEL Kevin</b> Specialized Racing	 FRA.1991.21704	0:00:48.87	4	0:01:05.96	38	0:01:22.32	150	0:03:17.15	81		<b>0:03:17.15</b>	+0:00:16.98
82	69	<b>MACARTHUR Glenn</b>	 FRA.2000.22879	0:00:54.63	95	0:01:08.55	77	0:01:14.16	78	0:03:17.34	82		<b>0:03:17.34</b>	+0:00:17.17
83	124	<b>JENSEN Henrik</b>	 GBR.1998.25933	0:00:53.62	78	0:01:08.53	76	0:01:15.39	100	0:03:17.54	83		<b>0:03:17.54</b>	+0:00:17.37
84	93	<b>RYAN Fergus</b>	 GBR.1993.22458	0:00:54.33	89	0:01:08.62	79	0:01:14.68	87	0:03:17.63	84		<b>0:03:17.63</b>	+0:00:17.46
85	144	<b>JACKSON Ben</b>	 GBR.2001.28609	0:00:55.10	105	0:01:07.17	57	0:01:15.69	108	0:03:17.96	85		<b>0:03:17.96</b>	+0:00:17.79
86	22	<b>GALY Theo</b> Sunn French Connexion By Alpe D'Huez	 FRA.1990.21691	0:00:54.23	85	0:01:09.04	84	0:01:14.93	92	0:03:18.20	86		<b>0:03:18.20</b>	+0:00:18.03
86	80	<b>ESCUDIER Thomas</b>	 FRA.1991.21945	0:00:53.29	72	0:01:09.25	85	0:01:15.66	107	0:03:18.20	86		<b>0:03:18.20</b>	+0:00:18.03
88	81	<b>FRESQUET Axel</b> Tribe Pyrenees Gravity	 FRA.1998.23081	0:00:54.80	99	0:01:08.48	75	0:01:15.25	99	0:03:18.53	88		<b>0:03:18.53</b>	+0:00:18.36
89	75	<b>ROPELATO Mitch</b> Cannondale Enduro	 USA.1992.22734	0:00:53.52	75	0:01:11.15	110	0:01:13.89	74	0:03:18.56	89		<b>0:03:18.56</b>	+0:00:18.39















## PRO STAGE RESULTS

Pos	Plate	Name Team	Nat EWS number	Sector 1	Pos	Sector 2	Pos	Sector 3	Pos	Stage	Pos	Penalties	Time	Gap
<b>MEN</b>														
90	161	<b>JAMES Myles</b>	 GBR.1995.35092	0:00:54.95	103	0:01:09.63	89	0:01:14.61	86	0:03:19.19	90		<b>0:03:19.19</b>	+0:00:19.02
91	170	<b>HAMILTON Connor</b>	 NZL.1996.24882	0:00:54.78	98	0:01:10.97	104	0:01:13.73	70	0:03:19.48	91		<b>0:03:19.48</b>	+0:00:19.31
92	19	<b>VENDEMMIA Mirco</b> Cannondale Enduro	 ITA.1998.21871	0:00:53.81	83	0:01:11.30	113	0:01:14.70	88	0:03:19.81	92		<b>0:03:19.81</b>	+0:00:19.64
93	154	<b>DONALDSON Gary</b>	 IRL.1995.38688	0:00:54.32	87	0:01:10.68	98	0:01:15.09	97	0:03:20.09	93		<b>0:03:20.09</b>	+0:00:19.92
94	102	<b>LANDMARK Ola Javold</b>	 NOR.1999.25289	0:00:54.84	100	0:01:10.41	96	0:01:14.92	91	0:03:20.17	94		<b>0:03:20.17</b>	+0:00:20.00
95	130	<b>HARRIS Bradley</b> Theory Racing p/b ProBikeKit	 NZL.2001.27637	0:00:54.72	96	0:01:09.88	90	0:01:15.63	105	0:03:20.23	95		<b>0:03:20.23</b>	+0:00:20.06
96	143	<b>HURLEY Joshua</b>	 GBR.1995.27543	0:00:54.43	91	0:01:08.09	71	0:01:17.84	126	0:03:20.36	96		<b>0:03:20.36</b>	+0:00:20.19
97	164	<b>HAMMOND Chubbie</b>	 GBR.1996.37418	0:00:53.17	69	0:01:12.81	130	0:01:14.42	85	0:03:20.40	97		<b>0:03:20.40</b>	+0:00:20.23
98	79	<b>IENZER Emeric</b> Scott SR Suntour Enduro Team	 FRA.1999.31862	0:00:55.05	104	0:01:10.70	100	0:01:14.70	88	0:03:20.45	98		<b>0:03:20.45</b>	+0:00:20.28
99	156	<b>BRATSCHI Tim</b>	 SUI.1988.23005	0:00:55.16	107	0:01:10.98	105	0:01:14.32	81	0:03:20.46	99		<b>0:03:20.46</b>	+0:00:20.29
100	117	<b>BROWN Chris</b>	 IRL.1995.33325	0:00:54.77	97	0:01:10.23	92	0:01:15.64	106	0:03:20.64	100		<b>0:03:20.64</b>	+0:00:20.47

## PRO STAGE RESULTS

Pos	Plate	Name Team	Nat EWS number	Sector 1	Pos	Sector 2	Pos	Sector 3	Pos	Stage	Pos	Penalties	Time	Gap
<b>MEN</b>														
101	97	<b>DE VOCHT Bart</b>	 BEL.1992.23075	0:00:54.32	87	0:01:11.10	109	0:01:15.54	102	0:03:20.96	101		<b>0:03:20.96</b>	+0:00:20.79
102	89	<b>SEDLAK Max</b>	 USA.2000.22259	0:00:54.44	92	0:01:11.60	116	0:01:15.08	96	0:03:21.12	102		<b>0:03:21.12</b>	+0:00:20.95
103	146	<b>MORGAN Myles</b>	 USA.2001.24399	0:00:55.40	112	0:01:10.27	93	0:01:15.57	103	0:03:21.24	103		<b>0:03:21.24</b>	+0:00:21.07
104	155	<b>CAVAYE Andrew</b>	 AUS.1996.24678	0:00:56.34	127	0:01:09.92	91	0:01:15.02	94	0:03:21.28	104		<b>0:03:21.28</b>	+0:00:21.11
105	92	<b>JANSER Robin</b> Swiss Enduro Team by Giant	 SUI.2000.25837	0:00:55.32	111	0:01:10.33	94	0:01:16.21	113	0:03:21.86	105		<b>0:03:21.86</b>	+0:00:21.69
106	168	<b>FABRE Enzo</b>	 FRA.2001.35441	0:00:56.11	123	0:01:10.75	101	0:01:15.05	95	0:03:21.91	106		<b>0:03:21.91</b>	+0:00:21.74
107	121	<b>WOLFE Daniel</b> Polygon Factory Racing	 IRL.1988.22250	0:00:54.08	84	0:01:12.02	122	0:01:16.08	110	0:03:22.18	107		<b>0:03:22.18</b>	+0:00:22.01
108	142	<b>NEWELL Jake</b>	 AUS.1993.24612	0:00:56.93	131	0:01:10.55	97	0:01:15.01	93	0:03:22.49	108		<b>0:03:22.49</b>	+0:00:22.32
109	72	<b>HEBERT Ambroise</b>	 FRA.1993.21934	0:00:54.48	93	0:01:11.65	118	0:01:16.42	115	0:03:22.55	109		<b>0:03:22.55</b>	+0:00:22.38
110	147	<b>HEINIGER Nils</b>	 NZL.1999.25218	0:00:55.50	114	0:01:11.15	110	0:01:16.08	110	0:03:22.73	110		<b>0:03:22.73</b>	+0:00:22.56
111	112	<b>OMDAL Oskar</b>	 NOR.2000.32277	0:00:55.21	109	0:01:11.54	115	0:01:16.09	112	0:03:22.84	111		<b>0:03:22.84</b>	+0:00:22.67
112	151	<b>LAMBERT Louis</b> Hotlines Nukeproof Racing	 FRA.1999.37231	0:00:53.14	68	0:01:13.66	136	0:01:16.05	109	0:03:22.85	112		<b>0:03:22.85</b>	+0:00:22.68












## PRO STAGE RESULTS

Pos	Plate	Name Team	Nat EWS number	Sector 1	Pos	Sector 2	Pos	Sector 3	Pos	Stage	Pos	Penalties	Time	Gap
<b>MEN</b>														
113	159	<b>RYAN Cameron</b>	 AUS.1995.23609	0:00:56.73	130	0:01:10.98	105	0:01:15.62	104	0:03:23.33	113		<b>0:03:23.33</b>	+0:00:23.16
114	119	<b>SHIRLEY James</b>	 GBR.1989.22351	0:00:55.10	105	0:01:11.08	108	0:01:17.49	123	0:03:23.67	114		<b>0:03:23.67</b>	+0:00:23.50
115	114	<b>DEMUYLDER Jonas</b>	 BEL.1997.25196	0:00:56.28	124	0:01:11.02	107	0:01:16.52	116	0:03:23.82	115		<b>0:03:23.82</b>	+0:00:23.65
116	169	<b>GULLAND Morgan</b>	 GBR.1995.37228	0:00:55.40	112	0:01:12.21	125	0:01:16.29	114	0:03:23.90	116		<b>0:03:23.90</b>	+0:00:23.73
117	263	<b>ROSSI Saben</b>	 USA.1985.23371	0:00:54.92	102	0:01:12.06	123	0:01:17.15	121	0:03:24.13	117		<b>0:03:24.13</b>	+0:00:23.96
118	107	<b>COULTHARD Aidan</b>	 GBR.1996.33292	0:00:54.91	101	0:01:10.69	99	0:01:18.57	135	0:03:24.17	118		<b>0:03:24.17</b>	+0:00:24.00
119	83	<b>RONZON Erwin</b>	 ITA.1997.21868	0:00:55.93	119	0:01:10.80	102	0:01:17.89	127	0:03:24.62	119		<b>0:03:24.62</b>	+0:00:24.45
120	148	<b>ENNIS Ross</b>	 IRL.2001.25954	0:00:58.69	145	0:01:10.93	103	0:01:15.13	98	0:03:24.75	120		<b>0:03:24.75</b>	+0:00:24.58
120	140	<b>WALSH Sam</b>	 AUS.2000.24527	0:00:56.00	121	0:01:11.29	112	0:01:17.46	122	0:03:24.75	120		<b>0:03:24.75</b>	+0:00:24.58
122	82	<b>ARNAUD Quentin</b>	 FRA.1994.22628	0:00:53.72	81	0:01:12.88	131	0:01:18.22	131	0:03:24.82	122		<b>0:03:24.82</b>	+0:00:24.65
123	133	<b>KAHN David</b>	 USA.2000.23224	0:00:56.47	128	0:01:11.87	121	0:01:17.06	120	0:03:25.40	123		<b>0:03:25.40</b>	+0:00:25.23
124	110	<b>MOYNIHAN Liam</b>	 GBR.1991.21835	0:00:55.20	108	0:01:11.62	117	0:01:18.63	136	0:03:25.45	124		<b>0:03:25.45</b>	+0:00:25.28





## PRO STAGE RESULTS

Pos	Plate	Name Team	Nat EWS number	Sector 1	Pos	Sector 2	Pos	Sector 3	Pos	Stage	Pos	Penalties	Time	Gap
<b>MEN</b>														
125	111	SCHWENK Robert	 GER.1994.23041	0:00:55.95	120	0:01:11.72	120	0:01:18.05	129	0:03:25.72	125		<b>0:03:25.72</b>	+0:00:25.55
126	126	BARICH Leopold RDN Racing	 GER.1998.22342	0:00:57.25	133	0:01:12.60	129	0:01:16.70	117	0:03:26.55	126		<b>0:03:26.55</b>	+0:00:26.38
127	122	LOEFFLER Christian	 GER.1993.23169	0:00:56.08	122	0:01:12.30	126	0:01:18.50	133	0:03:26.88	127		<b>0:03:26.88</b>	+0:00:26.71
128	115	LUPATO Denny	 ITA.1992.22852	0:00:55.73	115	0:01:12.40	127	0:01:18.88	138	0:03:27.01	128		<b>0:03:27.01</b>	+0:00:26.84
129	132	BERRY Matthew	 NZL.2000.23138	0:00:56.72	129	0:01:12.43	128	0:01:17.92	128	0:03:27.07	129		<b>0:03:27.07</b>	+0:00:26.90
130	103	DERKUM Christian RAAW // Levelnine Gravity	 GER.1991.23043	0:00:57.42	134	0:01:13.35	134	0:01:16.71	118	0:03:27.48	130		<b>0:03:27.48</b>	+0:00:27.31
131	98	SWANBECK Daniel	 SWE.1990.32435	0:01:01.52	151	0:01:11.48	114	0:01:15.40	101	0:03:28.40	131		<b>0:03:28.40</b>	+0:00:28.23
132	128	BAILLIF Florent	 SUI.1998.32580	0:00:58.60	142	0:01:12.97	132	0:01:16.93	119	0:03:28.50	132		<b>0:03:28.50</b>	+0:00:28.33
133	158	MAGGS David	 AUS.1996.23408	0:00:57.50	136	0:01:13.71	137	0:01:17.55	125	0:03:28.76	133		<b>0:03:28.76</b>	+0:00:28.59
134	134	WALCH Lucas	 NZL.1996.23524	0:00:55.83	116	0:01:14.67	140	0:01:18.50	133	0:03:29.00	134		<b>0:03:29.00</b>	+0:00:28.83
135	136	NICHOLSON Titus	 USA.2000.35168	0:00:55.91	118	0:01:14.87	142	0:01:18.24	132	0:03:29.02	135		<b>0:03:29.02</b>	+0:00:28.85
136	95	TOOKE Jacob	 CAN.1999.22078	0:00:55.85	117	0:01:10.33	94	0:01:22.89	151	0:03:29.07	136		<b>0:03:29.07</b>	+0:00:28.90

## PRO STAGE RESULTS

Pos	Plate	Name Team	Nat EWS number	Sector 1	Pos	Sector 2	Pos	Sector 3	Pos	Stage	Pos	Penalties	Time	Gap
<b>MEN</b>														
137	157	<b>OLSEN Eric</b>	 USA.1999.25103	0:00:57.18	132	0:01:14.65	139	0:01:17.54	124	0:03:29.37	137		<b>0:03:29.37</b>	+0:00:29.20
138	153	<b>ADAMI Maxim</b>	 CZE.2001.22512	0:00:57.85	138	0:01:12.09	124	0:01:19.79	141	0:03:29.73	138		<b>0:03:29.73</b>	+0:00:29.56
139	116	<b>VOTH Laurin</b> Propain Factory Enduro	 GER.2000.25451	0:00:56.30	125	0:01:15.83	148	0:01:18.19	130	0:03:30.32	139		<b>0:03:30.32</b>	+0:00:30.15
140	100	<b>MIHALKOVITS Peter</b>	 AUT.1993.23608	0:00:58.10	139	0:01:13.36	135	0:01:20.07	142	0:03:31.53	140		<b>0:03:31.53</b>	+0:00:31.36
141	152	<b>SACCON Matteo</b> Abetone FullOut Gravity	 ITA.2000.21866	0:00:57.45	135	0:01:15.36	145	0:01:20.18	144	0:03:32.99	141		<b>0:03:32.99</b>	+0:00:32.82
142	167	<b>CASAL VALLS Guillem</b>	 AND.1995.22127	0:00:58.88	147	0:01:15.67	146	0:01:18.82	137	0:03:33.37	142		<b>0:03:33.37</b>	+0:00:33.20
143	173	<b>BROWNLIE Sam</b>	 AUS.1992.25324	0:00:58.62	144	0:01:15.12	143	0:01:19.75	140	0:03:33.49	143		<b>0:03:33.49</b>	+0:00:33.32
144	175	<b>JONSSON Sharjah</b>	 RSA.1999.22749	0:00:58.51	141	0:01:15.72	147	0:01:19.43	139	0:03:33.66	144		<b>0:03:33.66</b>	+0:00:33.49
145	165	<b>VAN ROY Nicolas</b>	 BEL.1994.35747	0:00:57.60	137	0:01:15.92	150	0:01:20.40	148	0:03:33.92	145		<b>0:03:33.92</b>	+0:00:33.75
146	162	<b>IRWIN Ben</b>	 GBR.1994.37610	0:00:58.60	142	0:01:15.35	144	0:01:20.07	142	0:03:34.02	146		<b>0:03:34.02</b>	+0:00:33.85
147	104	<b>DIEU Antonio</b>	 FRA.1989.26701	0:00:58.10	139	0:01:16.70	152	0:01:20.29	146	0:03:35.09	148		<b>0:03:35.09</b>	+0:00:34.92
148	174	<b>WOLOSZYN Aidan</b>	 USA.2001.33100	0:00:58.70	146	0:01:16.63	151	0:01:20.19	145	0:03:35.52	149		<b>0:03:35.52</b>	+0:00:35.35

## PRO STAGE RESULTS













Pos	Plate	Name Team	Nat EWS number	Sector 1	Pos	Sector 2	Pos	Sector 3	Pos	Stage	Pos	Penalties	Time	Gap	
<b>MEN</b>															
149	5	<b>BORGES Jose</b> Canyon Collective	 POR.1990.21669	0:01:18.03	153	0:01:05.97	39	0:01:12.61	43	0:03:36.61	150		<b>0:03:36.61</b>	+0:00:36.44	
150	91	<b>LUPATO Alex</b>	 ITA.1989.22851	0:01:00.46	150	0:01:15.89	149	0:01:22.04	149	0:03:38.39	151		<b>0:03:38.39</b>	+0:00:38.22	
151	109	<b>OPPLIGER Timothee</b>	 SUI.1992.21701	0:01:00.06	149	0:01:14.14	138	0:01:29.88	153	0:03:44.08	152		<b>0:03:44.08</b>	+0:00:43.91	
152	172	<b>BARTON Oliver</b>	 GBR.1990.33513	0:01:04.40	152	0:01:26.00	153	0:01:28.82	152	0:03:59.22	153		<b>0:03:59.22</b>	+0:00:59.05	
153	166	<b>GONDOUIN Antoine</b>	 FRA.1997.27800	0:00:59.30	148	0:01:14.68	141	0:01:20.38	147	0:03:34.36	147	0:01:00.00	<b>0:04:34.36</b>	+0:01:34.19	
154	71	<b>MYSIK Milan</b>	 CZE.1993.22051	0:01:36.13	154	0:14:44.68	154	0:01:38.57	154	0:17:59.38	154		<b>0:17:59.38</b>	+0:14:59.21	
<b>MEN   Master 35+</b>															
1	286	<b>AUSTERMUHLE Ian</b>	 GBR.1980.21590	0:00:55.59	6	<u>0:01:08.26</u>	1	0:01:15.62	2	<u>0:03:19.47</u>	1		<b>0:03:19.47</b>		
2	273	<b>FORREST Gary</b>	 GBR.1986.52315	0:00:55.38	4	0:01:09.22	2	0:01:15.91	3	0:03:20.51	2		<b>0:03:20.51</b>	+0:00:01.04	
3	288	<b>WEIDEMANN Mads</b>	 DEN.1982.33629	0:00:53.85	2	0:01:10.71	3	0:01:16.31	4	0:03:20.87	3		<b>0:03:20.87</b>	+0:00:01.40	
4	270	<b>HUGHES James</b>	 GBR.1979.25577	0:00:55.40	5	0:01:11.10	4	<u>0:01:15.43</u>	1	0:03:21.93	4		<b>0:03:21.93</b>	+0:00:02.46	
5	285	<b>ROBINSON Sean</b>	 GBR.1983.22012	<u>0:00:53.68</u>	1	0:01:11.85	6	0:01:18.23	8	0:03:23.76	5		<b>0:03:23.76</b>	+0:00:04.29	














# EWS Tweed Valley

Innerleithen, Scotland  
04 & 05 June 2022

## PRO STAGE RESULTS

Pos	Plate	Name Team	Nat EWS number	Sector 1	Pos	Sector 2	Pos	Sector 3	Pos	Stage	Pos	Penalties	Time	Gap
<b>MEN   Master 35+</b>														
6	290	<b>BROOKES Martyn</b>	 GBR.1987.23008	0:00:55.85	8	0:01:12.20	7	0:01:16.34	5	0:03:24.39	6		<b>0:03:24.39</b>	+0:00:04.92
7	287	<b>FARRER Dan</b>	 GBR.1982.25481	0:00:55.03	3	0:01:11.80	5	0:01:17.68	7	0:03:24.51	7		<b>0:03:24.51</b>	+0:00:05.04
8	292	<b>AMOUR Karim</b> BH Enduro Racing Team	 FRA.1975.21696	0:00:57.85	11	0:01:13.03	8	0:01:16.93	6	0:03:27.81	8		<b>0:03:27.81</b>	+0:00:08.34
9	284	<b>WRIGHT Mat</b>	 GBR.1980.35435	0:00:55.59	6	0:01:13.63	9	0:01:18.71	9	0:03:27.93	9		<b>0:03:27.93</b>	+0:00:08.46
10	274	<b>JOHNSEN Espen</b>	 NOR.1980.22840	0:00:56.89	9	0:01:14.34	10	0:01:19.63	10	0:03:30.86	10		<b>0:03:30.86</b>	+0:00:11.39
11	266	<b>LAUDER Bradley</b>	 NZL.1985.27531	0:00:57.10	10	0:01:14.77	11	0:01:20.37	11	0:03:32.24	11		<b>0:03:32.24</b>	+0:00:12.77
12	289	<b>SCOTT Darren</b>	 GBR.1971.22334	0:00:59.07	13	0:01:15.43	12	0:01:21.35	13	0:03:35.85	12		<b>0:03:35.85</b>	+0:00:16.38
13	300	<b>CARREZ Cedric</b> Lapierre Zipp Collective	 FRA.1978.23588	0:01:00.30	16	0:01:18.53	18	0:01:20.50	12	0:03:39.33	13		<b>0:03:39.33</b>	+0:00:19.86
14	282	<b>LITTLE Liam</b>	 GBR.1985.21621	0:01:00.40	17	0:01:16.98	14	0:01:22.62	14	0:03:40.00	14		<b>0:03:40.00</b>	+0:00:20.53
15	265	<b>STEWART Neil</b>	 GBR.1984.36919	0:01:00.77	18	0:01:16.48	13	0:01:24.17	19	0:03:41.42	15		<b>0:03:41.42</b>	+0:00:21.95
16	283	<b>BRIEN Glyn O</b>	 IRL.1977.22983	0:01:00.15	15	0:01:18.23	16	0:01:23.12	15	0:03:41.50	16		<b>0:03:41.50</b>	+0:00:22.03
17	272	<b>MORO Thomas</b>	 GBR.1985.37891	0:00:58.33	12	0:01:18.35	17	0:01:25.83	22	0:03:42.51	17		<b>0:03:42.51</b>	+0:00:23.04

## PRO STAGE RESULTS

Pos	Plate	Name Team	Nat EWS number	Sector 1	Pos	Sector 2	Pos	Sector 3	Pos	Stage	Pos	Penalties	Time	Gap
<b>MEN   Master 35+</b>														
18	264	<b>LOCHHEAD Andrew</b>	 GBR.1984.25456	0:01:00.08	14	0:01:18.63	19	0:01:23.82	18	0:03:42.53	18		<b>0:03:42.53</b>	+0:00:23.06
19	281	<b>CIZINSKY Milan</b>	 CZE.1974.22018	0:01:02.08	20	0:01:17.79	15	0:01:23.58	17	0:03:43.45	19		<b>0:03:43.45</b>	+0:00:23.98
20	278	<b>BERNARD Guillaume</b>	 FRA.1983.22861	0:01:02.11	21	0:01:20.22	22	0:01:23.35	16	0:03:45.68	20		<b>0:03:45.68</b>	+0:00:26.21
21	280	<b>WARD Joe</b>	 IRL.1971.22541	0:01:04.26	25	0:01:18.91	20	0:01:24.37	20	0:03:47.54	21		<b>0:03:47.54</b>	+0:00:28.07
22	268	<b>LAWWILL Joe</b>	 USA.1970.24749	0:01:03.15	23	0:01:19.68	21	0:01:25.10	21	0:03:47.93	22		<b>0:03:47.93</b>	+0:00:28.46
23	271	<b>MCNEIL John</b>	 GBR.1969.21394	0:01:02.63	22	0:01:21.47	23	0:01:26.76	25	0:03:50.86	23		<b>0:03:50.86</b>	+0:00:31.39
24	267	<b>BLACKMORE Chris</b>	 GBR.1975.35374	0:01:06.90	30	0:01:21.63	24	0:01:26.06	23	0:03:54.59	24		<b>0:03:54.59</b>	+0:00:35.12
25	279	<b>CALVEZ Mathieu</b> Hotlines Nukeproof Racing	 FRA.1986.22152	0:01:05.30	28	0:01:23.08	27	0:01:26.25	24	0:03:54.63	25		<b>0:03:54.63</b>	+0:00:35.16
26	276	<b>KARB Ingo</b>	 GER.1973.27505	0:01:04.36	27	0:01:23.77	28	0:01:27.01	26	0:03:55.14	26		<b>0:03:55.14</b>	+0:00:35.67
27	260	<b>EICHINGER Christoph</b>	 GER.1980.39926	0:01:04.33	26	0:01:22.10	25	0:01:30.27	29	0:03:56.70	27		<b>0:03:56.70</b>	+0:00:37.23
28	262	<b>NABLO Brooks</b>	 USA.1983.40195	0:01:03.15	23	0:01:26.18	31	0:01:27.54	27	0:03:56.87	28		<b>0:03:56.87</b>	+0:00:37.40













## PRO STAGE RESULTS

Pos	Plate	Name Team	Nat EWS number	Sector 1	Pos	Sector 2	Pos	Sector 3	Pos	Stage	Pos	Penalties	Time	Gap
<b>MEN   Master 35+</b>														
29	259	<b>BERG FRIDTJOFSSON</b> Helgi	 ISL.1979.26131	0:01:01.76	19	0:01:22.59	26	0:01:33.10	31	0:03:57.45	29		<b>0:03:57.45</b>	+0:00:37.98
30	261	<b>ALCISTO Patrick</b>	 USA.1981.38277	0:01:06.92	31	0:01:25.48	30	0:01:30.70	30	0:04:03.10	30		<b>0:04:03.10</b>	+0:00:43.63
31	275	<b>PAJMA Martin</b>	 CZE.1977.22282	0:01:07.82	33	0:01:26.63	32	0:01:30.19	28	0:04:04.64	31		<b>0:04:04.64</b>	+0:00:45.17
32	269	<b>JONES Sion</b>	 GBR.1976.23430	0:01:06.32	29	0:01:24.25	29	0:01:36.87	33	0:04:07.44	32		<b>0:04:07.44</b>	+0:00:47.97
33	258	<b>GRUBER Markus</b>	 AUT.1984.22503	0:01:10.95	35	0:01:26.64	33	0:01:36.86	32	0:04:14.45	33		<b>0:04:14.45</b>	+0:00:54.98
34	257	<b>CALAM Jeff</b>	 GBR.1978.22741	0:01:10.53	34	0:01:31.92	36	0:01:39.87	34	0:04:22.32	34		<b>0:04:22.32</b>	+0:01:02.85
35	277	<b>DAUMAS Eric</b>	 FRA.1968.22075	0:01:07.66	32	0:01:27.47	34	0:01:48.30	36	0:04:23.43	35		<b>0:04:23.43</b>	+0:01:03.96
36	256	<b>HUGHES David</b>	 IRL.1971.21814	0:01:11.22	36	0:01:30.85	35	0:01:41.52	35	0:04:23.59	36		<b>0:04:23.59</b>	+0:01:04.12
<b>MEN   Under 21</b>														
1	255	<b>MEIER-SMITH Luke</b> Propain Factory Enduro	 AUS.2002.25147	<u>0:00:49.89</u>	1	<u>0:01:02.86</u>	1	<u>0:01:09.14</u>	1	<u>0:03:01.89</u>	1		<b>0:03:01.89</b>	
2	244	<b>MEIER SMITH Remy</b> Propain Factory Enduro	 AUS.2004.40508	0:00:51.27	7	0:01:05.41	4	0:01:11.66	3	0:03:08.34	2		<b>0:03:08.34</b>	+0:00:06.45
3	241	<b>BRODIE William</b>	 GBR.2004.37689	0:00:52.45	10	0:01:04.18	3	0:01:11.89	4	0:03:08.52	3		<b>0:03:08.52</b>	+0:00:06.63









## PRO STAGE RESULTS

Pos	Plate	Name Team	Nat EWS number	Sector 1	Pos	Sector 2	Pos	Sector 3	Pos	Stage	Pos	Penalties	Time	Gap
<b>MEN   Under 21</b>														
4	226	GILCHRIST Ryan	 AUS.2002.36859	0:00:51.01	4	0:01:07.02	7	0:01:10.78	2	0:03:08.81	4		<b>0:03:08.81</b>	+0:00:06.92
5	242	SHERLOCK Seth	 CAN.2002.40432	0:00:50.85	3	0:01:03.43	2	0:01:16.62	28	0:03:10.90	5		<b>0:03:10.90</b>	+0:00:09.01
6	238	SCHEELE William	 NOR.2003.33415	0:00:51.07	6	0:01:06.75	6	0:01:13.15	7	0:03:10.97	6		<b>0:03:10.97</b>	+0:00:09.08
7	246	RANDELL Jayden	 GBR.2003.27895	0:00:50.67	2	0:01:07.16	8	0:01:14.57	14	0:03:12.40	7		<b>0:03:12.40</b>	+0:00:10.51
8	220	BROWN Lewis	 GBR.2002.37821	0:00:53.12	17	0:01:06.73	5	0:01:12.64	5	0:03:12.49	8		<b>0:03:12.49</b>	+0:00:10.60
9	250	HANCOCK Emmett	 CAN.2002.37051	0:00:52.66	13	0:01:08.57	12	0:01:13.80	10	0:03:15.03	9		<b>0:03:15.03</b>	+0:00:13.14
10	252	PIERCY Jack Commencal Les Orres Team	 GBR.2004.36927	0:00:52.94	16	0:01:09.15	16	0:01:13.06	6	0:03:15.15	10		<b>0:03:15.15</b>	+0:00:13.26
11	234	LESQUIR Tom Hotlines Nukeproof Racing	 FRA.2003.36215	0:00:52.63	12	0:01:09.93	19	0:01:13.44	9	0:03:16.00	11		<b>0:03:16.00</b>	+0:00:14.11
12	223	HARROP Zack	 GBR.2003.30354	0:00:52.66	13	0:01:08.77	14	0:01:14.59	15	0:03:16.02	12		<b>0:03:16.02</b>	+0:00:14.13
13	216	JOHNSTON Guy	 NZL.2003.50550	0:00:53.22	18	0:01:09.41	17	0:01:14.33	12	0:03:16.96	13		<b>0:03:16.96</b>	+0:00:15.07
14	219	FAIRBROTHER Matthew	 NZL.2004.35439	0:00:52.72	15	0:01:08.72	13	0:01:15.64	22	0:03:17.08	14		<b>0:03:17.08</b>	+0:00:15.19
15	222	WHITE Ronan	 GBR.2002.36972	0:00:54.77	24	0:01:07.46	9	0:01:15.21	17	0:03:17.44	15		<b>0:03:17.44</b>	+0:00:15.55

## PRO STAGE RESULTS







Pos	Plate	Name Team	Nat EWS number	Sector 1	Pos	Sector 2	Pos	Sector 3	Pos	Stage	Pos	Penalties	Time	Gap
<b>MEN   Under 21</b>														
16	225	<b>CREWTHER Matt</b>	 GBR.2002.31956	0:00:52.23	9	0:01:09.62	18	0:01:15.64	22	0:03:17.49	16		<b>0:03:17.49</b>	+0:00:15.60
17	233	<b>PEREZ Enzo</b> Tribe Pyrenees Gravity	 FRA.2004.38362	0:00:56.15	31	0:01:08.38	11	0:01:13.41	8	0:03:17.94	17		<b>0:03:17.94</b>	+0:00:16.05
18	232	<b>KAUX Marin</b> Tribe Pyrenees Gravity	 FRA.2002.30383	0:00:54.68	22	0:01:10.97	25	0:01:14.03	11	0:03:19.68	18		<b>0:03:19.68</b>	+0:00:17.79
19	249	<b>VERNHET Axel</b>	 FRA.2002.34183	0:00:54.08	19	0:01:10.05	21	0:01:15.57	20	0:03:19.70	19		<b>0:03:19.70</b>	+0:00:17.81
20	251	<b>BERTINI Lisandru</b> Lapierre Zipp Collective	 FRA.2004.36198	0:00:54.27	20	0:01:10.65	24	0:01:15.38	19	0:03:20.30	20		<b>0:03:20.30</b>	+0:00:18.41
21	235	<b>HEINE Geraud</b>	 BEL.2004.25833	0:00:54.83	25	0:01:10.32	23	0:01:15.18	16	0:03:20.33	21		<b>0:03:20.33</b>	+0:00:18.44
22	243	<b>REIS Nuno</b>	 POR.2003.36760	0:00:56.08	30	0:01:09.97	20	0:01:15.31	18	0:03:21.36	22		<b>0:03:21.36</b>	+0:00:19.47
23	215	<b>WAYMAN Alex</b>	 NZL.2004.35117	0:00:56.45	33	0:01:11.31	27	0:01:15.62	21	0:03:23.38	23		<b>0:03:23.38</b>	+0:00:21.49
24	236	<b>FOURCADE Luca</b> Tribe Pyrenees Gravity	 FRA.2003.35944	0:00:56.30	32	0:01:11.28	26	0:01:16.17	26	0:03:23.75	24		<b>0:03:23.75</b>	+0:00:21.86
25	217	<b>HUTMAN Omer</b>	 ISR.2004.40015	0:00:54.75	23	0:01:13.21	30	0:01:16.08	25	0:03:24.04	25		<b>0:03:24.04</b>	+0:00:22.15
26	227	<b>ESCHLER Lasse</b>	 GER.2005.37539	0:00:55.78	28	0:01:12.82	28	0:01:16.61	27	0:03:25.21	26		<b>0:03:25.21</b>	+0:00:23.32
27	231	<b>FUCHS Peter</b>	 GER.2002.33379	0:00:55.61	26	0:01:14.14	35	0:01:17.66	33	0:03:27.41	27		<b>0:03:27.41</b>	+0:00:25.52

## PRO STAGE RESULTS

Pos	Plate	Name Team	Nat EWS number	Sector 1	Pos	Sector 2	Pos	Sector 3	Pos	Stage	Pos	Penalties	Time	Gap
<b>MEN   Under 21</b>														
28	221	<b>CLEMENT Liam</b>	 GBR.2004.37661	0:01:01.96	44	0:01:08.84	15	0:01:17.19	29	0:03:27.99	28		<b>0:03:27.99</b>	+0:00:26.10
29	228	<b>BUENGEN Lars Henrik</b> Swiss Enduro Team by Giant	 SUI.2005.27225	0:00:57.01	34	0:01:14.00	34	0:01:17.27	30	0:03:28.28	29		<b>0:03:28.28</b>	+0:00:26.39
30	210	<b>JONSON Noa</b>	 SWE.2003.37674	0:00:55.73	27	0:01:14.95	37	0:01:17.87	34	0:03:28.55	30		<b>0:03:28.55</b>	+0:00:26.66
31	230	<b>GOWEIL Jonas</b> Cube Action Team	 AUT.2002.36734	0:00:57.38	37	0:01:12.89	29	0:01:18.42	35	0:03:28.69	31		<b>0:03:28.69</b>	+0:00:26.80
32	224	<b>WILSON Ben</b>	 IRL.2002.36239	0:00:54.40	21	0:01:17.50	41	0:01:17.57	32	0:03:29.47	32		<b>0:03:29.47</b>	+0:00:27.58
33	213	<b>WICKLUND Jackson</b>	 USA.2005.39414	0:00:59.81	41	0:01:13.80	31	0:01:15.95	24	0:03:29.56	33		<b>0:03:29.56</b>	+0:00:27.67
34	218	<b>SHPANOF Elad</b>	 ISR.2005.40398	0:00:55.99	29	0:01:15.33	39	0:01:18.68	36	0:03:30.00	34		<b>0:03:30.00</b>	+0:00:28.11
35	248	<b>HELLY Johnathan</b>	 CAN.2003.27147	0:00:52.05	8	0:01:10.18	22	0:01:28.17	43	0:03:30.40	35		<b>0:03:30.40</b>	+0:00:28.51
36	212	<b>FORBES Lachie</b>	 AUS.2003.36655	0:00:58.95	39	0:01:13.98	33	0:01:17.51	31	0:03:30.44	36		<b>0:03:30.44</b>	+0:00:28.55
37	229	<b>SCHLEICHER Valentin</b> RDN Racing	 GER.2002.26946	0:00:57.20	36	0:01:15.27	38	0:01:19.91	39	0:03:32.38	37		<b>0:03:32.38</b>	+0:00:30.49
38	312	<b>ROUKENS Alexis</b>	 BEL.2002.36129	0:00:57.16	35	0:01:15.87	40	0:01:20.22	40	0:03:33.25	38		<b>0:03:33.25</b>	+0:00:31.36
39	209	<b>GREEN Lachlan</b>	 AUS.2002.36954	0:01:00.29	42	0:01:14.81	36	0:01:18.68	36	0:03:33.78	39		<b>0:03:33.78</b>	+0:00:31.89















## PRO STAGE RESULTS

Pos	Plate	Name Team	Nat EWS number	Sector 1	Pos	Sector 2	Pos	Sector 3	Pos	Stage	Pos	Penalties	Time	Gap	
<b>MEN   Under 21</b>															
40	240	<b>SNOW Jakob</b>	 USA.2003.24674	0:00:59.35	40	0:01:18.61	42	0:01:19.60	38	0:03:37.56	40		<b>0:03:37.56</b>	+0:00:35.67	
41	214	<b>BARTLETT Jamie</b>	 NZL.2002.29529	0:00:57.74	38	0:01:13.90	32	0:01:26.20	42	0:03:37.84	41		<b>0:03:37.84</b>	+0:00:35.95	
42	237	<b>COPE Daniel</b>	 GBR.2003.36534	0:00:52.55	11	0:01:08.03	10	0:01:37.33	44	0:03:37.91	42		<b>0:03:37.91</b>	+0:00:36.02	
43	208	<b>JOHNSSON Olle</b>	 SWE.2004.39449	0:01:01.08	43	0:01:19.65	43	0:01:24.35	41	0:03:45.08	43		<b>0:03:45.08</b>	+0:00:43.19	
44	253	<b>RYYNANEN Tarmo</b>	 FIN.2002.31950	0:00:51.02	5	0:01:59.15	44	0:01:14.48	13	0:04:04.65	44		<b>0:04:04.65</b>	+0:01:02.76	
<b>WOMEN</b>															
1	3	<b>COURDURIER Isabeau</b> Lapierre Zipp Collective	 FRA.1994.21731	0:00:56.63	2	0:01:10.72	2	<u>0:01:18.06</u>	1	<u>0:03:25.41</u>	1		<b>0:03:25.41</b>		
2	8	<b>CONOLLY Ella</b> Cannondale Enduro	 GBR.1998.21859	0:00:57.57	3	<u>0:01:10.10</u>	1	0:01:18.41	2	0:03:26.08	2		<b>0:03:26.08</b>	+0:00:00.67	
3	7	<b>BARAONA Rebecca</b> Yeti / Fox Factory Team	 GBR.1993.21715	<u>0:00:56.44</u>	1	0:01:12.03	3	0:01:18.96	3	0:03:27.43	3		<b>0:03:27.43</b>	+0:00:02.02	
4	4	<b>HARDEN Harriet</b> Trek Factory Racing	 GBR.2001.22819	0:00:58.59	7	0:01:13.75	4	0:01:19.29	4	0:03:31.63	4		<b>0:03:31.63</b>	+0:00:06.22	
5	177	<b>STONE Jessica</b>	 GBR.1990.32154	0:00:57.65	4	0:01:13.83	5	0:01:20.59	11	0:03:32.07	5		<b>0:03:32.07</b>	+0:00:06.66	
6	34	<b>LANTHIER NADEAU Andreane</b> Rocky Mountain Race Face	 CAN.1993.21609	0:00:58.60	8	0:01:14.37	7	0:01:19.39	6	0:03:32.36	6		<b>0:03:32.36</b>	+0:00:06.95	












## PRO STAGE RESULTS

Pos	Plate	Name Team	Nat EWS number	Sector 1	Pos	Sector 2	Pos	Sector 3	Pos	Stage	Pos	Penalties	Time	Gap
<b>WOMEN</b>														
7	2	<b>CHARRE Morgane</b> Pivot Factory Racing	 FRA.1990.21958	0:00:59.52	12	0:01:14.20	6	0:01:19.97	8	0:03:33.69	7		<b>0:03:33.69</b>	+0:00:08.28
8	10	<b>RICHTER Raphaela</b> Ibis Enduro Team	 GER.1997.25746	0:00:58.75	10	0:01:16.27	15	0:01:19.55	7	0:03:34.57	8		<b>0:03:34.57</b>	+0:00:09.16
9	44	<b>SCARSI Gloria</b> Canyon CLLTV Dainese	 ITA.2000.36425	0:00:58.63	9	0:01:17.13	18	0:01:19.36	5	0:03:35.12	9		<b>0:03:35.12</b>	+0:00:09.71
10	6	<b>CHARLES Estelle</b> Specialized Racing	 FRA.1997.22205	0:00:59.03	11	0:01:15.75	13	0:01:20.36	9	0:03:35.14	10		<b>0:03:35.14</b>	+0:00:09.73
11	1	<b>PUGIN Melanie</b> BH Enduro Racing Team	 FRA.1990.21693	0:00:58.33	6	0:01:15.20	11	0:01:22.54	13	0:03:36.07	11		<b>0:03:36.07</b>	+0:00:10.66
12	33	<b>MORRISON Rae</b> Liv Racing	 NZL.1989.21630	0:00:58.20	5	0:01:14.61	9	0:01:23.76	17	0:03:36.57	12		<b>0:03:36.57</b>	+0:00:11.16
13	183	<b>HENDERSON Polly</b>	 GBR.2001.22368	0:01:00.72	13	0:01:14.43	8	0:01:22.66	14	0:03:37.81	13		<b>0:03:37.81</b>	+0:00:12.40
14	43	<b>FERGUSON Louise</b> Nukeproof SRAM Factory Racing	 GBR.1996.22180	0:01:02.18	18	0:01:15.17	10	0:01:20.54	10	0:03:37.89	14		<b>0:03:37.89</b>	+0:00:12.48
15	36	<b>COOK Becky</b>	 GBR.1986.21664	0:01:00.83	14	0:01:17.25	19	0:01:22.33	12	0:03:40.41	15		<b>0:03:40.41</b>	+0:00:15.00
16	38	<b>DUVERT Julie</b> Theory Racing p/b ProBikeKit	 FRA.1996.21719	0:01:01.07	16	0:01:15.66	12	0:01:24.29	18	0:03:41.02	16		<b>0:03:41.02</b>	+0:00:15.61
17	176	<b>TAYLOR Chloe</b>	 GBR.1998.23462	0:01:00.85	15	0:01:16.60	16	0:01:23.71	16	0:03:41.16	17		<b>0:03:41.16</b>	+0:00:15.75

## PRO STAGE RESULTS

Pos	Plate	Name Team	Nat EWS number	Sector 1	Pos	Sector 2	Pos	Sector 3	Pos	Stage	Pos	Penalties	Time	Gap
<b>WOMEN</b>														
18	41	<b>BAUMANN Lisa</b> Commencal Les Orres Team	 SUI.2001.37332	0:01:02.82	20	0:01:17.61	20	0:01:23.41	15	0:03:43.84	18		<b>0:03:43.84</b>	+0:00:18.43
19	35	<b>MILLER Miranda</b> CAN.1990.21687	 CAN.1990.21687	0:01:01.98	17	0:01:18.37	21	0:01:24.68	21	0:03:45.03	19		<b>0:03:45.03</b>	+0:00:19.62
20	9	<b>WINTON Katy</b> GT Factory Racing	 GBR.1993.21730	0:01:03.65	21	0:01:16.93	17	0:01:25.37	23	0:03:45.95	20		<b>0:03:45.95</b>	+0:00:20.54
21	5	<b>KOREM Noga</b> GT Factory Racing	 ISR.1991.21660	0:01:02.59	19	0:01:15.81	14	0:01:27.75	27	0:03:46.15	21		<b>0:03:46.15</b>	+0:00:20.74
22	40	<b>SCHICK Lucy</b> Norco Factory Team	 CAN.2000.23447	0:01:04.92	22	0:01:21.15	25	0:01:26.60	25	0:03:52.67	23		<b>0:03:52.67</b>	+0:00:27.26
23	37	<b>JONNIER Morgane</b> Rossignol Factory Team	 FRA.1990.22559	0:01:06.45	29	0:01:20.93	23	0:01:26.03	24	0:03:53.41	24		<b>0:03:53.41</b>	+0:00:28.00
24	180	<b>ELLECOSTA Nadine</b> Abetone FullOut Gravity	 ITA.1999.25437	0:01:04.98	23	0:01:21.12	24	0:01:28.06	29	0:03:54.16	25		<b>0:03:54.16</b>	+0:00:28.75
25	182	<b>GILL Martha</b> GBR.1997.22469	 GBR.1997.22469	0:01:07.30	31	0:01:23.35	31	0:01:24.63	20	0:03:55.28	26		<b>0:03:55.28</b>	+0:00:29.87
26	179	<b>JOLIDON Sidonie</b> SUI.1987.31073	 SUI.1987.31073	0:01:06.22	28	0:01:21.67	26	0:01:27.49	26	0:03:55.38	27		<b>0:03:55.38</b>	+0:00:29.97
27	186	<b>REY Charlotte</b> Tribe Pyrenees Gravity	 FRA.2000.31025	0:01:05.15	26	0:01:22.60	29	0:01:29.60	33	0:03:57.35	28		<b>0:03:57.35</b>	+0:00:31.94
28	189	<b>ASHWOOD Emily</b> GBR.2000.38612	 GBR.2000.38612	0:01:05.07	25	0:01:21.98	28	0:01:31.28	34	0:03:58.33	29		<b>0:03:58.33</b>	+0:00:32.92
29	178	<b>PAGEAU Rachel</b> CAN.1995.21742	 CAN.1995.21742	0:01:05.55	27	0:01:25.28	34	0:01:28.79	30	0:03:59.62	30		<b>0:03:59.62</b>	+0:00:34.21

## PRO STAGE RESULTS

Pos	Plate	Name Team	Nat EWS number	Sector 1	Pos	Sector 2	Pos	Sector 3	Pos	Stage	Pos	Penalties	Time	Gap
<b>WOMEN</b>														
30	42	<b>STEINTHALER Hanna</b> Cube Action Team	 AUT.1997.40424	0:01:09.04	35	0:01:24.13	32	0:01:27.94	28	0:04:01.11	31		<b>0:04:01.11</b>	+0:00:35.70
31	188	<b>JOHNSEN Jonna</b>	 DEN.1992.27207	0:01:08.20	33	0:01:26.73	36	0:01:29.57	32	0:04:04.50	32		<b>0:04:04.50</b>	+0:00:39.09
32	181	<b>BATTISTA Laura</b>	 AUS.1988.22132	0:01:07.58	32	0:01:24.98	33	0:01:33.97	35	0:04:06.53	33		<b>0:04:06.53</b>	+0:00:41.12
33	185	<b>LONG Julia</b>	 CAN.1999.22029	0:01:08.22	34	0:01:31.30	39	0:01:29.14	31	0:04:08.66	34		<b>0:04:08.66</b>	+0:00:43.25
34	194	<b>DU TOIT Frances</b>	 RSA.1997.27399	0:01:06.84	30	0:01:22.90	30	0:01:40.38	38	0:04:10.12	35		<b>0:04:10.12</b>	+0:00:44.71
35	193	<b>MCKIRDY Angeline</b>	 CAN.1992.23461	0:01:13.07	36	0:01:26.30	35	0:01:38.71	37	0:04:18.08	36		<b>0:04:18.08</b>	+0:00:52.67
36	191	<b>GUNNER Rhiannon</b>	 GBR.2000.37015	0:01:19.42	38	0:01:30.58	38	0:01:36.45	36	0:04:26.45	37		<b>0:04:26.45</b>	+0:01:01.04
37	192	<b>MCKIVERIGAN Niamh</b>	 IRL.2001.52798	0:01:15.78	37	0:01:30.45	37	0:01:46.94	39	0:04:33.17	38		<b>0:04:33.17</b>	+0:01:07.76
38	190	<b>BRISBOURNE Corinna</b>	 GBR.1999.36853	0:01:47.45	39	0:01:21.85	27	0:01:24.95	22	0:04:34.25	39		<b>0:04:34.25</b>	+0:01:08.84
39	184	<b>DILLON Sian</b>	 GBR.1994.35457	0:01:05.05	24	0:01:20.70	22	0:01:24.53	19	0:03:50.28	22	0:01:00.00	<b>0:04:50.28</b>	+0:01:24.87
<b>WOMEN   Master 35+</b>														
1	206	<b>MOSELEY Tracy</b>	 GBR.1979.25886	<u>0:01:03.68</u>	1	<u>0:01:19.53</u>	1	<u>0:01:26.39</u>	1	<u>0:03:49.60</u>	1		<b>0:03:49.60</b>	

## PRO STAGE RESULTS

Pos	Plate	Name Team	Nat EWS number	Sector 1	Pos	Sector 2	Pos	Sector 3	Pos	Stage	Pos	Penalties	Time	Gap
<b>WOMEN   Master 35+</b>														
2	207	<b>PAULIN Louise Margareta</b> Ibis Enduro Team	 SWE.1978.21619	0:01:08.55	3	0:01:23.77	2	0:01:28.14	2	0:04:00.46	2		<b>0:04:00.46</b>	+0:00:10.86
3	205	<b>THOMSEN Sandra Bohn</b>	 DEN.1983.33584	0:01:03.95	2	0:01:30.05	3	0:01:46.71	5	0:04:20.71	3		<b>0:04:20.71</b>	+0:00:31.11
4	204	<b>NEWMAN Roslynn</b>	 GBR.1978.22261	0:01:15.36	5	0:01:34.09	4	0:01:38.73	3	0:04:28.18	4		<b>0:04:28.18</b>	+0:00:38.58
5	203	<b>FILBY Maxine</b>	 GBR.1980.36076	0:01:15.23	4	0:01:35.32	5	0:01:42.44	4	0:04:32.99	5		<b>0:04:32.99</b>	+0:00:43.39
6	201	<b>HART Catherine</b>	 GBR.1976.27215	0:01:16.35	6	0:01:40.08	6	0:01:48.24	6	0:04:44.67	6		<b>0:04:44.67</b>	+0:00:55.07
7	202	<b>CONTENTOANGELL Kristine</b>	 USA.1979.33608	0:01:17.67	7	0:01:49.90	7	0:02:04.72	7	0:05:12.29	7		<b>0:05:12.29</b>	+0:01:22.69
<b>WOMEN   Under 21</b>														
1	197	<b>LAN Emmy</b> Norco Factory Team	 CAN.2004.33463	<u>0:01:01.97</u>	<u>1</u>	0:01:21.51	2	0:01:25.99	2	<u>0:03:49.47</u>	<u>1</u>		<b>0:03:49.47</b>	
2	200	<b>RIVA Sophie</b>	 ITA.2003.33949	0:01:03.77	2	<u>0:01:20.77</u>	1	<u>0:01:25.06</u>	1	0:03:49.60	2		<b>0:03:49.60</b>	+0:00:00.13
3	195	<b>HENRY Justine</b> Tribe Pyrenees Gravity	 FRA.2003.32717	0:01:12.92	4	0:01:31.45	3	0:01:33.80	3	0:04:18.17	3		<b>0:04:18.17</b>	+0:00:28.70
4	196	<b>MULLIN Hannah</b>	 IRL.2005.37699	0:01:11.04	3	0:01:32.11	4	0:01:36.84	4	0:04:19.99	4		<b>0:04:19.99</b>	+0:00:30.52
5	198	<b>MCCULLY Bethany</b>	 GBR.2004.52541	0:01:16.52	5	0:01:42.03	5	0:01:49.77	5	0:04:48.32	5		<b>0:04:48.32</b>	+0:00:58.85

## PRO STAGE RESULTS

### Penalties details

Plate	Name	Penalty	Description	Location
166	<b>GONDOUIN Antoine</b>	00:01:00	Late at check point	S1PRO Start
184	<b>DILLON Sian</b>	00:01:00	Late at check point	S1PRO Start

### Statistics

Entries / Nations	Finished	DNF	DSQ	DNS	Weather	Temperature	Distance	Elevation
285 / 27	285	0	0	0	Sunny	16 °C		

DNF: did not finish · DNS: did not start · DSQ: disqualified