














Vittoria EWS Tweed Valley

Innerleithen, Scotland
02 & 03 October 2021












RESULTS OVERALL

Pos	Plate	Name Team	Nat EWS number	Stage 1PRO Stage 5Q	Pos Pos	Stage 2 Stage 6	Pos Pos	Stage 3	Pos	Stage 4	Pos	Penalties	Time	Gap
MEN														
1	27	MAES Martin GT Factory Racing	 BEL.1997.21636	0:03:29.09 0:04:51.03	2 2	<u>0:04:14.37</u> <u>0:03:24.18</u>	1 1	<u>0:04:23.85</u>	1	0:03:30.60	3		0:23:53.12	
2	11	MELAMED Jesse Rocky Mountain Race Face	 CAN.1992.21596	0:03:30.34 <u>0:04:48.80</u>	4 1	0:04:19.83 0:03:28.68	3 4	0:04:25.15	2	<u>0:03:26.90</u>	1		0:23:59.70	+0:00:06.58
3	5	DAILLY Adrien Lapierre Zipp Collective	 FRA.1996.21677	0:03:33.31 0:04:51.75	8 3	0:04:14.82 0:03:28.49	2 3	0:04:28.88	3	0:03:29.11	2		0:24:06.36	+0:00:13.24
4	21	MOIR Jack Canyon Collective	 AUS.1994.33430	<u>0:03:25.37</u> 0:04:56.05	1 4	0:04:30.97 0:03:27.38	10 2	0:04:34.42	7	0:03:32.98	5		0:24:27.17	+0:00:34.05
5	30	MURRAY Charles Specialized Racing	 NZL.1996.22752	0:03:35.47 0:04:58.30	18 9	0:04:31.10 0:03:31.98	11 9	0:04:32.13	6	0:03:34.98	9		0:24:43.96	+0:00:50.84
6	8	WALKER Matthew Pivot Factory Racing	 NZL.1990.21846	0:03:33.97 0:04:59.57	10 11	0:04:32.67 0:03:30.85	14 6	0:04:34.53	8	0:03:36.10	15		0:24:47.69	+0:00:54.57
7	24	WOOLLEY Kasper Yeti / OneUp PRO Team	 CAN.1999.21348	0:03:36.65 0:04:57.04	21 6	0:04:35.63 0:03:35.19	20 15	0:04:31.92	5	0:03:35.78	13		0:24:52.21	+0:00:59.09
8	35	CALLAGHAN Gregory Devinci Global Racing	 IRL.1991.21827	0:03:31.09 0:05:06.48	5 26	0:04:26.68 0:03:31.27	7 7	0:04:40.75	33	0:03:36.45	18		0:24:52.72	+0:00:59.60
9	142	DALE Sam	 GBR.1990.22733	0:03:33.26 0:05:06.40	7 25	0:04:25.24 0:03:33.11	5 11	0:04:40.16	30	0:03:35.46	11		0:24:53.63	+0:01:00.51
10	79	KERR Bernard Pivot Factory Racing	 GBR.1991.27607	0:03:35.08 0:04:59.45	14 10	0:04:26.85 0:03:36.23	8 20	0:04:43.68	42	0:03:33.77	6		0:24:55.06	+0:01:01.94
11	10	JOHANSEN Zakarias Ibis Enduro Team	 SWE.1992.21863	0:03:35.95 0:05:01.00	19 13	0:04:27.10 0:03:35.82	9 17	0:04:38.78	22	0:03:37.12	21		0:24:55.77	+0:01:02.65

RESULTS OVERALL

Pos	Plate	Name Team	Nat EWS number	Stage 1PRO Stage 5Q	Pos Pos	Stage 2 Stage 6	Pos Pos	Stage 3	Pos	Stage 4	Pos	Penalties	Time	Gap
MEN														
12	41	SCOTT Mark Santa Cruz	 GBR.1993.21714	0:03:35.18 0:04:58.13	16 8	0:04:36.96 0:03:36.89	24 24	0:04:36.21	12	0:03:35.58	12		0:24:58.95	+0:01:05.83
13	25	HEAP Elliott Chain Reaction Cycles	 GBR.1998.21783	0:03:39.18 0:04:59.68	35 12	0:04:38.08 0:03:35.08	25 14	0:04:29.87	4	0:03:38.77	27		0:25:00.66	+0:01:07.54
14	86	WALL Evan Orbea FOX Enduro Team	 CAN.1999.23531	0:03:33.02 0:05:07.67	6 30	0:04:38.13 0:03:38.09	26 33	0:04:35.30	10	0:03:30.66	4		0:25:02.87	+0:01:09.75
15	64	GRANT Kelan Chain Reaction Cycles	 IRL.1993.21773	0:03:36.68 0:04:56.57	22 5	0:04:38.70 0:03:37.85	28 31	0:04:36.15	11	0:03:37.28	23		0:25:03.23	+0:01:10.11
16	13	WALLNER Robin Ibis Enduro Team	 SWE.1988.21594	0:03:37.38 0:05:01.60	26 14	0:04:25.10 0:03:41.03	4 44	0:04:40.78	34	0:03:37.72	25		0:25:03.61	+0:01:10.49
17	40	VERNER Rhys Forbidden Synthesis	 CAN.1997.22407	0:03:38.02 0:05:04.60	27 18	0:04:36.37 0:03:34.38	23 12	0:04:37.05	15	0:03:34.91	8		0:25:05.33	+0:01:12.21
18	4	TORDO Dimitri Canyon Collective	 FRA.1993.21764	0:03:38.65 0:05:02.17	30 15	0:04:35.08 0:03:36.51	19 21	0:04:37.65	18	0:03:36.75	19		0:25:06.81	+0:01:13.69
19	82	BUCHANAN Lewis Orbea FOX Enduro Team	 GBR.1993.21608	0:03:30.23 0:05:15.75	3 61	0:04:31.83 0:03:36.22	13 19	0:04:37.00	14	0:03:37.15	22		0:25:08.18	+0:01:15.06
20	6	GAUVIN Remi Rocky Mountain Race Face	 CAN.1992.21624	0:03:39.56 0:05:03.25	36 16	0:04:48.50 0:03:32.80	51 10	0:04:34.72	9	0:03:34.23	7		0:25:13.06	+0:01:19.94
21	36	PERSAK Vid Orbea FOX Enduro Team	 SLO.1996.22810	0:03:33.38 0:05:08.35	9 32	0:04:32.82 0:03:37.38	15 26	0:04:38.39	21	0:03:43.02	39		0:25:13.34	+0:01:20.22
22	83	BRAYTON Adam Orbea FOX Enduro Team	 GBR.1988.39900	0:03:34.42 0:05:04.64	12 19	0:04:46.04 0:03:34.81	45 13	0:04:38.27	20	0:03:38.67	26		0:25:16.85	+0:01:23.73












RESULTS OVERALL

Pos	Plate	Name Team	Nat EWS number	Stage 1PRO Stage 5Q	Pos Pos	Stage 2 Stage 6	Pos Pos	Stage 3	Pos	Stage 4	Pos	Penalties	Time	Gap
MEN														
23	22	BORGES Jose Canyon Collective	 POR.1990.21669	0:03:48.07 0:05:06.62	71 27	0:04:34.95 0:03:31.52	18 8	0:04:36.47	13	0:03:40.18	32		0:25:17.81	+0:01:24.69
24	14	LUCAS Cole Ibis Enduro Team	 NZL.1998.23013	0:03:41.48 0:05:06.12	47 22	0:04:38.48 0:03:40.43	27 41	0:04:37.63	17	0:03:35.08	10		0:25:19.22	+0:01:26.10
25	32	PIGEON Hugo Scott SR Suntour Enduro Team	 FRA.1996.23507	0:03:46.26 0:05:05.25	61 21	0:04:25.25 0:03:41.59	6 50	0:04:45.43	47	0:03:36.14	16		0:25:19.92	+0:01:26.80
26	31	GALY Theo Sunn French Connexion By Alpe D'Huez	 FRA.1990.21691	0:03:36.77 0:05:12.31	23 47	0:04:33.90 0:03:36.61	17 22	0:04:39.03	23	0:03:43.13	41		0:25:21.75	+0:01:28.63
27	3	MIQUEL Kevin Specialized Racing	 FRA.1991.21704	0:03:41.21 0:05:06.30	46 23	0:04:31.72 0:03:45.90	12 65	0:04:39.85	27	0:03:37.48	24		0:25:22.46	+0:01:29.34
28	77	ROPELATO Mitch	 USA.1992.22734	0:03:38.40 0:04:57.97	29 7	0:04:36.35 0:03:36.90	22 25	0:04:39.48	24	0:03:54.23	81		0:25:23.33	+0:01:30.21
29	76	WATSON Corey	 GBR.1999.35483	0:03:33.97 0:05:08.60	10 36	0:04:51.97 0:03:35.25	56 16	0:04:40.13	29	0:03:36.27	17		0:25:26.19	+0:01:33.07
30	12	JOHNSON Leigh Pole Enduro Race Team	 GBR.1996.22603	0:03:36.41 0:05:08.55	20 35	0:04:44.17 0:03:41.17	38 46	0:04:39.70	26	0:03:36.83	20		0:25:26.83	+0:01:33.71
31	75	CONNELL Joseph Orange Factory Racing	 GBR.1994.21745	0:03:37.26 0:05:08.85	24 37	0:04:32.98 0:03:37.84	16 30	0:04:46.57	56	0:03:43.68	43		0:25:27.18	+0:01:34.06
32	34	CHARLES Clement Rossignol Factory Team	 FRA.1994.22206	0:03:43.71 0:05:15.83	53 62	0:04:36.27 0:03:39.32	21 37	0:04:37.75	19	0:03:36.07	14		0:25:28.95	+0:01:35.83
33	56	STONE Brady Theory Global Enduro Team	 NZL.2000.23119	0:03:40.30 0:05:08.05	41 31	0:04:39.18 0:03:38.07	29 32	0:04:41.46	39	0:03:43.85	45		0:25:30.91	+0:01:37.79

Vittoria EWS Tweed Valley

Innerleithen, Scotland
02 & 03 October 2021












RESULTS OVERALL


Pos	Plate	Name Team	Nat EWS number	Stage 1PRO Stage 5Q	Pos Pos	Stage 2 Stage 6	Pos Pos	Stage 3	Pos	Stage 4	Pos	Penalties	Time	Gap
MEN														
34	78	WALKER Matt	 GBR.1999.40099	0:03:35.11 0:05:06.37	15 24	0:04:54.13 0:03:30.83	59 5	0:04:44.03	43	0:03:41.71	35		0:25:32.18	+0:01:39.06
35	33	TEXTOR Christian Team BULLS	 GER.1990.22845	0:03:40.48 0:05:09.40	43 39	0:04:39.83 0:03:37.38	30 26	0:04:41.63	40	0:03:43.78	44		0:25:32.50	+0:01:39.38
36	28	VIDAL Antoine Commencal Enduro Team	 FRA.2001.25035	0:03:38.04 0:05:13.12	28 50	0:04:43.18 0:03:36.04	37 18	0:04:42.72	41	0:03:40.92	33		0:25:34.02	+0:01:40.90
37	2	NICOLAI Florian Trek Factory Racing	 FRA.1993.21749	0:03:39.63 0:05:13.92	38 53	0:04:41.44 0:03:40.11	31 39	0:04:40.48	32	0:03:39.87	31		0:25:35.45	+0:01:42.33
38	38	LARBEOU Guillaume Sunn French Connexion By Alpe D'Huez	 FRA.1994.25575	0:03:43.61 0:05:05.00	52 20	0:04:43.07 0:03:43.17	36 56	0:04:37.27	16	0:03:48.74	66		0:25:40.86	+0:01:47.74
39	116	MOORE Thomas	 GBR.1994.33293	0:03:39.78 0:05:07.40	39 29	0:04:55.90 0:03:43.44	65 57	0:04:40.86	35	0:03:39.36	30		0:25:46.74	+0:01:53.62
40	117	LANGHORN Reece	 GBR.1988.23486	0:03:41.18 0:05:09.90	45 40	0:05:00.27 0:03:38.21	72 35	0:04:39.49	25	0:03:38.77	27		0:25:47.82	+0:01:54.70
41	274	RUFFRAY Mathieu Team Cycles Peugeot	 FRA.1997.22634	0:03:35.40 0:05:14.40	17 55	0:04:43.02 0:03:40.59	35 42	0:04:50.32	67	0:03:46.64	55		0:25:50.37	+0:01:57.25
42	101	HUTCHENS Chris	 GBR.1989.22999	0:03:38.76 0:05:18.77	31 66	0:04:44.75 0:03:44.60	39 60	0:04:40.91	36	0:03:43.48	42		0:25:51.27	+0:01:58.15
43	15	NEER Shawn Yeti / Fox Factory Team	 USA.1991.21712	0:03:37.37 0:05:13.35	25 51	0:04:54.20 0:03:38.16	60 34	0:04:46.41	51	0:03:42.12	37		0:25:51.61	+0:01:58.49
44	29	VENDEMMIA Mirco Fastlight-Abetone	 ITA.1998.21871	0:03:43.94 0:05:08.37	54 33	0:05:00.66 0:03:39.14	73 36	0:04:40.28	31	0:03:41.16	34		0:25:53.55	+0:02:00.43

Vittoria EWS Tweed Valley

Innerleithen, Scotland
02 & 03 October 2021

RESULTS OVERALL












Pos	Plate	Name Team	Nat EWS number	Stage 1PRO Stage 5Q	Pos Pos	Stage 2 Stage 6	Pos Pos	Stage 3	Pos	Stage 4	Pos	Penalties	Time	Gap
MEN														
45	53	SECONDI Nathan Fulgur Factory Team	 FRA.1999.22133	0:03:49.78 0:05:03.57	76 17	0:04:45.50 0:03:45.14	43 62	0:04:45.70	48	0:03:44.77	47		0:25:54.46	+0:02:01.34
46	70	MASTERS Wyn GT Factory Racing	 NZL.1987.21663	0:03:39.96 0:05:09.90	40 40	0:04:45.18 0:03:41.24	42 47	0:04:50.68	68	0:03:47.61	59		0:25:54.57	+0:02:01.45
47	62	BLAIR Lachlan Orange Factory Racing	 GBR.1995.21426	0:03:42.90 0:05:08.52	51 34	0:04:51.63 0:03:37.42	55 28	0:04:48.01	59	0:03:46.43	52		0:25:54.91	+0:02:01.79
48	65	GARAY TAMAYO Iago Santa Cruz	 ESP.1991.21707	0:03:42.78 0:05:10.24	50 42	0:04:49.27 0:03:42.10	52 52	0:04:45.14	45	0:03:46.28	51		0:25:55.81	+0:02:02.69
49	63	FRANCK Gilles	 BEL.2000.22291	0:03:38.90 0:05:11.38	33 46	0:04:47.80 0:03:48.94	50 69	0:04:46.48	53	0:03:42.80	38		0:25:56.30	+0:02:03.18
50	73	MACARTHUR Glenn	 FRA.2000.22879	0:03:40.33 0:05:09.22	42 38	0:04:44.77 0:03:45.44	40 63	0:04:49.05	62	0:03:47.59	58		0:25:56.40	+0:02:03.28
51	58	CARBALLO GONZALEZ Edgar Orbea FOX Enduro Team	 ESP.1988.30531	0:03:48.38 0:05:11.25	73 45	0:04:47.25 0:03:39.35	47 38	0:04:46.45	52	0:03:45.14	48		0:25:57.82	+0:02:04.70
52	59	TORRALBA GARASA Juan Gabriel Orbea FOX Enduro Team	 ESP.1997.21633	0:03:45.29 0:05:06.72	59 28	0:04:49.50 0:03:42.33	53 53	0:04:47.55	57	0:03:47.13	56		0:25:58.52	+0:02:05.40
53	81	BARNES Joe	 GBR.1988.21748	0:03:39.59 0:05:17.53	37 65	0:04:44.95 0:03:44.80	41 61	0:04:44.39	44	0:03:48.79	67		0:26:00.05	+0:02:06.93
54	80	READING Jack	 GBR.1988.22548	0:03:41.89 0:05:14.77	48 58	0:04:55.23 0:03:37.66	62 29	0:04:45.18	46	0:03:46.13	50		0:26:00.86	+0:02:07.74
55	100	GALLAGHER Christopher	 GBR.1993.23014	0:03:34.51 0:05:33.54	13 90	0:04:42.78 0:03:36.61	33 22	0:04:54.80	75	0:03:39.35	29		0:26:01.59	+0:02:08.47

Timing and results by  SPORTident

created on 03.10.2021 16:48:21

5/20



RESULTS OVERALL

Pos	Plate	Name Team	Nat EWS number	Stage 1PRO Stage 5Q	Pos Pos	Stage 2 Stage 6	Pos Pos	Stage 3	Pos	Stage 4	Pos	Penalties	Time	Gap
MEN														
56	66	DRACH Torben	 GER.1998.22419	0:03:46.26 0:05:14.25	61 54	0:04:45.69 0:03:41.48	44 48	0:04:47.98	58	0:03:46.57	54		0:26:02.23	+0:02:09.11
57	26	OTON Damien Orbea FOX Enduro Team	 FRA.1987.21728	0:03:44.55 0:05:17.26	57 64	0:04:47.62 0:03:41.16	49 45	0:04:39.85	27	0:03:52.36	76		0:26:02.80	+0:02:09.68
58	120	YOUNG Robert	 GBR.1988.30345	0:03:47.70 0:05:10.38	70 43	0:04:56.90 0:03:41.56	68 49	0:04:46.03	49	0:03:43.02	39		0:26:05.59	+0:02:12.47
59	126	SHUCKSMITH Samuel	 GBR.1990.23007	0:03:44.28 0:05:14.43	55 56	0:04:46.29 0:03:44.36	46 59	0:04:51.33	69	0:03:47.88	60		0:26:08.57	+0:02:15.45
60	54	MENJOU Irene	 FRA.1995.22122	0:03:44.61 0:05:15.64	58 60	0:04:42.85 0:03:50.43	34 72	0:04:48.83	61	0:03:46.43	52		0:26:08.79	+0:02:15.67
61	60	NATION Joseph Pole Enduro Race Team	 NZL.1989.21670	0:03:47.36 0:05:12.64	68 48	0:05:03.88 0:03:41.01	77 43	0:04:46.56	55	0:03:41.90	36		0:26:13.35	+0:02:20.23
62	85	KRASNY Carter	 CAN.1999.22027	0:03:42.73 0:05:11.09	49 44	0:04:55.60 0:03:46.96	64 67	0:04:46.55	54	0:03:54.17	80		0:26:17.10	+0:02:23.98
63	90	HEBERT Ambroise	 FRA.1993.21934	0:03:54.89 0:05:13.48	86 52	0:04:52.93 0:03:43.12	57 55	0:04:50.12	65	0:03:43.94	46		0:26:18.48	+0:02:25.36
64	143	BROOKES Martyn	 GBR.1987.23008	0:03:52.66 0:05:14.69	79 57	0:04:47.35 0:03:45.64	48 64	0:04:53.17	72	0:03:50.10	73		0:26:23.61	+0:02:30.49
65	88	WILSON Thomas Orange Factory Racing	 GBR.2000.22553	0:03:46.56 0:05:21.29	67 68	0:04:56.00 0:03:46.48	66 66	0:04:49.10	63	0:03:45.73	49		0:26:25.16	+0:02:32.04
66	89	JONES Jono	 GBR.1994.37370	0:03:46.26 0:05:24.60	61 77	0:04:54.12 0:03:40.16	58 40	0:04:50.27	66	0:03:50.08	72		0:26:25.49	+0:02:32.37

Vittoria EWS Tweed Valley

Innerleithen, Scotland
02 & 03 October 2021












RESULTS OVERALL

Pos	Plate	Name Team	Nat EWS number	Stage 1PRO Stage 5Q	Pos Pos	Stage 2 Stage 6	Pos Pos	Stage 3	Pos	Stage 4	Pos	Penalties	Time	Gap
MEN														
67	141	BEAUMONT Marc	 GBR.1984.38342	0:03:38.81 0:05:22.89	32 73	0:05:02.73 0:03:42.46	75 54	0:04:52.08	70	0:03:49.85	71		0:26:28.82	+0:02:35.70
68	74	PONTAL Yannick Team Cycles Peugeot	 FRA.1985.22511	0:03:46.30 0:05:26.99	65 81	0:04:42.04 0:03:56.55	32 83	0:04:48.71	60	0:03:48.60	64		0:26:29.19	+0:02:36.07
69	71	MYSIK Milan	 CZE.1993.22051	0:03:49.00 0:05:22.67	75 71	0:04:56.03 0:03:43.45	67 58	0:04:52.42	71	0:03:48.58	63		0:26:32.15	+0:02:39.03
70	98	SCOTT Riley	 GBR.2000.38625	0:03:39.07 0:05:21.18	34 67	0:05:05.05 0:03:41.73	79 51	0:04:55.58	78	0:03:49.65	70		0:26:32.26	+0:02:39.14
71	115	SHIRLEY James	 GBR.1989.22351	0:03:50.89 0:05:25.25	77 78	0:04:58.57 0:03:48.21	71 68	0:04:54.80	75	0:03:48.35	62		0:26:46.07	+0:02:52.95
72	103	CARROLL Gavin	 IRL.1993.35848	0:03:46.38 0:05:16.78	66 63	0:05:14.19 0:03:49.54	87 70	0:04:54.73	74	0:03:48.32	61		0:26:49.94	+0:02:56.82
73	1	HILL Samuel Chain Reaction Cycles	 AUS.1985.21775	0:03:41.02 0:05:13.02	44 49	0:04:57.07 0:03:54.05	69 80	0:04:41.43	38	0:04:24.45	100		0:26:51.04	+0:02:57.92
74	135	HOLOWKO Alex	 GBR.1990.21357	0:03:48.22 0:05:22.95	72 74	0:05:07.20 0:03:50.71	82 73	0:04:57.02	79	0:03:47.35	57		0:26:53.45	+0:03:00.33
75	107	HARKER Jack	 GBR.1998.33252	0:03:44.48 0:05:24.20	56 76	0:05:03.87 0:03:50.21	76 71	0:05:00.53	85	0:03:52.31	75		0:26:55.60	+0:03:02.48
76	114	MOYNIHAN Liam	 GBR.1991.21835	0:03:53.02 0:05:31.75	80 88	0:04:54.75 0:03:54.75	61 81	0:04:55.32	77	0:03:49.55	69		0:26:59.14	+0:03:06.02
77	132	JENSEN Henrik	 GBR.1998.25933	0:03:47.44 0:05:29.92	69 83	0:05:11.32 0:03:53.25	84 77	0:04:49.13	64	0:03:48.62	65		0:26:59.68	+0:03:06.56

Vittoria EWS Tweed Valley

Innerleithen, Scotland
02 & 03 October 2021








RESULTS OVERALL

Pos	Plate	Name Team	Nat EWS number	Stage 1PRO Stage 5Q	Pos Pos	Stage 2 Stage 6	Pos Pos	Stage 3	Pos	Stage 4	Pos	Penalties	Time	Gap
MEN														
78	118	COULTHARD Aidan	 GBR.1996.33292	0:03:56.15 0:05:22.17	89 70	0:05:06.39 0:03:53.41	80 78	0:04:57.57	80	0:03:50.25	74		0:27:05.94	+0:03:12.82
79	108	ROSSI Saben	 USA.1985.23371	0:03:53.45 0:05:22.75	82 72	0:05:04.46 0:03:50.75	78 74	0:05:03.37	88	0:03:52.55	77		0:27:07.33	+0:03:14.21
80	106	LANDMARK Ola Javold	 NOR.1999.25289	0:03:59.74 0:05:25.37	93 79	0:05:01.52 0:03:53.55	74 79	0:04:59.89	84	0:03:55.32	83		0:27:15.39	+0:03:22.27
81	131	WILLIAMS Luke	 GBR.1997.25234	0:03:54.02 0:05:24.03	84 75	0:05:14.25 0:03:57.38	88 84	0:04:57.72	81	0:03:53.08	79		0:27:20.48	+0:03:27.36
82	87	PFEIL Max	 GER.1998.27442	0:03:55.64 0:05:30.08	88 84	0:05:06.84 0:03:51.62	81 75	0:05:01.23	86	0:03:55.73	84		0:27:21.14	+0:03:28.02
83	91	MOROTTI Hugo	 FRA.2000.24522	0:03:48.43 0:05:15.05	74 59	0:04:50.54 0:04:55.89	54 100	0:04:46.08	50	0:03:52.67	78		0:27:28.66	+0:03:35.54
84	119	BROWN Chris	 IRL.1995.33325	0:03:56.74 0:05:30.48	91 85	0:05:15.14 0:03:59.74	90 88	0:04:59.50	83	0:03:49.12	68		0:27:30.72	+0:03:37.60
85	121	TUCKER Richard	 GBR.1991.36353	0:03:52.09 0:05:27.53	78 82	0:05:07.60 0:04:03.13	83 92	0:05:02.95	87	0:03:58.85	87		0:27:32.15	+0:03:39.03
86	99	RYAN Fergus	 GBR.1993.22458	0:04:00.13 0:05:26.72	94 80	0:05:15.15 0:03:52.42	91 76	0:04:57.78	82	0:03:59.98	88		0:27:32.18	+0:03:39.06
87	93	ARNAUD Quentin Sunn French Connexion By Alpe D'Huez	 FRA.1994.22628	0:03:56.45 0:05:31.78	90 89	0:05:16.47 0:03:56.42	93 82	0:05:06.58	90	0:03:57.81	85		0:27:45.51	+0:03:52.39
88	113	DEMUYLDER Jonas	 BEL.1997.25196	0:03:57.69 0:05:36.00	92 95	0:05:16.35 0:03:59.97	92 89	0:05:07.33	92	0:03:57.95	86		0:27:55.29	+0:04:02.17












Vittoria EWS Tweed Valley

Innerleithen, Scotland
02 & 03 October 2021

RESULTS OVERALL

Pos	Plate	Name Team	Nat EWS number	Stage 1PRO Stage 5Q	Pos Pos	Stage 2 Stage 6	Pos Pos	Stage 3	Pos	Stage 4	Pos	Penalties	Time	Gap
MEN														
89	134	LEWIS Josh	 GBR.1993.21705	0:03:53.58 0:05:37.92	83 96	0:05:14.87 0:03:57.57	89 85	0:05:06.79	91	0:04:05.75	94		0:27:56.48	+0:04:03.36
90	110	SCHWENK Robert	 GER.1994.23041	0:04:03.33 0:05:33.56	96 91	0:05:18.45 0:03:59.47	95 87	0:05:08.46	93	0:04:00.40	90		0:28:03.67	+0:04:10.55
91	128	CALLAGHAN Emmet	 IRL.2000.25892	0:03:55.13 0:05:39.32	87 97	0:05:13.03 0:04:03.57	86 93	0:05:08.80	94	0:04:05.07	93		0:28:04.92	+0:04:11.80
92	122	DIEU Antonio	 FRA.1989.26701	0:04:04.30 0:05:31.72	98 87	0:05:16.98 0:04:11.31	94 95	0:05:11.33	95	0:04:02.28	91		0:28:17.92	+0:04:24.80
93	109	DERKUM Christian	 GER.1991.23043	0:03:54.63 0:05:34.72	85 94	0:05:39.45 0:04:00.16	99 90	0:05:06.13	89	0:04:03.18	92		0:28:18.27	+0:04:25.15
94	125	COUTURE Charles	 CAN.1999.29610	0:04:03.80 0:05:33.68	97 92	0:05:12.85 0:04:03.64	85 94	0:05:17.79	98	0:04:08.55	95		0:28:20.31	+0:04:27.19
95	111	BARICH Leopold	 GER.1998.22342	0:04:01.24 0:05:33.98	95 93	0:05:23.99 0:04:01.56	96 91	0:05:13.53	96	0:04:09.05	96		0:28:23.35	+0:04:30.23
96	97	JANSER Robin	 SUI.2000.25837	0:03:53.39 0:05:31.54	81 86	0:05:32.82 0:03:57.66	97 86	0:06:27.57	102	0:03:54.85	82		0:29:17.83	+0:05:24.71
97	138	BROTHERTON Tobias	 USA.1993.24850	0:04:10.51 0:05:46.64	100 98	0:05:55.82 0:04:12.22	100 96	0:05:16.11	97	0:04:11.50	97		0:29:32.80	+0:05:39.68
98	137	JONSSON Gestur	 ISL.1989.25903	0:04:13.64 0:06:03.02	101 100	0:05:33.98 0:04:18.58	98 98	0:05:23.20	100	0:04:15.47	98		0:29:47.89	+0:05:54.77
99	112	BEAN Nicolas Theory Global Enduro Team	 USA.1999.22730	0:04:15.69 0:05:58.90	102 99	0:05:58.58 0:04:14.13	101 97	0:05:22.88	99	0:04:19.15	99		0:30:09.33	+0:06:16.21

RESULTS OVERALL

Pos	Plate	Name Team	Nat EWS number	Stage 1PRO Stage 5Q	Pos Pos	Stage 2 Stage 6	Pos Pos	Stage 3	Pos	Stage 4	Pos	Penalties	Time	Gap
MEN														
100	123	GUERIN Cedric	 FRA.1992.23190	0:04:23.66 0:06:09.19	103 101	0:06:21.79 0:04:36.06	103 99	0:05:47.67	101	0:04:31.91	101		0:31:50.28	+0:07:57.16
DNF	92	FRESQUET Axel Urge Pyrenees Gravity	 FRA.1998.23081	0:03:46.28	64	0:04:57.85 0:06:13.65	70 101	0:04:54.70	73					
DNF	72	SELF Daniel Theory Global Enduro Team	 NZL.1998.21834	0:03:46.01 0:05:22.15	60 69	0:04:55.37	63	0:04:41.42	37	0:04:00.15	89			
DNF	133	SCHELBERT Aron	 SUI.2000.24501	0:04:26.96	104	0:06:21.21	102							
DNF	127	IRWIN Ben	 GBR.1994.37610	0:04:08.03	99									
DSQ	7	RUDE JR Richard Yeti / Fox Factory Team	 USA.1995.21739	0:03:29.02										
DSQ	23	LUKASIK Slawomir	 POL.1993.24876	0:03:50.08										
DNS	145	BROOKS Louis	 GBR.2000.24829											
DNS	55	JEANDEL Louis Sunn French Connexion By Alpe D'Huez	 FRA.1998.22140											
DNS	19	STUTTARD Mathew	 GBR.1993.21661											
DNS	105	HALE Ant	 GBR.1994.35957											












RESULTS OVERALL

Pos	Plate	Name Team	Nat EWS number	Stage 1PRO Stage 5Q	Pos Pos	Stage 2 Stage 6	Pos Pos	Stage 3	Pos	Stage 4	Pos	Penalties	Time	Gap
MEN Master 35+														
1	222	FARRER Dan	GBR.1982.25481	0:03:44.02 0:05:22.92	1 1	0:04:52.36 0:03:49.11	3 4	0:04:49.92	1	0:03:50.90	2		0:26:29.23	
2	218	AUSTERMUHLE Ian	GBR.1980.21590	0:03:49.99 0:05:23.00	2 2	0:04:49.57 0:03:48.87	1 3	0:04:51.50	2	0:03:50.49	1		0:26:33.42	+0:00:04.19
3	221	ROBINSON Sean	GBR.1983.22012	0:03:51.47 0:05:24.79	3 3	0:04:50.13 0:03:48.26	2 2	0:04:57.58	3	0:03:53.47	3		0:26:45.70	+0:00:16.47
4	203	AMOUR Karim	FRA.1975.21696	0:03:53.15 0:05:27.04	4 4	0:04:57.90 0:03:46.30	4 1	0:05:01.05	4	0:03:59.30	4		0:27:04.74	+0:00:35.51
5	207	PAGE Nigel Chain Reaction Cycles	GBR.1972.23282	0:03:58.25 0:05:29.57	5 5	0:04:58.30 0:03:52.84	5 5	0:05:05.45	5	0:04:01.85	5		0:27:26.26	+0:00:57.03
6	216	BISHOP Daniel	GBR.1970.22823	0:03:58.45 0:05:37.55	6 6	0:05:06.81 0:04:00.46	7 7	0:05:11.14	6	0:04:03.36	6		0:27:57.77	+0:01:28.54
7	219	O'BRIEN Glyn	IRL.1977.22983	0:03:59.80 0:05:38.85	7 7	0:05:02.77 0:04:00.38	6 6	0:05:11.65	7	0:04:05.07	7		0:27:58.52	+0:01:29.29
8	220	WRIGHT Mat	GBR.1980.35435	0:04:05.51 0:05:40.98	9 8	0:05:09.52 0:04:04.09	8 8	0:05:19.75	11	0:04:10.48	8		0:28:30.33	+0:02:01.10
9	224	SADLER Andy	GBR.1972.21595	0:04:15.85 0:05:49.95	13 10	0:05:23.32 0:04:07.73	9 13	0:05:14.64	8	0:04:16.58	11		0:29:08.07	+0:02:38.84
10	205	CARREZ Cedric Lapierre Zipp Collective	FRA.1978.23588	0:04:13.48 0:05:49.83	11 9	0:05:30.10 0:04:10.68	12 15	0:05:29.73	14	0:04:12.12	9		0:29:25.94	+0:02:56.71
11	217	MCNEIL John	GBR.1969.21394	0:04:09.96 0:06:01.55	10 16	0:05:28.25 0:04:10.63	11 14	0:05:28.00	13	0:04:13.00	10		0:29:31.39	+0:03:02.16

Vittoria EWS Tweed Valley

Innerleithen, Scotland
02 & 03 October 2021












RESULTS OVERALL

Pos	Plate	Name Team	Nat EWS number	Stage 1PRO Stage 5Q	Pos Pos	Stage 2 Stage 6	Pos Pos	Stage 3	Pos	Stage 4	Pos	Penalties	Time	Gap
MEN Master 35+														
12	214	TITLEY Andrew	 GBR.1975.27790	0:04:02.36 0:06:10.28	8 17	0:05:26.46 0:04:07.53	10 12	0:05:23.32	12	0:04:22.64	15		0:29:32.59	+0:03:03.36
13	212	WARD Joe	 IRL.1971.22541	0:04:18.83 0:05:56.50	14 12	0:05:37.05 0:04:05.81	15 9	0:05:19.64	10	0:04:19.67	13		0:29:37.50	+0:03:08.27
14	213	JONES Sion	 GBR.1976.23430	0:04:22.10 0:05:57.95	16 13	0:05:31.18 0:04:07.06	13 11	0:05:19.31	9	0:04:20.28	14		0:29:37.88	+0:03:08.65
15	215	ZIETSMAN Martin	 RSA.1984.22399	0:04:13.97 0:05:59.45	12 14	0:06:02.97 0:04:06.13	17 10	0:05:32.58	16	0:04:19.48	12		0:30:14.58	+0:03:45.35
16	206	CALVEZ Mathieu Urge Pyrenees Gravity	 FRA.1986.22152	0:04:23.91 0:05:59.58	17 15	0:05:42.25 0:04:24.80	16 17	0:05:29.73	14	0:04:27.22	16		0:30:27.49	+0:03:58.26
17	210	BODEUX Xavier	 BEL.1976.21936	0:04:19.56 0:05:56.04	15 11	0:05:31.32 0:04:21.45	14 16	0:05:42.18	17	0:04:40.42	17		0:30:30.97	+0:04:01.74
18	223	ALCISTO Patrick	 USA.1981.38277	0:04:37.13 0:06:15.97	18 18	0:06:34.10 0:04:36.68	19 18	0:06:09.65	20	0:04:47.45	18		0:33:00.98	+0:06:31.75
19	225	CALAM Jeff	 GBR.1978.22741	0:04:53.44 0:06:46.88	20 19	0:06:21.30 0:04:56.32	18 20	0:06:08.73	19	0:05:02.95	19		0:34:09.62	+0:07:40.39
20	211	DAUMAS Eric	 FRA.1968.22075	0:04:45.53 0:07:08.90	19 20	0:08:25.68 0:04:48.02	20 19	0:06:03.85	18	0:07:01.07	20		0:38:13.05	+0:11:43.82
MEN Under 21														
1	148	EDMONDSON Jamie	 GBR.2001.22932	<u>0:03:27.22</u> 0:05:07.71	<u>1</u> 5	0:04:43.13 <u>0:03:26.35</u>	2 <u>1</u>	<u>0:04:37.66</u>	<u>1</u>	0:03:41.80	7		0:25:03.87	
2	159	MENZIES Jack Forbidden Synthesis	 CAN.2001.22519	0:03:37.73 <u>0:05:00.45</u>	3 <u>1</u>	0:04:44.32 0:03:39.48	4 9	0:04:38.32	2	<u>0:03:35.23</u>	<u>1</u>		0:25:15.53	+0:00:11.66












Vittoria EWS Tweed Valley

Innerleithen, Scotland
02 & 03 October 2021










RESULTS OVERALL

Pos	Plate	Name Team	Nat EWS number	Stage 1PRO Stage 5Q	Pos Pos	Stage 2 Stage 6	Pos Pos	Stage 3	Pos	Stage 4	Pos	Penalties	Time	Gap
MEN Under 21														
3	160	EBDON Jake	 GBR.2001.32703	0:03:38.26 0:05:07.28	4 4	0:04:45.65 0:03:36.31	6 5	0:04:41.71	3	0:03:36.22	2		0:25:25.43	+0:00:21.56
4	149	MEIER-SMITH Luke	 AUS.2002.25147	0:03:38.27 0:05:06.55	5 3	0:04:54.03 0:03:30.68	9 2	0:04:43.20	5	0:03:37.39	3		0:25:30.12	+0:00:26.25
5	155	WARNET Manu	 NED.2001.26267	0:03:39.13 0:05:04.03	6 2	<u>0:04:41.74</u> 0:03:41.35	<u>1</u> 10	0:04:46.50	10	0:03:39.78	5		0:25:32.53	+0:00:28.66
6	165	SLACK Dan	 GBR.2002.38212	0:03:41.44 0:05:13.50	8 6	0:04:56.64 0:03:38.06	12 7	0:04:43.74	7	0:03:40.09	6		0:25:53.47	+0:00:49.60
7	152	STORR Alex	 GBR.2001.31009	0:03:35.60 0:05:16.25	2 12	0:04:54.15 0:03:38.41	10 8	0:04:44.30	8	0:03:45.80	14		0:25:54.51	+0:00:50.64
8	169	NOBLE Josh	 GBR.2001.25619	0:03:45.61 0:05:14.85	14 9	0:04:50.44 0:03:42.95	7 11	0:04:44.45	9	0:03:44.00	9		0:26:02.30	+0:00:58.43
9	147	CAMOIN Francescu Specialized Racing	 FRA.2001.23545	0:03:44.80 0:05:16.17	12 11	0:04:43.92 0:03:44.62	3 15	0:04:48.17	11	0:03:45.75	13		0:26:03.43	+0:00:59.56
10	153	RYYNANEN Tarmo	 FIN.2002.31950	0:03:46.63 0:05:13.72	16 8	0:04:59.10 0:03:37.84	14 6	0:04:48.50	12	0:03:38.87	4		0:26:04.66	+0:01:00.79
11	151	STERCKX Nathan	 CAN.2001.22631	0:03:48.62 0:05:16.45	19 13	0:04:45.20 0:03:46.09	5 18	0:04:53.56	16	0:03:44.80	12		0:26:14.72	+0:01:10.85
12	168	RANDELL Jayden	 GBR.2003.27895	0:03:47.37 0:05:15.22	17 10	0:04:56.03 0:03:43.85	11 13	0:04:51.27	13	0:03:42.95	8		0:26:16.69	+0:01:12.82
13	176	CREWHER Matt	 GBR.2002.31956	0:03:48.73 0:05:21.45	20 16	0:04:56.90 0:03:44.93	13 17	0:04:42.89	4	0:03:44.57	10		0:26:19.47	+0:01:15.60

RESULTS OVERALL

Pos	Plate	Name Team	Nat EWS number	Stage 1PRO Stage 5Q	Pos Pos	Stage 2 Stage 6	Pos Pos	Stage 3	Pos	Stage 4	Pos	Penalties	Time	Gap
MEN Under 21														
14	174	COPE Daniel	 GBR.2003.36534	0:03:45.79 0:05:13.55	15 7	0:04:59.59 0:03:44.41	16 14	0:04:55.08	19	0:03:46.22	15		0:26:24.64	+0:01:20.77
15	156	PIERCY Jack Commencal Enduro Team	 GBR.2004.36927	0:03:43.54 0:05:19.83	10 14	0:05:16.30 0:03:34.93	28 3	0:04:52.38	14	0:03:44.58	11		0:26:31.56	+0:01:27.69
16	182	CREASE Henry	 GBR.2003.36925	0:03:43.56 0:05:23.95	11 20	0:05:01.38 0:03:44.91	19 16	0:04:52.65	15	0:03:48.23	17		0:26:34.68	+0:01:30.81
17	175	BRODIE William	 GBR.2004.37689	0:03:39.71 0:05:27.67	7 24	0:05:23.33 0:03:36.01	30 4	0:04:43.28	6	0:03:54.43	22		0:26:44.43	+0:01:40.56
18	161	CHAPIN Aiden Trek Factory Racing	 USA.2002.25700	0:03:45.43 0:05:23.15	13 18	0:05:12.40 0:03:43.30	27 12	0:04:57.35	23	0:03:47.55	16		0:26:49.18	+0:01:45.31
19	179	WILSON Ben	 IRL.2002.36239	0:03:53.10 0:05:24.33	22 22	0:04:53.53 0:03:51.65	8 25	0:04:55.58	20	0:03:55.80	23		0:26:53.99	+0:01:50.12
20	172	HEINE Geraud	 BEL.2004.25833	0:03:48.29 0:05:23.50	18 19	0:05:05.37 0:03:47.06	23 19	0:04:56.92	22	0:03:56.10	25		0:26:57.24	+0:01:53.37
21	150	ICARDO Alexis Theory Global Enduro Team	 FRA.2003.31902	0:03:53.67 0:05:24.17	25 21	0:04:59.30 0:03:48.64	15 20	0:04:59.80	24	0:03:59.39	28		0:27:04.97	+0:02:01.10
22	154	ARNAUD Nans	 FRA.2004.35462	0:03:52.78 0:05:20.62	21 15	0:05:10.90 0:03:51.12	25 24	0:04:54.52	18	0:03:55.92	24		0:27:05.86	+0:02:01.99
23	157	MILLE Thimote	 FRA.2001.31623	0:03:53.37 0:05:21.47	23 17	0:05:28.12 0:03:48.86	31 21	0:04:55.84	21	0:03:51.00	20		0:27:18.66	+0:02:14.79
24	181	BIRCHILL Harry	 GBR.2001.35886	0:04:01.65 0:05:37.84	32 31	0:05:03.00 0:03:49.52	21 22	0:05:04.17	28	0:03:48.80	18		0:27:24.98	+0:02:21.11




RESULTS OVERALL

Pos	Plate	Name Team	Nat EWS number	Stage 1PRO Stage 5Q	Pos Pos	Stage 2 Stage 6	Pos Pos	Stage 3	Pos	Stage 4	Pos	Penalties	Time	Gap
MEN Under 21														
25	170	SCHEELE William	 NOR.2003.33415	0:03:53.62 0:05:28.59	24 26	0:05:32.92 0:03:50.17	32 23	0:04:54.27	17	0:03:50.20	19		0:27:29.77	+0:02:25.90
26	158	BERTINI Lisandru Lapierre Zipp Collective	 FRA.2004.36198	0:03:54.97 0:05:24.77	26 23	0:05:04.50 0:03:53.10	22 26	0:05:00.79	25	0:04:18.25	31		0:27:36.38	+0:02:32.51
27	177	JACKSON Ben	 GBR.2001.28609	0:03:59.57 0:05:33.37	31 28	0:05:11.10 0:03:58.78	26 29	0:05:03.95	27	0:03:52.02	21		0:27:38.79	+0:02:34.92
28	183	CALLAGHAN Ross	 IRL.2002.28683	0:03:59.05 0:05:35.43	29 30	0:05:00.60 0:03:53.59	18 27	0:05:05.10	29	0:04:05.97	30		0:27:39.74	+0:02:35.87
29	180	CONROY Brendan	 IRL.2004.39139	0:03:57.08 0:05:28.18	27 25	0:05:09.47 0:04:04.09	24 31	0:05:03.58	26	0:03:57.44	26		0:27:39.84	+0:02:35.97
30	171	FOURCADE Luca Urge Pyrenees Gravity	 FRA.2003.35944	0:04:04.52 0:05:33.37	33 28	0:04:59.75 0:04:00.06	17 30	0:05:07.87	30	0:03:59.00	27		0:27:44.57	+0:02:40.70
31	173	ENNIS Ross	 IRL.2001.25954	0:03:59.53 0:05:31.70	30 27	0:05:17.10 0:03:56.74	29 28	0:05:09.22	31	0:04:05.20	29		0:27:59.49	+0:02:55.62
DNF	178	JOHNSON Calum	 GBR.2002.34766	0:03:43.34	9	0:05:01.71	20							
DNF	164	BYRNE Harry	 IRL.2001.23573	0:03:58.83	28									
WOMEN														
1	10	BARAONA Rebecca Ibis Enduro Team	 GBR.1993.21715	<u>0:04:05.10</u> 0:05:47.22	<u>1</u> 5	0:05:34.42 <u>0:04:07.15</u>	9 <u>1</u>	0:05:08.33	2	0:04:08.67	2		0:28:50.89	
2	44	HARDEN Harriet Trek Factory Racing	 GBR.2001.22819	0:04:11.21 0:05:43.55	6 2	<u>0:05:16.05</u> 0:04:11.83	<u>1</u> 5	0:05:17.25	7	0:04:11.32	3		0:28:51.21	+0:00:00.32

Vittoria EWS Tweed Valley

Innerleithen, Scotland
02 & 03 October 2021












RESULTS OVERALL

Pos	Plate	Name Team	Nat EWS number	Stage 1PRO Stage 5Q	Pos Pos	Stage 2 Stage 6	Pos Pos	Stage 3	Pos	Stage 4	Pos	Penalties	Time	Gap
WOMEN														
3	4	CHARRE Morgane Pivot Factory Racing	 FRA.1990.21958	0:04:10.47 <u>0:05:40.54</u>	4 1	0:05:31.23 0:04:07.32	7 2	<u>0:05:08.29</u>	1	0:04:14.55	8		0:28:52.40	+0:00:01.51
4	2	KOREM Noga GT Factory Racing	 ISR.1991.21660	0:04:07.93 0:05:48.43	2 6	0:05:28.33 0:04:07.65	5 3	0:05:14.78	5	0:04:11.95	5		0:28:59.07	+0:00:08.18
5	1	COURDURIER Isabeau Lapierre Zipp Collective	 FRA.1994.21731	0:04:13.06 0:05:45.03	8 3	0:05:31.17 0:04:13.98	6 9	0:05:15.90	6	0:04:12.68	7		0:29:11.82	+0:00:20.93
6	45	CHARLES Estelle Rossignol Factory Team	 FRA.1997.22205	0:04:14.65 0:05:49.60	9 7	0:05:24.94 0:04:13.31	3 7	0:05:19.68	8	0:04:19.03	12		0:29:21.21	+0:00:30.32
7	43	PUGIN Melanie	 FRA.1990.21693	0:04:17.77 0:05:51.23	13 8	0:05:26.83 0:04:12.16	4 6	0:05:22.17	12	0:04:16.02	10		0:29:26.18	+0:00:35.29
8	47	WINTON Katy	 GBR.1993.21730	0:04:18.48 0:05:52.09	15 9	0:05:36.35 0:04:18.45	11 15	0:05:13.88	4	0:04:11.72	4		0:29:30.97	+0:00:40.08
9	46	CONOLLY Ella	 GBR.1998.21859	0:04:12.10 0:05:45.43	7 4	0:05:42.08 0:04:15.97	14 10	0:05:20.85	11	0:04:19.30	14		0:29:35.73	+0:00:44.84
10	50	CHARLES Laura Orbea FOX Enduro Team	 FRA.1995.23500	0:04:17.61 0:05:55.84	12 12	0:05:36.97 0:04:10.36	12 4	0:05:20.27	10	0:04:20.23	15		0:29:41.28	+0:00:50.39
11	48	RICHTER Raphaela Juliana Free Agents	 GER.1997.25746	0:04:11.11 0:05:53.31	5 10	0:05:32.41 0:04:16.86	8 12	0:05:36.29	19	0:04:16.15	11		0:29:46.13	+0:00:55.24
12	7	COOK Becky	 GBR.1986.21664	0:04:17.93 0:05:56.63	14 13	0:05:47.73 0:04:13.96	16 8	0:05:20.05	9	0:04:12.10	6		0:29:48.40	+0:00:57.51
13	3	LANTHIER NADEAU Andreane Rocky Mountain Race Face	 CAN.1993.21609	0:04:16.96 0:06:02.52	11 16	0:05:35.07 0:04:17.83	10 14	0:05:27.45	14	0:04:23.35	19		0:30:03.18	+0:01:12.29

Vittoria EWS Tweed Valley

Innerleithen, Scotland
02 & 03 October 2021











RESULTS OVERALL

Pos	Plate	Name Team	Nat EWS number	Stage 1PRO Stage 5Q	Pos Pos	Stage 2 Stage 6	Pos Pos	Stage 3	Pos	Stage 4	Pos	Penalties	Time	Gap
WOMEN														
14	6	GEHRIG Anita Norco Factory Team	 SUI.1987.21718	0:04:21.78 0:05:54.98	17 11	0:05:40.60 0:04:19.03	13 16	0:05:31.04	16	0:04:19.15	13		0:30:06.58	+0:01:15.69
15	184	TAYLOR Chloe	 GBR.1998.23462	0:04:21.26 0:06:10.90	16 18	0:05:44.88 0:04:25.27	15 18	0:05:25.95	13	0:04:15.15	9		0:30:23.41	+0:01:32.52
16	8	MORRISON Rae Liv Racing	 NZL.1989.21630	0:04:24.04 0:06:01.12	18 15	0:05:54.33 0:04:23.19	17 17	0:05:28.22	15	0:04:21.87	17		0:30:32.77	+0:01:41.88
17	49	GEHRIG Carolin Norco Factory Team	 SUI.1987.21665	0:04:25.87 0:06:00.12	19 14	0:06:01.40 0:04:17.53	21 13	0:05:31.82	18	0:04:22.20	18		0:30:38.94	+0:01:48.05
18	9	MILLER Miranda Kona Factory Team	 CAN.1990.21687	0:04:16.11 0:06:22.17	10 23	0:05:57.94 0:04:16.76	19 11	0:05:31.33	17	0:04:21.40	16		0:30:45.71	+0:01:54.82
19	185	GILL Martha	 GBR.1997.22469	0:04:30.87 0:06:20.80	20 22	0:05:56.60 0:04:25.43	18 19	0:05:38.72	22	0:04:27.32	20		0:31:19.74	+0:02:28.85
20	191	SCHICK Lucy	 CAN.2000.23447	0:04:31.21 0:06:06.37	21 17	0:06:09.25 0:04:26.84	22 20	0:05:43.91	23	0:04:28.46	21		0:31:26.04	+0:02:35.15
21	52	DUVERT Julie Theory Global Enduro Team	 FRA.1996.21719	0:04:35.25 0:06:13.33	24 20	0:06:09.27 0:04:28.43	23 21	0:05:37.98	21	0:04:30.25	22		0:31:34.51	+0:02:43.62
22	190	MORGAN Jessie-may	 GBR.1992.30385	0:04:38.08 0:06:16.90	25 21	0:06:15.35 0:04:35.25	24 23	0:05:37.95	20	0:04:31.88	23		0:31:55.41	+0:03:04.52
23	188	DILLON Sian	 GBR.1994.35457	0:04:33.66 0:06:12.57	23 19	0:06:34.90 0:04:32.28	26 22	0:05:53.53	25	0:04:38.58	24		0:32:25.52	+0:03:34.63
24	189	MAUNSELL Leah	 IRL.1999.22382	0:04:31.93 0:06:28.50	22 25	0:06:37.65 0:04:37.73	27 24	0:05:52.75	24	0:04:43.63	26		0:32:52.19	+0:04:01.30

Vittoria EWS Tweed Valley

Innerleithen, Scotland
02 & 03 October 2021



RESULTS OVERALL

Pos	Plate	Name Team	Nat EWS number	Stage 1PRO Stage 5Q	Pos Pos	Stage 2 Stage 6	Pos Pos	Stage 3	Pos	Stage 4	Pos	Penalties	Time	Gap
WOMEN														
25	194	SHORT Isla	 GBR.1996.38607	0:04:54.41 0:06:26.28	28 24	0:06:00.13 0:04:50.36	20 26	0:06:08.42	28	0:04:40.72	25		0:33:00.32	+0:04:09.43
26	193	LITTORIN SANDBU Anna	 NOR.2000.31919	0:04:44.24 0:07:07.62	27 26	0:06:38.83 0:04:43.68	28 25	0:06:00.82	27	0:04:50.38	27		0:34:05.57	+0:05:14.68
DNF	187	STONE Jessica	 GBR.1990.32154	0:04:08.91	3	0:05:21.80	2	0:05:10.13	3	<u>0:04:07.50</u>	1			
DNF	186	LINN Kera	 USA.1992.38779	0:04:43.99	26	0:06:32.39	25	0:05:54.90	26	0:05:30.08	28			
WOMEN Master 35+														
1	199	PICTON Leonie Liv Racing	 AUS.1986.22420	0:04:35.95 0:06:40.69	1 2	0:06:17.65 0:04:56.09	1 2	0:05:54.82	1	0:04:48.00	1		0:33:13.20	
2	200	SKELTON Becci	 GBR.1983.33703	0:04:49.44 0:06:36.87	2 1	0:06:50.35 0:04:41.75	2 1	0:06:05.75	2	0:04:51.58	2		0:33:55.74	+0:00:42.54
3	201	FILBY Maxine	 GBR.1980.36076	0:05:11.41 0:07:24.39	3 3	0:07:09.88 0:05:13.91	3 3	0:06:37.43	3	0:05:11.03	3		0:36:48.05	+0:03:34.85
4	202	HART Catherine	 GBR.1976.27215	0:05:31.96 0:07:49.27	4 4	0:07:47.58 0:05:38.81	4 4	0:06:46.56	4	0:05:38.48	4		0:39:12.66	+0:05:59.46
WOMEN Under 21														
1	196	HENDERSON Polly	 GBR.2001.22368	0:04:18.75 0:06:01.63	1 1	0:05:28.33 0:04:19.81	1 1	0:05:17.87	1	0:04:17.03	1		0:29:43.42	
2	195	RIVA Sophie	 ITA.2003.33949	0:04:27.05 0:06:30.02	2 2	0:05:48.48 0:04:30.70	2 2	0:05:37.72	2	0:04:37.45	2		0:31:31.42	+0:01:48.00

Vittoria EWS Tweed Valley

Innerleithen, Scotland
02 & 03 October 2021

RESULTS OVERALL

Pos	Plate	Name Team	Nat EWS number	Stage 1PRO Stage 5Q	Pos Pos	Stage 2 Stage 6	Pos Pos	Stage 3	Pos	Stage 4	Pos	Penalties	Time	Gap
WOMEN Under 21														
3	197	FLEWITT Ellen	 GBR.2001.30353	0:04:43.32 0:06:49.97	3 3	0:06:55.87 0:04:40.28	4 3	0:06:02.30	3	0:05:03.20	4		0:34:14.94	+0:04:31.52
4	198	HENRY Justine Urge Pyrenees Gravity	 FRA.2003.32717	0:04:57.52 0:06:55.80	4 4	0:06:48.90 0:04:51.92	3 4	0:06:03.76	4	0:05:01.12	3	0:01:00.00	0:35:39.02	+0:05:55.60

Vittoria EWS Tweed Valley

Innerleithen, Scotland
02 & 03 October 2021

RESULTS OVERALL

Penalties details

Plate	Name	Penalty	Description	Location
7	RUDE JR Richard	DSQ		S1
23	LUKASIK Slawomir	DSQ		S1
198	HENRY Justine	00:01:00	Late at check point	S6 Start

Statistics

Entries / Nations	Finished	DNF	DSQ	DNS	Weather	Temperature	Distance	Elevation
199 / 23	185	8	2	4	Sunny intervals, fresh breeze	13 °C	37.6 km	+1860 m

DNF: did not finish · DNS: did not start · DSQ: disqualified