






























RESULTS OVERALL

Pos	Plate	Name Team	Nat EWS number	Stage 1PRO Stage 5	Pos Pos	Stage 2	Pos	Stage 3Q	Pos	Stage 4	Pos	Penalties	Time	Gap
MEN														
1	21	MOIR Jack Canyon Collective	 AUS.1994.33430	0:02:20.14 <u>0:02:19.25</u>	2 1	<u>0:05:14.47</u>	1	<u>0:10:40.04</u>	1	0:04:02.61	6		0:24:36.51	
2	11	MELAMED Jesse Rocky Mountain Race Face	 CAN.1992.21596	0:02:24.05 0:02:23.89	14 9	0:05:16.14	3	0:10:46.06	5	0:04:01.00	2		0:24:51.14	+0:00:14.63
3	3	MIQUEL Kevin Specialized Racing	 FRA.1991.21704	0:02:21.32 0:02:26.55	4 21	0:05:20.35	10	0:10:44.54	4	0:04:01.55	3		0:24:54.31	+0:00:17.80
4	31	MAES Martin GT Factory Racing	 BEL.1997.21636	<u>0:02:19.10</u> 0:02:25.60	1 17	0:05:15.75	2	0:10:42.45	2	0:04:11.86	23		0:24:54.76	+0:00:18.25
5	7	RUDE JR Richard Yeti / Fox Factory Team	 USA.1995.21739	0:02:20.98 0:02:19.40	3 2	0:05:18.79	6	0:10:49.31	10	0:04:06.66	12		0:24:55.14	+0:00:18.63
6	10	JOHANSEN Zakarias Ibis Enduro Team	 SWE.1992.21863	0:02:24.76 0:02:24.58	20 12	0:05:19.12	8	0:10:47.02	6	<u>0:04:00.39</u>	1		0:24:55.87	+0:00:19.36
7	27	WOOLLEY Kasper Yeti / OneUp PRO Team	 CAN.1999.21348	0:02:24.10 0:02:22.95	15 7	0:05:19.85	9	0:10:47.97	8	0:04:08.32	18		0:25:03.19	+0:00:26.68
8	23	LUKASIK Slawomir	 POL.1993.24876	0:02:38.05 0:02:21.77	83 3	0:05:18.70	5	0:10:43.03	3	0:04:01.87	4		0:25:03.42	+0:00:26.91
9	4	TORDO Dimitri Canyon Collective	 FRA.1993.21764	0:02:23.93 0:02:22.77	12 6	0:05:22.57	11	0:10:50.45	12	0:04:05.65	9		0:25:05.37	+0:00:28.86
10	22	BORGES Jose Canyon Collective	 POR.1990.21669	0:02:25.65 0:02:26.06	27 19	0:05:23.29	13	0:10:49.18	9	0:04:01.87	4		0:25:06.05	+0:00:29.54










RESULTS OVERALL

Pos	Plate	Name Team	Nat EWS number	Stage 1PRO Stage 5	Pos Pos	Stage 2	Pos	Stage 3Q	Pos	Stage 4	Pos	Penalties	Time	Gap
MEN														
11	24	DENIAUD Youn Giant Factory Off-Road	 FRA.1996.22994	0:02:24.60 0:02:28.23	18 29	0:05:18.91	7	0:10:49.93	11	0:04:06.42	11		0:25:08.09	+0:00:31.58
12	28	OTON Damien Orbea FOX Enduro Team	 FRA.1987.21728	0:02:23.55 0:02:26.13	11 20	0:05:28.39	22	0:10:47.40	7	0:04:08.19	16		0:25:13.66	+0:00:37.15
13	30	VENDEMMIA Mirco Fastlight-Abetone	 ITA.1998.21871	0:02:24.23 0:02:24.75	16 14	0:05:23.75	15	0:10:57.52	17	0:04:07.73	15		0:25:17.98	+0:00:41.47
14	2	NICOLAI Florian Trek Factory Racing	 FRA.1993.21749	0:02:24.63 0:02:21.78	19 4	0:05:29.59	27	0:10:55.32	15	0:04:06.85	13		0:25:18.17	+0:00:41.66
15	13	WALLNER Robin Ibis Enduro Team	 SWE.1988.21594	0:02:21.95 0:02:23.92	7 10	0:05:26.10	19	0:11:04.21	25	0:04:04.68	7		0:25:20.86	+0:00:44.35
16	43	VERNER Rhys Forbidden Synthesis	 CAN.1997.22407	0:02:21.67 0:02:25.05	6 16	0:05:17.56	4	0:10:58.82	20	0:04:17.97	49		0:25:21.07	+0:00:44.56
17	38	TEXTOR Christian Team BULLS	 GER.1990.22845	0:02:28.18 0:02:30.65	40 41	0:05:23.42	14	0:10:56.15	16	0:04:05.12	8		0:25:23.52	+0:00:47.01
18	64	CARBALLO GONZALEZ Edgar Orbea FOX Enduro Team	 ESP.1988.30531	0:02:23.20 0:02:21.90	9 5	0:05:23.15	12	0:11:00.29	22	0:04:15.16	40		0:25:23.70	+0:00:47.19
19	14	LUCAS Cole Ibis Enduro Team	 NZL.1998.23013	0:02:33.38 0:02:28.73	60 30	0:05:27.30	20	0:10:53.07	14	0:04:06.28	10		0:25:28.76	+0:00:52.25
20	5	DAILLY Adrien Lapierre Zipp Collective	 FRA.1996.21677	0:02:25.48 0:02:29.55	25 37	0:05:25.88	18	0:10:57.57	19	0:04:12.37	27		0:25:30.85	+0:00:54.34

RESULTS OVERALL

Pos	Plate	Name Team	Nat EWS number	Stage 1PRO Stage 5	Pos Pos	Stage 2	Pos	Stage 3Q	Pos	Stage 4	Pos	Penalties	Time	Gap
MEN														
21	61	PERSAK Vid Orbea FOX Enduro Team	 SLO.1996.22810	0:02:24.38 0:02:27.50	17 23	0:05:33.13	39	0:10:57.53	18	0:04:10.94	22		0:25:33.48	+0:00:56.97
22	33	PIGEON Hugo Scott SR Suntour Enduro Team	 FRA.1996.23507	0:02:22.88 0:02:23.25	8 8	0:05:31.44	33	0:11:05.15	29	0:04:13.21	29		0:25:35.93	+0:00:59.42
23	62	ROPELATO Mitch	 USA.1992.22734	0:02:26.82 0:02:29.10	33 34	0:05:25.42	17	0:11:04.35	26	0:04:10.65	20		0:25:36.34	+0:00:59.83
24	29	MURRAY Charles Specialized Racing	 NZL.1996.22752	0:02:23.94 0:02:27.85	13 25	0:05:32.63	37	0:11:01.77	24	0:04:13.29	30		0:25:39.48	+0:01:02.97
25	41	SECONDI Nathan Fulgur Factory Team	 FRA.1999.22133	0:02:23.43 0:02:24.00	10 11	0:05:29.55	25	0:11:05.45	31	0:04:17.52	48		0:25:39.95	+0:01:03.44
26	63	LUTHI Patrick	 SUI.1992.22607	0:02:25.63 0:02:25.65	26 18	0:05:33.65	42	0:11:00.78	23	0:04:15.68	44		0:25:41.39	+0:01:04.88
27	34	CHARLES Clement Rossignol Factory Team	 FRA.1994.22206	0:02:25.10 0:02:24.97	23 15	0:05:30.30	31	0:11:10.72	38	0:04:10.66	21		0:25:41.75	+0:01:05.24
28	37	CALLAGHAN Gregory Devinci Global Racing	 IRL.1991.21827	0:02:24.88 0:02:28.94	22 33	0:05:30.27	29	0:11:05.35	30	0:04:12.35	26		0:25:41.79	+0:01:05.28
29	60	FEARON Connor Kona Factory Team	 AUS.1994.24834	0:02:25.37 0:02:30.36	24 39	0:05:28.00	21	0:11:08.87	36	0:04:11.93	24		0:25:44.53	+0:01:08.02
30	96	WALL Evan Orbea FOX Enduro Team	 CAN.1999.23531	0:02:25.85 0:02:26.70	28 22	0:05:35.47	50	0:11:04.47	27	0:04:13.35	31		0:25:45.84	+0:01:09.33

RESULTS OVERALL

Pos	Plate	Name Team	Nat EWS number	Stage 1PRO Stage 5	Pos Pos	Stage 2	Pos	Stage 3Q	Pos	Stage 4	Pos	Penalties	Time	Gap
MEN														
31	77	FRANCARDO Tommaso	 ITA.1997.22813	0:02:29.07 0:02:34.64	43 55	0:05:28.72	23	0:11:08.65	34	0:04:08.21	17		0:25:49.29	+0:01:12.78
32	40	VEZINA McKay Giant Factory Off-Road	 CAN.1995.21632	0:02:33.30 0:02:30.59	59 40	0:05:24.83	16	0:11:14.81	47	0:04:07.60	14		0:25:51.13	+0:01:14.62
33	105	CHARVAT Matej	 CZE.1985.30440	0:02:35.57 0:02:28.74	70 31	0:05:29.65	28	0:11:07.17	33	0:04:12.00	25		0:25:53.13	+0:01:16.62
34	26	HEAP Elliott Chain Reaction Cycles	 GBR.1998.21783	0:02:26.30 0:02:24.70	31 13	0:05:30.35	32	0:11:17.73	54	0:04:15.06	39		0:25:54.14	+0:01:17.63
35	32	GALY Theo Sunn French Connexion By Alpe D'Huez	 FRA.1990.21691	0:02:27.53 0:02:30.22	36 38	0:05:29.58	26	0:11:13.03	43	0:04:16.92	46		0:25:57.28	+0:01:20.77
36	6	GAUVIN Remi Rocky Mountain Race Face	 CAN.1992.21624	0:02:38.40 0:02:27.79	86 24	0:05:30.27	29	0:11:05.75	32	0:04:15.30	41		0:25:57.51	+0:01:21.00
37	42	LARBEOU Guillaume Sunn French Connexion By Alpe D'Huez	 FRA.1994.25575	0:02:30.63 0:02:27.99	50 26	0:05:31.59	34	0:11:12.68	41	0:04:14.83	36		0:25:57.72	+0:01:21.21
38	66	NATION Joseph Pole Enduro Race Team	 NZL.1989.21670	0:02:28.17 0:02:31.00	39 44	0:05:35.20	47	0:11:12.92	42	0:04:15.55	43		0:26:02.84	+0:01:26.33
39	75	BAUD Eliott	 FRA.1998.22053	0:02:32.68 0:02:28.02	58 27	0:05:37.95	61	0:11:09.46	37	0:04:14.97	37		0:26:03.08	+0:01:26.57











RESULTS OVERALL

Pos	Plate	Name Team	Nat EWS number	Stage 1PRO Stage 5	Pos Pos	Stage 2	Pos	Stage 3Q	Pos	Stage 4	Pos	Penalties	Time	Gap
MEN														
40	65	TORRALBA GARASA Juan Gabriel Orbea FOX Enduro Team	ESP.1997.21633	0:02:37.95 0:02:30.80	81 42	0:05:35.82	51	0:11:04.88	28	0:04:14.50	33		0:26:03.95	+0:01:27.44
41	72	FRANCK Gilles	BEL.2000.22291	0:02:28.20 0:02:29.20	41 35	0:05:31.69	35	0:11:22.40	59	0:04:16.52	45		0:26:08.01	+0:01:31.50
42	73	GRANT Kelan Chain Reaction Cycles	IRL.1993.21773	0:02:28.08 0:02:28.10	37 28	0:05:38.50	63	0:11:19.24	57	0:04:14.57	34		0:26:08.49	+0:01:31.98
43	107	BLAHA Vojtech	CZE.1999.22684	0:02:27.25 0:02:33.85	35 50	0:05:34.53	45	0:11:15.85	51	0:04:17.20	47		0:26:08.68	+0:01:32.17
44	163	BERTA Matteo	ITA.1995.21891	0:02:34.70 0:02:29.54	64 36	0:05:35.97	52	0:11:15.30	50	0:04:14.97	37		0:26:10.48	+0:01:33.97
45	81	PESENTI Marcello	ITA.1994.21853	0:02:37.90 0:02:35.68	80 62	0:05:33.65	42	0:11:11.94	39	0:04:13.92	32		0:26:13.09	+0:01:36.58
46	70	GAILLOT Baptiste	FRA.1991.21771	0:02:35.17 0:02:33.95	67 51	0:05:36.93	57	0:11:15.87	52	0:04:12.52	28		0:26:14.44	+0:01:37.93
47	82	DRACH Torben	GER.1998.22419	0:02:28.48 0:02:30.85	42 43	0:05:37.78	60	0:11:14.80	46	0:04:23.02	55		0:26:14.93	+0:01:38.42
48	84	MYSIK Milan	CZE.1993.22051	0:02:35.53 0:02:28.90	69 32	0:05:42.84	70	0:11:15.27	48	0:04:15.32	42		0:26:17.86	+0:01:41.35
49	95	KRASNY Carter	CAN.1999.22027	0:02:34.55 0:02:34.82	63 58	0:05:36.16	53	0:11:18.02	55	0:04:19.07	50		0:26:22.62	+0:01:46.11











RESULTS OVERALL

Pos	Plate	Name Team	Nat EWS number	Stage 1PRO Stage 5	Pos Pos	Stage 2	Pos	Stage 3Q	Pos	Stage 4	Pos	Penalties	Time	Gap
MEN														
50	106	KNAPEC Martin	SVK.1994.26017	0:02:32.20 0:02:34.75	55 57	0:05:38.48	62	0:11:14.77	45	0:04:26.45	66		0:26:26.65	+0:01:50.14
51	15	NEER Shawn Yeti / Fox Factory Team	USA.1991.21712	0:02:42.02 0:02:33.08	106 47	0:05:36.23	54	0:11:13.47	44	0:04:22.25	53		0:26:27.05	+0:01:50.54
52	86	SELF Daniel Theory Global Enduro Team	NZL.1998.21834	0:02:38.03 0:02:36.32	82 66	0:05:35.32	48	0:11:15.28	49	0:04:22.50	54		0:26:27.45	+0:01:50.94
53	91	MOROTTI Hugo	FRA.2000.24522	0:02:26.45 0:02:36.37	32 67	0:05:41.21	68	0:11:18.85	56	0:04:25.35	63		0:26:28.23	+0:01:51.72
54	83	AGURTO GALLEGUILLOS Felipe Ignacio	CHI.2000.22474	0:02:24.78 0:02:42.73	21 83	0:05:36.24	55	0:11:24.02	62	0:04:25.90	64		0:26:33.67	+0:01:57.16
55	67	BLAIR Lachlan Orange Factory Racing	GBR.1995.21426	0:02:30.04 0:02:34.58	48 54	0:05:45.03	75	0:11:28.47	68	0:04:25.07	62		0:26:43.19	+0:02:06.68
56	138	LUPATO Alex	ITA.1989.22851	0:02:37.77 0:02:31.00	78 44	0:05:51.25	87	0:11:23.08	61	0:04:21.35	51		0:26:44.45	+0:02:07.94
57	176	HANOUX Simon	FRA.1992.37311	0:02:31.86 0:02:34.69	53 56	0:05:41.78	69	0:11:32.00	77	0:04:28.21	69		0:26:48.54	+0:02:12.03
58	87	CONNELL Joseph Orange Factory Racing	GBR.1994.21745	0:02:34.27 0:02:34.12	62 52	0:05:38.87	64	0:11:35.53	85	0:04:26.75	67		0:26:49.54	+0:02:13.03
59	8	WALKER Matthew Pivot Factory Racing	NZL.1990.21846	0:02:21.60 0:03:57.55	5 132	0:05:31.93	36	0:10:51.48	13	0:04:09.27	19		0:26:51.83	+0:02:15.32

RESULTS OVERALL

Pos	Plate	Name Team	Nat EWS number	Stage 1PRO Stage 5	Pos Pos	Stage 2	Pos	Stage 3Q	Pos	Stage 4	Pos	Penalties	Time	Gap
MEN														
60	79	SERVANT Camille	 FRA.1994.22691	0:02:29.80 0:02:36.70	45 68	0:05:40.88	67	0:11:22.92	60	0:04:42.82	109		0:26:53.12	+0:02:16.61
61	90	HEBERT Ambroise	 FRA.1993.21934	0:02:32.12 0:02:35.75	54 63	0:05:51.67	89	0:11:30.94	75	0:04:23.80	58		0:26:54.28	+0:02:17.77
62	88	PFEIL Max	 GER.1998.27442	0:02:32.31 0:02:36.15	56 64	0:05:47.17	78	0:11:36.55	89	0:04:24.12	60		0:26:56.30	+0:02:19.79
63	189	GRILLANDA Fabio	 	0:02:29.97 0:03:05.84	47 127	0:05:33.13	39	0:11:33.65	83	0:04:14.77	35		0:26:57.36	+0:02:20.85
64	104	JANSER Robin	 SUI.2000.25837	0:02:42.60 0:02:37.37	109 72	0:05:39.08	65	0:11:28.80	70	0:04:30.31	79		0:26:58.16	+0:02:21.65
65	115	GALLAGHER Christopher	 GBR.1993.23014	0:02:45.03 0:02:37.55	114 73	0:05:39.63	66	0:11:27.95	67	0:04:28.25	70		0:26:58.41	+0:02:21.90
66	142	VOTH Janik	 GER.1997.25435	0:02:39.68 0:02:43.15	92 85	0:05:43.23	71	0:11:29.10	71	0:04:23.30	56		0:26:58.46	+0:02:21.95
67	92	ESCUDIER Thomas	 FRA.1991.21945	0:02:33.98 0:02:35.07	61 59	0:05:54.46	104	0:11:30.15	73	0:04:29.90	74		0:27:03.56	+0:02:27.05
68	131	FEJER Max Team Dorrong Enduro	 AUT.2000.21703	0:02:36.18 0:02:32.44	73 46	0:05:54.93	107	0:11:32.08	78	0:04:30.18	78		0:27:05.81	+0:02:29.30
69	102	ARNAUD Quentin Sunn French Connexion By Alpe D'Huez	 FRA.1994.22628	0:02:38.50 0:02:34.57	87 53	0:05:47.45	80	0:11:37.45	90	0:04:29.05	71		0:27:07.02	+0:02:30.51

RESULTS OVERALL

Pos	Plate	Name Team	Nat EWS number	Stage 1PRO Stage 5	Pos Pos	Stage 2	Pos	Stage 3Q	Pos	Stage 4	Pos	Penalties	Time	Gap
MEN														
70	127	OPPLIGER Timothee	 SUI.1992.21701	0:02:39.80 0:02:38.44	93 76	0:05:52.09	91	0:11:27.19	65	0:04:29.64	72		0:27:07.16	+0:02:30.65
71	140	LUPATO Denny	 ITA.1992.22852	0:02:42.93 0:02:37.15	112 70	0:05:52.20	92	0:11:31.65	76	0:04:23.82	59		0:27:07.75	+0:02:31.24
72	103	LORENZ Mehdi	 SUI.1993.27619	0:02:34.88 0:02:35.26	65 60	0:05:50.66	84	0:11:39.85	92	0:04:27.55	68		0:27:08.20	+0:02:31.69
73	113	GROTTI Nicola Fastlight-Abetone	 ITA.2000.21925	0:02:46.65 0:02:42.91	123 84	0:05:44.64	74	0:11:30.40	74	0:04:24.25	61		0:27:08.85	+0:02:32.34
74	119	MIHALKOVITS Peter	 AUT.1993.23608	0:02:39.05 0:02:38.20	91 75	0:05:51.95	90	0:11:36.37	88	0:04:26.38	65		0:27:11.95	+0:02:35.44
75	120	PETER Stefan	 SUI.1992.23004	0:02:36.45 0:02:40.19	75 79	0:05:53.65	98	0:11:24.83	63	0:04:36.96	101		0:27:12.08	+0:02:35.57
76	133	LANDMARK Ola Javold	 NOR.1999.25289	0:02:37.78 0:02:40.35	79 80	0:05:53.70	99	0:11:32.35	79	0:04:29.93	75		0:27:14.11	+0:02:37.60
77	122	DERKUM Christian	 GER.1991.23043	0:02:40.03 0:02:44.65	97 92	0:05:47.12	77	0:11:29.18	72	0:04:33.28	89		0:27:14.26	+0:02:37.75
78	151	DODINO Giacomo	 ITA.1994.22466	0:02:45.67 0:02:45.94	117 98	0:05:47.91	81	0:11:35.20	84	0:04:21.48	52		0:27:16.20	+0:02:39.69
79	157	LARSSON Adam	 SWE.2000.30837	0:02:40.00 0:02:37.33	96 71	0:05:51.58	88	0:11:38.80	91	0:04:29.75	73		0:27:17.46	+0:02:40.95

RESULTS OVERALL

Pos	Plate	Name Team	Nat EWS number	Stage 1PRO Stage 5	Pos Pos	Stage 2	Pos Pos	Stage 3Q	Pos Pos	Stage 4	Pos Pos	Penalties	Time	Gap
MEN														
80	125	HUTCHENS Chris	 GBR.1989.22999	0:02:38.90 0:02:36.24	90 65	0:05:55.79	110	0:11:35.82	87	0:04:33.25	88		0:27:20.00	+0:02:43.49
81	97	TOOKE Jacob	 CAN.1999.22078	0:02:46.87 0:02:42.42	126 82	0:05:47.43	79	0:11:32.62	80	0:04:30.78	81		0:27:20.12	+0:02:43.61
82	78	RAIMONDI Matteo	 ITA.1995.22277	0:03:21.60 0:02:33.25	147 49	0:05:35.40	49	0:11:15.96	53	0:04:34.04	90		0:27:20.25	+0:02:43.74
83	137	DALPIAN Davide	 ITA.1997.21865	0:02:38.56 0:02:47.83	88 105	0:05:48.10	82	0:11:33.52	82	0:04:33.00	86		0:27:21.01	+0:02:44.50
84	143	VOTH Laurin	 GER.2000.25451	0:02:37.38 0:02:37.62	77 74	0:05:51.05	86	0:11:46.05	98	0:04:30.64	80		0:27:22.74	+0:02:46.23
85	175	MONTAGNI Mirco	 ITA.1993.27437	0:02:35.47 0:02:39.94	68 78	0:05:53.36	96	0:11:46.95	102	0:04:30.02	76		0:27:25.74	+0:02:49.23
86	168	SNOW Harry	 GBR.1993.38162	0:02:38.70 0:02:45.32	89 96	0:05:57.08	113	0:11:35.58	86	0:04:32.27	85		0:27:28.95	+0:02:52.44
87	109	RYAN Fergus	 GBR.1993.22458	0:02:41.67 0:02:51.47	103 114	0:05:52.23	93	0:11:28.74	69	0:04:35.22	95		0:27:29.33	+0:02:52.82
88	124	OMDAL Oskar	 NOR.2000.32277	0:02:32.32 0:02:48.98	57 110	0:05:50.71	85	0:11:42.86	94	0:04:34.58	94		0:27:29.45	+0:02:52.94
89	118	MUELLER Igor WeRide Racing Team	 SUI.1996.22665	0:02:35.15 0:02:43.15	66 85	0:05:54.05	100	0:11:44.17	96	0:04:34.45	93		0:27:30.97	+0:02:54.46







RESULTS OVERALL

Pos	Plate	Name Team	Nat EWS number	Stage 1PRO Stage 5	Pos Pos	Stage 2	Pos Pos	Stage 3Q	Pos Pos	Stage 4	Pos Pos	Penalties	Time	Gap
MEN														
90	135	BISSON Zian	FRA.2000.26059	0:02:47.75 0:02:44.35	129 88	0:05:45.83	76	0:11:26.53	64	0:04:48.71	118		0:27:33.17	+0:02:56.66
91	121	RENZ Daniel	GER.1996.26028	0:02:40.14 0:02:44.35	98 88	0:05:54.10	101	0:11:41.57	93	0:04:33.12	87		0:27:33.28	+0:02:56.77
92	114	LICHTEN Maxime	BEL.1996.36298	0:02:36.05 0:02:43.73	72 87	0:05:59.52	118	0:11:43.65	95	0:04:31.35	84		0:27:34.30	+0:02:57.79
93	158	FAGERBERG Philip	SWE.1996.25802	0:02:40.79 0:02:45.04	100 93	0:05:54.23	102	0:11:46.20	99	0:04:30.08	77		0:27:36.34	+0:02:59.83
94	110	CARROLL Gavin	IRL.1993.35848	0:02:41.93 0:02:39.85	104 77	0:05:53.50	97	0:11:49.31	104	0:04:34.43	92		0:27:39.02	+0:03:02.51
95	161	JENNI Luca	SUI.1999.36806	0:02:40.47 0:02:36.96	99 69	0:05:59.83	119	0:11:49.99	105	0:04:34.12	91		0:27:41.37	+0:03:04.86
96	80	CASADEI Nicola	ITA.1989.21878	0:02:29.80 0:02:33.21	45 48	0:05:57.66	114	0:11:20.42	58	0:05:23.51	134		0:27:44.60	+0:03:08.09
97	153	LETAK Petr	CZE.1993.23009	0:02:52.17 0:02:44.48	135 91	0:05:54.23	102	0:11:44.51	97	0:04:31.05	83		0:27:46.44	+0:03:09.93
98	173	ORSENIGO Marco	ITA.1997.37352	0:02:42.43 0:02:48.28	107 106	0:05:55.19	109	0:11:53.25	110	0:04:30.86	82		0:27:50.01	+0:03:13.50
99	160	TUCKER Richard	GBR.1991.36353	0:02:46.32 0:02:45.20	120 94	0:05:57.97	115	0:11:46.68	100	0:04:36.54	98		0:27:52.71	+0:03:16.20

RESULTS OVERALL

Pos	Plate	Name Team	Nat EWS number	Stage 1PRO Stage 5	Pos Pos	Stage 2	Pos	Stage 3Q	Pos	Stage 4	Pos	Penalties	Time	Gap
MEN														
100	184	WUENSCHER Anton Lauritz	GER.1993.33245	0:02:35.60 0:02:48.84	71 109	0:05:54.49	105	0:11:51.07	106	0:04:45.27	115		0:27:55.27	+0:03:18.76
101	94	WILSON Thomas Orange Factory Racing	GBR.2000.22553	0:02:36.47 0:02:46.14	76 99	0:05:56.08	111	0:11:57.25	117	0:04:40.68	105		0:27:56.62	+0:03:20.11
102	187	SITTA Dominique	ITA.1997.34836	0:02:52.57 0:02:46.24	138 100	0:06:01.47	125	0:11:46.81	101	0:04:36.57	99		0:28:03.66	+0:03:27.15
103	111	BURNS CONTRERAS Jeronimo	CHI.2000.33352	0:02:51.99 0:02:44.42	134 90	0:05:58.10	116	0:11:53.05	109	0:04:38.67	102		0:28:06.23	+0:03:29.72
104	129	SCHWENK Robert	GER.1994.23041	0:02:43.97 0:02:45.22	113 95	0:06:00.22	121	0:11:55.92	114	0:04:41.67	106		0:28:07.00	+0:03:30.49
105	145	HASSFELD Joel	GER.1998.33907	0:02:45.68 0:02:52.13	118 115	0:05:53.22	95	0:11:58.41	121	0:04:39.27	104		0:28:08.71	+0:03:32.20
106	147	MORRA Gwenael	FRA.1990.24830	0:02:39.85 0:02:45.43	94 97	0:06:08.45	138	0:12:01.80	123	0:04:36.68	100		0:28:12.21	+0:03:35.70
107	132	DEMUYLDER Jonas	BEL.1997.25196	0:02:46.85 0:02:46.66	125 101	0:06:08.21	136	0:11:56.10	115	0:04:35.93	96		0:28:13.75	+0:03:37.24
108	117	SUKCHANYA Chinnapat	THA.2000.39129	0:02:48.98 0:02:47.58	131 104	0:05:59.97	120	0:11:59.27	122	0:04:38.85	103		0:28:14.65	+0:03:38.14
109	169	COUTURE Charles	CAN.1999.29610	0:02:42.87 0:02:57.40	111 125	0:05:54.87	106	0:11:56.29	116	0:04:44.05	110		0:28:15.48	+0:03:38.97











RESULTS OVERALL

Pos	Plate	Name Team	Nat EWS number	Stage 1PRO Stage 5	Pos Pos	Stage 2	Pos	Stage 3Q	Pos	Stage 4	Pos	Penalties	Time	Gap
MEN														
110	188	MAIRHOFER Andreas	 ITA.1998.25438	0:02:41.50 0:02:46.70	101 102	0:06:00.78	124	0:11:57.64	120	0:04:49.18	120		0:28:15.80	+0:03:39.29
111	155	HORNQVIST Adrian	 SWE.1987.23208	0:02:46.90 0:02:48.29	127 107	0:06:03.08	128	0:11:57.50	119	0:04:48.28	117		0:28:24.05	+0:03:47.54
112	171	BELLINGER Corey	 USA.1988.32389	0:02:57.98 0:02:46.70	143 102	0:06:09.95	142	0:11:53.41	111	0:04:36.27	97		0:28:24.31	+0:03:47.80
113	130	HOBON CARRASCO Pablo	 CHI.1992.33496	0:02:47.90 0:02:40.75	130 81	0:06:02.91	127	0:12:12.27	128	0:04:41.67	106		0:28:25.50	+0:03:48.99
114	174	FURLANI Gianluca	 ITA.1999.39383	0:02:51.47 0:02:51.40	133 113	0:06:00.47	122	0:11:53.75	112	0:04:49.88	122		0:28:26.97	+0:03:50.46
115	112	DIEU Antonio	 FRA.1989.26701	0:02:42.65 0:02:51.20	110 112	0:06:02.20	126	0:11:57.32	118	0:04:53.91	130		0:28:27.28	+0:03:50.77
116	101	DAUMAS Theo	 FRA.1996.21873	0:02:36.42 0:03:16.50	74 130	0:05:52.63	94	0:11:47.10	103	0:04:57.92	132		0:28:30.57	+0:03:54.06
117	152	SZYMCZUK Lukasz	 POL.1995.23313	0:03:47.25 0:02:35.37	149 61	0:05:44.56	73	0:11:32.77	81	0:04:50.87	126		0:28:30.82	+0:03:54.31
118	123	BEAN Nicolas Theory Global Enduro Team	 USA.1999.22730	0:03:00.39 0:02:49.75	146 111	0:05:56.58	112	0:12:01.83	124	0:04:44.30	111		0:28:32.85	+0:03:56.34
119	183	CLAUDI Julian	 GER.1999.33500	0:02:41.53 0:02:55.36	102 123	0:06:08.83	140	0:12:09.15	126	0:04:44.59	113		0:28:39.46	+0:04:02.95











RESULTS OVERALL

Pos	Plate	Name Team	Nat EWS number	Stage 1PRO Stage 5	Pos Pos	Stage 2	Pos	Stage 3Q	Pos	Stage 4	Pos	Penalties	Time	Gap
120	164	KOLAR Michael	SVK.1992.30439	0:02:47.02 0:02:54.53	128 122	0:06:03.38	130	0:12:13.13	130	0:04:44.46	112		0:28:42.52	+0:04:06.01
121	136	BERTUSSI Florian	FRA.1995.26303	0:02:46.52 0:02:52.33	122 117	0:06:05.10	133	0:12:13.88	131	0:04:47.73	116		0:28:45.56	+0:04:09.05
122	149	GIACOBINI Stefano Mad Wheels - Enduro Team	ITA.2000.22864	0:02:53.45 0:02:52.70	140 118	0:06:03.33	129	0:12:04.73	125	0:04:52.80	128		0:28:47.01	+0:04:10.50
123	150	MARCHESE Francesco Mad Wheels - Enduro Team	ITA.2000.32885	0:02:45.53 0:02:48.47	116 108	0:06:15.04	146	0:12:10.15	127	0:04:50.27	124		0:28:49.46	+0:04:12.95
124	177	COLANGE Vincent	FRA.1990.21932	0:02:46.47 0:02:52.77	121 119	0:06:11.91	144	0:12:14.65	132	0:04:49.09	119		0:28:54.89	+0:04:18.38
125	154	BAILLIF Florent	SUI.1998.32580	0:02:50.07 0:02:52.20	132 116	0:06:08.62	139	0:12:19.45	135	0:04:44.78	114		0:28:55.12	+0:04:18.61
126	181	CHRIST Jan	GER.1998.25376	0:02:53.91 0:02:54.32	141 121	0:06:13.88	145	0:12:12.58	129	0:04:50.20	123		0:29:04.89	+0:04:28.38
127	116	ROSSI Saben	USA.1985.23371	0:02:41.95 0:03:27.50	105 131	0:06:11.65	143	0:11:52.56	107	0:04:53.08	129		0:29:06.74	+0:04:30.23
128	148	GIACOBINI Francesco Mad Wheels - Enduro Team	ITA.1998.22865	0:02:52.90 0:02:55.73	139 124	0:06:05.83	134	0:12:27.14	137	0:04:52.55	127		0:29:14.15	+0:04:37.64
129	165	ANITAN Mihai-Andrei	ROU.1999.35857	0:02:42.48 0:04:02.00	108 133	0:05:58.65	117	0:11:53.94	113	0:04:42.02	108		0:29:19.09	+0:04:42.58

RESULTS OVERALL

Pos	Plate	Name Team	Nat EWS number	Stage 1PRO Stage 5	Pos Pos	Stage 2	Pos Pos	Stage 3Q	Pos Pos	Stage 4	Pos Pos	Penalties	Time	Gap
MEN														
130	126	HEIMEL Paul	 AUT.1987.24509	0:02:58.43 0:02:53.81	145 120	0:06:15.24	147	0:12:22.73	136	0:04:50.40	125		0:29:20.61	+0:04:44.10
131	182	SCHELBERT Aron	 SUI.2000.24501	0:02:56.85 0:03:06.92	142 128	0:06:08.05	135	0:12:15.38	133	0:04:56.93	131		0:29:24.13	+0:04:47.62
132	179	SCHNETTLER Christoph Felix	 GER.1992.33926	0:02:46.65 0:03:05.25	123 126	0:06:08.32	137	0:12:28.71	138	0:07:26.99	136		0:31:55.92	+0:07:19.41
133	25	VIDAL Antoine Commencal Enduro Team	 FRA.2001.25035	0:02:26.15 0:08:15.57	29 134	0:05:34.00	44	0:11:00.25	21	0:05:10.45	133	0:05:00.00	0:37:26.42	+0:12:49.91
134	186	VARBANOV Stoyan	 BUL.1993.33464	0:02:52.55 0:09:11.07	137 135	0:06:03.76	131	0:12:17.22	134	0:04:49.29	121	0:05:00.00	0:40:13.89	+0:15:37.38
135	85	RICHARDSON John	 USA.1999.22929	0:02:38.20 0:03:16.22	85 129	0:05:34.66	46	0:25:29.68	141	0:04:23.50	57		0:41:22.26	+0:16:45.75
DNF	69	KANGAS Oliwer	 SWE.1992.33903	0:02:27.18	34	0:05:33.00	38	0:11:08.85	35	0:07:06.92	135			
DNF	68	GARAY TAMAYO Iago Santa Cruz	 ESP.1991.21707	0:02:28.15	38	0:05:36.45	56	0:11:12.38	40					
DNF	71	CURE Alexandre	 FRA.1993.21675	0:02:29.74	44	0:05:33.17	41	0:11:27.91	66					
DNF	1	HILL Samuel Chain Reaction Cycles	 AUS.1985.21775	0:04:08.42	150	0:05:37.08	58	0:11:52.82	108					

RESULTS OVERALL

Pos	Plate	Name Team	Nat EWS number	Stage 1PRO Stage 5	Pos Pos	Stage 2	Pos Pos	Stage 3Q	Pos Pos	Stage 4	Pos Pos	Penalties	Time	Gap
MEN														
DNF	146	GUERIN Cedric	 FRA.1992.23190	0:02:58.20	144	0:06:42.37	148	0:14:02.50	139					
DNF	35	MENJOU Irene	 FRA.1995.22122	0:02:26.22	30	0:05:28.80	24	0:17:08.90	140					
DNF	74	WRIGHT Keegan Devinci Global Racing	 NZL.1996.21734	0:02:31.76	52	0:05:37.65	59							
DNF	100	TEJCHMAN Premek	 CZE.1988.22389	0:02:31.29	51	0:05:43.45	72							
DNF	134	WILLIAMS Robert	 GBR.1990.22515	0:02:39.90	95	0:05:50.52	83							
DNF	93	BERNET Jonas	 SUI.1994.33390	0:02:38.07	84	0:05:55.03	108							
DNF	144	HANEL Matthias	 GER.1996.23046	0:02:45.27	115	0:06:00.52	123							
DNF	159	HAMMAR Tim	 SWE.1990.36752	0:02:45.99	119	0:06:04.14	132							
DNF	185	PINGITZER Peter	 AUT.1988.30416	0:03:22.48	148	0:06:09.93	141							
DNF	36	JEANDEL Louis Sunn French Connexion By Alpe D'Huez	 FRA.1998.22140	0:02:30.16	49									







RESULTS OVERALL

Pos	Plate	Name Team	Nat EWS number	Stage 1PRO Stage 5	Pos Pos	Stage 2	Pos	Stage 3Q	Pos	Stage 4	Pos	Penalties	Time	Gap
DNF	19	STUTTARD Mathew	 GBR.1993.21661	0:02:52.30	136									
DNS	141	MARI MARI Mariano	 ESP.1997.22453											
DNS	39	STONE Brady Theory Global Enduro Team	 NZL.2000.23119											
DNS	156	SWANBECK Daniel	 SWE.1990.32435											
DNS	180	BARICH Leopold	 GER.1998.22342											

MEN | Master 35+

1	277	FRUET Martino	 ITA.1977.22431	0:02:35.25 <u>0:02:33.12</u>	2 1	0:05:58.27	2	<u>0:11:30.75</u>	1	0:04:37.86	4		0:27:15.25	
2	274	AMOUR Karim	 FRA.1975.21696	<u>0:02:33.00</u> 0:02:35.83	1 3	0:05:59.18	3	0:11:49.78	2	<u>0:04:24.65</u>	1		0:27:22.44	+0:00:07.19
3	278	HUGHES James	 GBR.1979.25577	0:02:37.60 0:02:35.70	3 2	0:06:04.31	5	0:11:57.53	7	0:04:39.60	6		0:27:54.74	+0:00:39.49
4	302	JOHNSEN Espen	 NOR.1980.22840	0:02:47.54 0:02:45.90	9 7	<u>0:05:58.25</u>	1	0:11:50.83	4	0:04:39.38	5		0:28:01.90	+0:00:46.65

RESULTS OVERALL

Pos	Plate	Name Team	Nat EWS number	Stage 1PRO Stage 5	Pos Pos	Stage 2	Pos	Stage 3Q	Pos	Stage 4	Pos	Penalties	Time	Gap
MEN Master 35+														
5	284	ANDRE Simon	 FRA.1981.39387	0:02:45.25 0:02:43.60	5 4	0:06:07.17	6	0:11:55.40	6	0:04:36.47	3		0:28:07.89	+0:00:52.64
6	285	NEGRO Claudio	 SUI.1985.22754	0:02:45.31 0:02:45.32	6 5	0:06:16.73	9	0:11:51.70	5	0:04:40.97	7		0:28:20.03	+0:01:04.78
7	275	CORRE Ludovic	 FRA.1983.21638	0:02:48.30 0:02:47.15	10 8	0:06:02.64	4	0:12:03.65	9	0:04:43.37	8		0:28:25.11	+0:01:09.86
8	280	WEIDEMANN Mads	 DEN.1982.33629	0:02:49.98 0:02:51.57	13 9	0:06:34.97	17	0:11:50.02	3	0:04:35.42	2		0:28:41.96	+0:01:26.71
9	299	ZILAK Frantisek	 CZE.1981.22627	0:02:48.92 0:02:45.80	11 6	0:06:10.13	7	0:12:03.00	8	0:04:56.26	13		0:28:44.11	+0:01:28.86
10	289	MOESLE Niklaus	 SUI.1985.22800	0:02:45.90 0:02:55.75	7 10	0:06:15.64	8	0:12:16.12	11	0:04:52.84	11		0:29:06.25	+0:01:51.00
11	283	CARREZ Cedric Lapierre Zipp Collective	 FRA.1978.23588	0:02:49.41 0:03:00.98	12 14	0:06:27.23	13	0:12:16.03	10	0:04:49.05	10		0:29:22.70	+0:02:07.45
12	279	CIZINSKY Milan	 CZE.1974.22018	0:02:53.27 0:03:07.78	14 19	0:06:26.65	12	0:12:51.33	17	0:04:54.18	12		0:30:13.21	+0:02:57.96
13	294	SALAMIN Raphael	 SUI.1972.33723	0:03:15.27 0:03:04.70	23 16	0:06:21.06	10	0:12:41.58	14	0:04:59.04	14		0:30:21.65	+0:03:06.40
14	296	REISER Christoph	 GER.1986.25635	0:02:47.45 0:02:56.11	8 11	0:06:28.56	14	0:13:13.07	19	0:05:07.22	15		0:30:32.41	+0:03:17.16








RESULTS OVERALL

Pos	Plate	Name Team	Nat EWS number	Stage 1PRO Stage 5	Pos Pos	Stage 2	Pos Pos	Stage 3Q	Pos Pos	Stage 4	Pos Pos	Penalties	Time	Gap
MEN Master 35+														
15	293	BODEUX Xavier	BEL.1976.21936	0:02:53.40 0:03:04.17	15 15	0:06:37.50	19	0:12:49.56	16	0:05:09.57	17		0:30:34.20	+0:03:18.95
16	281	WARD Joe	IRL.1971.22541	0:02:59.53 0:03:14.05	16 22	0:06:40.60	21	0:12:35.25	12	0:05:08.83	16		0:30:38.26	+0:03:23.01
17	305	SASAKI Hiroshi	JPN.1979.30239	0:03:01.00 0:03:07.73	17 18	0:06:32.50	15	0:12:42.88	15	0:05:24.89	20		0:30:49.00	+0:03:33.75
18	292	PAJMA Martin	CZE.1977.22282	0:03:02.75 0:03:10.67	18 20	0:06:46.30	22	0:13:15.14	21	0:05:24.65	19		0:31:39.51	+0:04:24.26
19	300	MICHALEK Viktor	SVK.1980.35835	0:03:08.95 0:03:07.57	20 17	0:06:40.48	20	0:13:07.34	18	0:05:43.48	23		0:31:47.82	+0:04:32.57
20	282	DAUMAS Eric	FRA.1968.22075	0:03:10.70 0:03:10.95	21 21	0:06:50.13	23	0:13:30.38	22	0:05:25.06	21		0:32:07.22	+0:04:51.97
21	303	CALAM Jeff	GBR.1978.22741	0:03:13.97 0:03:26.17	22 23	0:06:57.87	24	0:13:35.08	23	0:05:37.05	22		0:32:50.14	+0:05:34.89
22	297	RIMONDO Matteo	ITA.1984.25677	0:02:44.72 0:02:57.61	4 12	0:06:23.00	11	0:12:36.32	13	0:04:46.32	9	0:05:00.00	0:34:27.97	+0:07:12.72
23	288	KARB Ingo	GER.1973.27505	0:03:07.53 0:02:59.93	19 13	0:06:34.47	16	0:19:18.20	25	0:05:21.14	18		0:37:21.27	+0:10:06.02
DNF	291	JONES Sion	GBR.1976.23430	0:03:29.05	25	0:06:36.62	18	0:13:14.95	20					

RESULTS OVERALL

Pos	Plate	Name Team	Nat EWS number	Stage 1PRO Stage 5	Pos Pos	Stage 2	Pos	Stage 3Q	Pos	Stage 4	Pos	Penalties	Time	Gap
MEN Master 35+														
DNF	304	HUGHES David	IRL.1971.21814	0:03:23.60	24	0:07:35.10	25	0:15:04.57	24					
DNS	301	KOLEV Ivan	BUL.1981.22786											
MEN Under 21														
1	222	CAMOIN Francescu Specialized Racing	FRA.2001.23545	0:02:25.11 0:02:28.23	1 2	0:05:32.87	2	0:11:04.59	1	0:04:14.66	1		0:25:45.46	
2	237	MENZIES Jack Forbidden Synthesis	CAN.2001.22519	0:02:26.68 0:02:31.07	3 4	0:05:33.16	3	0:11:11.19	3	0:04:15.93	3		0:25:58.03	+0:00:12.57
3	228	STORR Alex	GBR.2001.31009	0:02:26.43 0:02:27.27	2 1	0:05:39.58	7	0:11:19.42	6	0:04:19.20	5		0:26:11.90	+0:00:26.44
4	227	RYYNANEN Tarmo	FIN.2002.31950	0:02:34.66 0:02:38.64	13 17	0:05:36.15	5	0:11:15.35	4	0:04:16.82	4		0:26:21.62	+0:00:36.16
5	231	PIERCY Jack Commencal Enduro Team	GBR.2004.36927	0:02:32.29 0:02:33.93	9 11	0:05:40.15	10	0:11:34.74	21	0:04:15.00	2		0:26:36.11	+0:00:50.65
6	235	EBDON Jake	GBR.2001.32703	0:02:38.47 0:02:31.54	20 5	0:05:44.29	16	0:11:17.27	5	0:04:25.92	17		0:26:37.49	+0:00:52.03
7	236	HANCOCK Emmett	CAN.2002.37051	0:02:29.20 0:02:31.78	4 6	0:05:37.62	6	0:11:28.61	13	0:04:30.63	26		0:26:37.84	+0:00:52.38

RESULTS OVERALL

Pos	Plate	Name Team	Nat EWS number	Stage 1PRO Stage 5	Pos Pos	Stage 2	Pos	Stage 3Q	Pos	Stage 4	Pos	Penalties	Time	Gap
MEN Under 21														
8	223	ICARDO Alexis Theory Global Enduro Team	 FRA.2003.31902	0:02:32.68 0:02:33.31	11 9	0:05:42.75	12	0:11:26.42	9	0:04:25.38	16		0:26:40.54	+0:00:55.08
9	224	STERCKX Nathan	 CAN.2001.22631	0:02:32.55 0:02:38.50	10 16	0:05:35.78	4	0:11:28.30	12	0:04:25.98	19		0:26:41.11	+0:00:55.65
10	230	BERTINI Lisandru Lapierre Zipp Collective	 FRA.2004.36198	0:02:30.30 0:02:33.37	6 10	0:05:51.52	30	0:11:25.37	8	0:04:26.25	20		0:26:46.81	+0:01:01.35
11	240	CHAPIN Aiden Trek Factory Racing	 USA.2002.25700	0:02:39.17 0:02:37.93	23 14	0:05:41.21	11	0:11:32.07	19	0:04:21.25	6		0:26:51.63	+0:01:06.17
12	242	PELISSERO Simone	 ITA.2001.21940	0:02:45.67 0:02:36.45	37 12	0:05:43.05	13	0:11:23.60	7	0:04:23.56	8		0:26:52.33	+0:01:06.87
13	267	HOGLUND Andreas	 SWE.2002.36347	0:02:32.95 0:02:38.45	12 15	0:05:44.40	17	0:11:31.77	17	0:04:25.17	11		0:26:52.74	+0:01:07.28
14	263	SMRDEL Miha	 SLO.2004.38908	0:02:39.15 0:02:32.82	22 7	0:05:49.25	26	0:11:29.22	14	0:04:30.62	25		0:27:01.06	+0:01:15.60
15	239	HELLY Johnathan	 CAN.2003.27147	0:02:36.92 0:02:33.22	17 8	0:05:46.66	20	0:11:41.73	26	0:04:25.20	12		0:27:03.73	+0:01:18.27
16	249	SCHEELE William	 NOR.2003.33415	0:02:39.97 0:02:39.84	25 18	0:05:44.62	18	0:11:36.82	22	0:04:25.27	13		0:27:06.52	+0:01:21.06
17	251	BRACONI Francesco	 ITA.2003.36890	0:02:34.95 0:02:49.30	14 33	0:05:49.28	27	0:11:31.10	16	0:04:25.29	14		0:27:09.92	+0:01:24.46

RESULTS OVERALL

Pos	Plate	Name Team	Nat EWS number	Stage 1PRO Stage 5	Pos Pos	Stage 2	Pos Pos	Stage 3Q	Pos Pos	Stage 4	Pos Pos	Penalties	Time	Gap
MEN Under 21														
18	250	COSTA GRAELL Pau	ESP.2001.25006	0:02:38.13 0:02:53.96	19 38	0:05:47.88	22	0:11:30.47	15	0:04:25.93	18		0:27:16.37	+0:01:30.91
19	247	NOBLE Josh	GBR.2001.25619	0:02:40.50 0:02:46.66	27 30	0:05:47.78	21	0:11:26.45	10	0:04:40.50	33		0:27:21.89	+0:01:36.43
20	238	BYRNE Harry	IRL.2001.23573	0:02:40.27 0:02:42.15	26 21	0:05:52.75	31	0:11:33.68	20	0:04:35.62	28		0:27:24.47	+0:01:39.01
21	241	VERNHET Axel	FRA.2002.34183	0:02:45.10 0:02:43.43	36 25	0:05:54.36	33	0:11:39.80	24	0:04:27.88	21		0:27:30.57	+0:01:45.11
22	225	ARNAUD Nans	FRA.2004.35462	0:02:42.65 0:03:01.93	32 42	0:05:43.56	15	0:11:27.40	11	0:04:38.10	31		0:27:33.64	+0:01:48.18
23	244	RANDELL Jayden	GBR.2003.27895	0:02:35.38 0:02:43.89	15 26	0:05:48.48	24	0:11:46.70	29	0:04:40.64	35		0:27:35.09	+0:01:49.63
24	234	LANI Martino	ITA.2001.22164	0:02:39.43 0:02:46.38	24 29	0:05:44.72	19	0:12:02.41	38	0:04:24.88	9		0:27:37.82	+0:01:52.36
25	233	HOFMANN Noah Kona Factory Team	AUT.2003.36750	0:02:54.50 0:02:44.32	45 27	0:05:49.23	25	0:11:51.17	32	0:04:25.32	15		0:27:44.54	+0:01:59.08
26	260	FOLCO Lorenzo		0:02:49.54 0:02:46.85	41 31	0:05:43.40	14	0:11:43.55	27	0:04:41.87	36		0:27:45.21	+0:01:59.75
27	253	HEINE Geraud	BEL.2004.25833	0:02:42.92 0:02:42.05	34 20	0:05:59.21	37	0:11:44.00	28	0:04:40.57	34		0:27:48.75	+0:02:03.29










RESULTS OVERALL

Pos	Plate	Name Team	Nat EWS number	Stage 1PRO Stage 5	Pos Pos	Stage 2	Pos	Stage 3Q	Pos	Stage 4	Pos	Penalties	Time	Gap
MEN Under 21														
28	257	PAREDES MORENO Jose	CHI.2001.23001	0:02:39.00 0:02:56.78	21 40	0:05:57.14	34	0:11:39.10	23	0:04:37.93	30		0:27:49.95	+0:02:04.49
29	262	GOWEIL Jonas Cube Action Team	AUT.2002.36734	0:02:50.63 0:02:45.47	42 28	0:05:51.45	29	0:11:58.12	34	0:04:28.50	23		0:27:54.17	+0:02:08.71
30	272	PURTOLA Joonas	FIN.2004.39349	0:02:42.74 0:02:40.07	33 19	0:06:08.62	46	0:11:55.15	33	0:04:30.36	24		0:27:56.94	+0:02:11.48
31	252	FILIPPI Mirko	ITA.2001.26043	0:02:41.05 0:03:01.00	28 41	0:05:53.56	32	0:11:47.66	30	0:04:35.38	27		0:27:58.65	+0:02:13.19
32	243	DEBOIS Jonas	BEL.2001.24645	0:02:46.97 0:02:42.97	39 23	0:06:03.73	40	0:11:50.50	31	0:04:36.29	29		0:28:00.46	+0:02:15.00
33	245	LANDBO Hans	DEN.2002.38800	0:02:47.73 0:02:42.22	40 22	0:05:40.03	8	0:11:31.94	18	0:04:27.95	22	0:01:00.00	0:28:09.87	+0:02:24.41
34	232	HARRIS Bradley	NZL.2001.27637	0:02:54.70 0:03:20.37	46 44	0:05:50.62	28	0:11:40.58	25	0:04:25.08	10		0:28:11.35	+0:02:25.89
35	255	FREDERICKSEN GARCIA Tomas	CHI.2001.25553	0:02:41.74 0:02:48.08	30 32	0:05:58.53	36	0:11:59.94	35	0:04:44.90	37		0:28:13.19	+0:02:27.73
36	256	SANCHEZ SALAZAR Camilo	COL.2001.23288	0:02:31.78 0:02:37.82	8 13	0:05:40.05	9	0:13:02.90	45	0:04:22.16	7		0:28:14.71	+0:02:29.25











RESULTS OVERALL

Pos	Plate	Name Team	Nat EWS number	Stage 1PRO Stage 5	Pos Pos	Stage 2	Pos	Stage 3Q	Pos	Stage 4	Pos	Penalties	Time	Gap
MEN Under 21														
37	254	EVARD Jacques	BEL.2002.32836	0:02:41.27 0:02:43.10	29 24	0:06:04.75	42	0:12:00.02	36	0:04:50.90	41		0:28:20.04	+0:02:34.58
38	248	ENNIS Ross	IRL.2001.25954	0:02:41.87 0:02:49.93	31 34	0:06:05.67	45	0:12:02.13	37	0:04:50.22	40		0:28:29.82	+0:02:44.36
39	269	JONSON Noa	SWE.2003.37674	0:02:43.45 0:02:53.60	35 37	0:06:04.04	41	0:12:07.68	39	0:04:46.25	38		0:28:35.02	+0:02:49.56
40	265	FIEDLER Zdenek	CZE.2002.27427	0:02:50.74 0:02:55.22	43 39	0:06:02.67	38	0:12:08.39	40	0:04:38.13	32		0:28:35.15	+0:02:49.69
41	271	SCHLEICHER Valentin	GER.2002.26946	0:02:37.82 0:02:52.77	18 36	0:05:57.62	35	0:12:16.18	43	0:05:07.15	42		0:28:51.54	+0:03:06.08
42	259	FANTINO Andrea Mad Wheels - Enduro Team	ITA.2001.25554	0:03:00.40 0:02:52.35	48 35	0:06:04.98	44	0:12:15.90	41	0:04:46.78	39		0:29:00.41	+0:03:14.95
43	226	WARNET Manu	NED.2001.26267	0:02:30.75 0:02:28.41	7 3	<u>0:05:32.43</u>	<u>1</u>	0:11:09.05	2	0:11:36.38	44	0:03:00.00	0:36:17.02	+0:10:31.56
44	268	JOHNSSON Oille	SWE.2004.39449	0:15:47.53 0:03:14.82	50 43	0:06:15.30	47	0:12:15.96	42	0:05:31.45	43		0:43:05.06	+0:17:19.60
DNF	266	HAZEN William	USA.2002.26823	0:02:46.85	38	0:06:03.35	39	0:12:53.53	44					
DNF	273	OLM BURNAT Pau	ESP.2004.36762	0:02:51.33	44	0:08:09.40	48	0:25:52.20	46					











RESULTS OVERALL

Pos	Plate	Name Team	Nat EWS number	Stage 1PRO Stage 5	Pos Pos	Stage 2	Pos Pos	Stage 3Q	Pos Pos	Stage 4	Pos Pos	Penalties	Time	Gap
MEN Under 21														
DNF	229	MILLE Thimote	 FRA.2001.31623	0:02:29.88	5	0:05:48.08	23							
DNF	246	LANDBO Mads	 DEN.2004.38802	0:02:36.68	16	0:06:04.83	43							
DNF	261	PLANDO Andrea	 ITA.2004.37531	0:02:57.02	47									
DNF	270	ALBER Lennard	 GER.2002.35750	0:10:47.53	49									
DNS	258	BARUFFI Matteo Fulgur Factory Team	 ITA.2002.26471											
WOMEN														
1	4	CHARRE Morgane Pivot Factory Racing	 FRA.1990.21958	0:02:52.75 0:02:53.10	7 2	<u>0:06:02.67</u>	1	<u>0:12:00.78</u>	1	0:04:51.30	5		0:28:40.60	
2	1	COURDURIER Isabeau Lapierre Zipp Collective	 FRA.1994.21731	<u>0:02:46.18</u> 0:02:53.83	1 3	0:06:08.28	2	0:12:22.87	7	<u>0:04:46.29</u>	1		0:28:57.45	+0:00:16.85
3	10	BARAONA Rebecca Ibis Enduro Team	 GBR.1993.21715	0:02:51.34 <u>0:02:52.40</u>	5 1	0:06:16.48	8	0:12:19.78	5	0:04:52.07	6		0:29:12.07	+0:00:31.47
4	44	PUGIN Melanie	 FRA.1990.21693	0:02:48.95 0:02:53.94	2 4	0:06:15.46	7	0:12:24.14	8	0:04:50.75	3		0:29:13.24	+0:00:32.64











RESULTS OVERALL

Pos	Plate	Name Team	Nat EWS number	Stage 1PRO Stage 5	Pos Pos	Stage 2	Pos	Stage 3Q	Pos	Stage 4	Pos	Penalties	Time	Gap
WOMEN														
5	2	KOREM Noga GT Factory Racing	 ISR.1991.21660	0:02:54.25 0:02:59.72	9 8	0:06:12.33	6	0:12:17.90	3	0:04:53.67	7		0:29:17.87	+0:00:37.27
6	45	HARDEN Harriet Trek Factory Racing	 GBR.2001.22819	0:03:11.52 0:02:58.68	22 6	0:06:10.16	4	0:12:16.89	2	0:04:49.68	2		0:29:26.93	+0:00:46.33
7	9	MILLER Miranda Kona Factory Team	 CAN.1990.21687	0:02:49.68 0:02:59.60	3 7	0:06:09.73	3	0:12:42.14	15	0:04:51.12	4		0:29:32.27	+0:00:51.67
8	49	RICHTER Raphaela Juliana Free Agents	 GER.1997.25746	0:02:53.90 0:03:07.43	8 14	0:06:11.73	5	0:12:20.39	6	0:04:59.22	11		0:29:32.67	+0:00:52.07
9	8	MORRISON Rae Liv Racing	 NZL.1989.21630	0:02:58.32 0:03:02.83	12 11	0:06:27.03	18	0:12:25.22	9	0:04:58.86	9		0:29:52.26	+0:01:11.66
10	203	PRUDKOVA Barbora	 CZE.1996.38768	0:03:05.05 0:03:04.60	17 13	0:06:21.00	13	0:12:18.47	4	0:05:04.35	15		0:29:53.47	+0:01:12.87
11	7	COOK Becky	 GBR.1986.21664	0:03:01.16 0:03:03.17	15 12	0:06:20.30	11	0:12:42.95	16	0:04:59.17	10		0:30:06.75	+0:01:26.15
12	46	CHARLES Estelle Rossignol Factory Team	 FRA.1997.22205	0:02:50.98 0:03:00.68	4 9	0:06:20.98	12	0:12:50.75	18	0:05:04.45	16		0:30:07.84	+0:01:27.24
13	58	PAULIN Louise Margareta Ibis Enduro Team	 SWE.1978.21619	0:03:07.53 0:03:10.94	19 17	0:06:25.18	17	0:12:31.07	10	0:04:55.70	8		0:30:10.42	+0:01:29.82
14	6	GEHRIG Anita Norco Factory Team	 SUI.1987.21718	0:02:59.82 0:03:00.70	13 10	0:06:28.37	20	0:12:38.12	13	0:05:03.77	13		0:30:10.78	+0:01:30.18










RESULTS OVERALL

Pos	Plate	Name Team	Nat EWS number	Stage 1PRO Stage 5	Pos Pos	Stage 2	Pos	Stage 3Q	Pos	Stage 4	Pos	Penalties	Time	Gap
WOMEN														
15	52	GEHRIG Carolin Norco Factory Team	 SUI.1987.21665	0:03:00.75 0:03:18.09	14 23	0:06:18.97	10	0:12:31.72	11	0:05:04.46	17		0:30:13.99	+0:01:33.39
16	57	NABER Tanja Juliana Free Agents	 GER.1987.22367	0:03:02.06 0:03:12.80	16 20	0:06:24.17	16	0:12:32.88	12	0:05:04.00	14		0:30:15.91	+0:01:35.31
17	48	WINTON Katy Rocky Mountain Race Face	 GBR.1993.21730	0:03:08.55 0:03:10.80	21 16	0:06:21.20	15	0:12:39.40	14	0:05:00.65	12		0:30:20.60	+0:01:40.00
18	47	CONOLLY Ella Rocky Mountain Race Face	 GBR.1998.21859	0:02:56.42 0:03:07.75	11 15	0:06:21.17	14	0:12:55.87	20	0:05:15.27	21		0:30:36.48	+0:01:55.88
19	3	LANTHIER NADEAU Andreane Rocky Mountain Race Face	 CAN.1993.21609	0:03:08.45 0:02:58.13	20 5	0:06:28.63	21	0:12:57.10	21	0:05:06.55	18		0:30:38.86	+0:01:58.26
20	53	DUVERT Julie Theory Global Enduro Team	 FRA.1996.21719	0:03:05.80 0:03:11.23	18 18	0:06:27.45	19	0:12:46.39	17	0:05:11.50	19		0:30:42.37	+0:02:01.77
21	196	ELLECOSTA Nadine Fastlight-Abetone	 ITA.1999.25437	0:02:56.10 0:03:13.98	10 21	0:06:32.82	23	0:13:05.22	22	0:05:18.10	23		0:31:06.22	+0:02:25.62
22	55	BRUCHLE Veronika Cube Action Team	 GER.1995.22726	0:03:13.38 0:03:12.07	24 19	0:06:35.72	24	0:12:52.15	19	0:05:14.83	20		0:31:08.15	+0:02:27.55
23	191	JOLIDON Sidonie Rocky Mountain Race Face	 SUI.1987.31073	0:03:15.53 0:03:21.00	25 24	0:06:36.81	25	0:13:28.93	26	0:05:17.56	22		0:31:59.83	+0:03:19.23
24	199	HOVORKA Anja Rocky Mountain Race Face	 SUI.1989.37532	0:03:15.80 0:03:17.10	26 22	0:06:52.15	29	0:13:25.10	24	0:05:32.18	25		0:32:22.33	+0:03:41.73

RESULTS OVERALL

Pos	Plate	Name Team	Nat EWS number	Stage 1PRO Stage 5	Pos Pos	Stage 2	Pos	Stage 3Q	Pos	Stage 4	Pos	Penalties	Time	Gap
WOMEN														
25	193	GILL Martha	 GBR.1997.22469	0:03:23.37 0:03:22.62	30 25	0:06:50.66	27	0:13:17.45	23	0:05:37.50	28		0:32:31.60	+0:03:51.00
26	207	LITTORIN SANDBU Anna	 NOR.2000.31919	0:03:25.62 0:03:31.65	31 26	0:06:51.90	28	0:13:34.69	27	0:05:33.72	26		0:32:57.58	+0:04:16.98
27	200	SAVELLI Irene	 ITA.1992.22163	0:03:26.97 0:03:58.67	32 31	0:06:49.72	26	0:13:28.91	25	0:05:28.36	24		0:33:12.63	+0:04:32.03
28	201	LINN Kera	 USA.1992.38779	0:03:22.65 0:03:32.84	29 27	0:06:55.71	31	0:13:51.43	29	0:05:37.17	27		0:33:19.80	+0:04:39.20
29	195	DEGN Malene	 DEN.1996.39955	0:03:42.52 0:03:38.54	36 29	0:07:21.22	33	0:13:34.82	28	0:05:48.98	29		0:34:06.08	+0:05:25.48
30	197	BJORKMAN Josefine	 SWE.1994.22313	0:03:32.65 0:03:34.88	34 28	0:07:12.74	32	0:14:07.08	31	0:06:01.55	30		0:34:28.90	+0:05:48.30
31	204	PROULX Marilyne	 CAN.1988.31794	0:03:28.08 0:04:03.43	33 32	0:07:24.50	34	0:13:58.52	30	0:06:10.43	32		0:35:04.96	+0:06:24.36
32	198	JOHNSEN Jonna	 DEN.1992.27207	0:03:32.78 0:03:43.26	35 30	0:07:44.28	35	0:14:44.55	32	0:06:02.77	31	0:05:00.00	0:40:47.64	+0:12:07.04
DNF	59	KINTNER Jill	 USA.1981.22648	0:02:51.95	6	0:06:18.42	9	0:58:54.73	33					
DNF	54	NAUGHTON Isabella Liv Racing	 USA.2000.24733	0:03:15.87	27	0:06:31.80	22							

RESULTS OVERALL

Pos	Plate	Name Team	Nat EWS number	Stage 1PRO Stage 5	Pos Pos	Stage 2	Pos Pos	Stage 3Q	Pos Pos	Stage 4	Pos Pos	Penalties	Time	Gap
WOMEN														
DNF	206	SCHICK Lucy	 CAN.2000.23447	0:03:11.80	23	0:06:53.46	30							
DNF	194	RUTZ Lea Salome	 SUI.1995.33389	0:03:18.47	28									
DNS	50	CHARLES Laura Orbea FOX Enduro Team	 FRA.1995.23500											
DNS	202	DOBNIG Yana Team Dorrong Enduro	 AUT.1999.22678											
WOMEN Master 35+														
1	216	PICTON Leonie Liv Racing	 AUS.1986.22420	0:03:14.41 0:03:30.17	1 3	0:06:36.47	1	0:12:49.81	1	0:05:08.45	1		0:31:19.31	
2	217	NESTLEROVA Fejola Stepanka	 CZE.1985.21761	0:03:18.70 0:03:25.06	2	0:06:48.03	2	0:13:09.65	2	0:05:24.51	2		0:32:05.95	+0:00:46.64
3	221	VACKER Suvi	 FIN.1983.23011	0:03:21.29 0:03:19.13	3 1	0:06:48.17	3	0:13:22.95	3	0:05:42.91	3		0:32:34.45	+0:01:15.14
4	220	HUENI Alexa	 GER.1983.25329	0:03:38.45 0:03:44.60	5 5	0:07:07.73	5	0:14:06.57	4	0:05:54.58	4		0:34:31.93	+0:03:12.62
5	219	MICHEL Daniela	 SUI.1981.21559	0:03:27.57 0:03:40.20	4 4	0:07:14.01	6	0:14:21.68	5	0:06:07.65	5		0:34:51.11	+0:03:31.80

RESULTS OVERALL

Pos	Plate	Name Team	Nat EWS number	Stage 1PRO Stage 5	Pos Pos	Stage 2	Pos Pos	Stage 3Q	Pos Pos	Stage 4	Pos Pos	Penalties	Time	Gap
WOMEN Master 35+														
DNF	218	THOMSEN Sandra Bohn	 DEN.1983.33584	0:03:50.55	6	0:07:03.08	4							
WOMEN Under 21														
1	212	TORMENA Gaia	 ITA.2002.38737	0:03:02.19 0:02:59.23	2 1	<u>0:06:25.22</u>	1	<u>0:12:27.77</u>	1	<u>0:05:00.47</u>	1		0:29:54.88	
2	208	RIVA Sophie	 ITA.2003.33949	0:03:10.24 0:03:15.65	3 2	0:06:25.25	2	0:12:49.85	2	0:05:09.92	2		0:30:50.91	+0:00:56.03
3	209	HENDERSON Polly	 GBR.2001.22368	<u>0:02:57.45</u> 0:03:19.70	1 4	0:06:46.68	4	0:13:26.67	4	0:05:30.25	3		0:32:00.75	+0:02:05.87
4	211	WEBER Helen	 GER.2002.36775	0:03:24.02 0:03:19.02	5 3	0:06:45.44	3	0:13:18.22	3	0:05:31.65	4		0:32:18.35	+0:02:23.47
5	215	GARCES RESTREPO Valentina	 COL.2002.39273	0:03:54.79 0:04:00.95	7 5	0:07:23.50	6	0:14:30.44	5	0:06:08.48	6	0:05:00.00	0:40:58.16	+0:11:03.28
DNF	213	DAVIDSSON Elina	 SWE.2001.38290	0:03:39.22	6	0:07:19.48	5	0:14:50.52	6	0:06:00.52	5			
DNF	214	WIGGBERG Alma	 SWE.2003.39421	0:03:19.53	4			0:15:23.31	7					
DSQ	210	GALLO FUENTES Paz	 CHI.2002.30413	0:03:02.54 0:03:39.75		0:06:38.82		0:13:40.47		0:05:23.73				

RESULTS OVERALL

Penalties details

Plate	Name	Penalty	Description	Location
25	VIDAL Antoine	00:05:00	Late at check point	Return
186	VARBANOV Stoyan	00:05:00	Late at check point	Return
198	JOHNSEN Jonna	00:05:00	Late at check point	S2 Start
210	GALLO FUENTES Paz	DSQ	Late at check point	S5 Start
215	GARCES RESTREPO	00:05:00	Late at check point	Return
226	WARNET Manu	00:03:00	Wheel change	
245	LANDBO Hans	00:01:00	Late at check point	Rollout Day 2
297	RIMONDO Matteo	00:05:00	Late at check point	S1 Start

Statistics

Entries / Nations	Finished	DNF	DSQ	DNS	Weather	Temperature	Distance	Elevation
283 / 30	244	30	1	8	Strong winds; mostly sunny	24 °C	67.9 km	+2040 m

DNF: did not finish · DNS: did not start · DSQ: disqualified