





Lo Barnechea Montenbaik Enduro

Lo Barnechea, Chile
March 24 - 25, 2018

RESULTS OVERALL

Pos	Plate	Name Team	Nat EMBA	Stage 1 Stage 5	Pos	Stage 2 Stage 6	Pos	Stage 3	Pos	Stage 4	Pos	Penalties	Time	Gap
MEN														
1	1	HILL Sam Chain Reaction Cycles Mavic	 AUS.1985.21775	0:05:12.25 0:04:07.43	2	0:18:07.96 0:12:12.59	1	0:05:26.70	2	0:09:55.25	2		0:55:02.18	
2	6	MAES Martin GT Factory Racing	 BEL.1997.21636	0:05:17.72 0:04:19.83	4	0:18:25.60 0:12:22.62	5	0:05:28.41	4	0:09:44.34	1		0:55:38.52	+0:00:36.34
3	11	WALLNER Robin Ibis Cycles Enduro Race Team	 SWE.1988.21594	0:05:24.25 0:04:27.95	9	0:18:21.24 0:12:35.93	3	0:05:38.89	13	0:09:59.04	6		0:56:27.30	+0:01:25.12
4	63	WILDHABER Gusti Cube Action Team	 SUI.1988.21848	0:05:26.33 0:04:22.46	16	0:18:57.59 0:12:30.73	14	0:05:40.69	19	0:09:55.68	3		0:56:53.48	+0:01:51.30
5	12	MELAMED Jesse Rocky Mountain/Race Face Enduro Team	 CAN.1992.21596	0:05:26.13 0:04:19.82	15	0:18:24.03 0:13:19.93	4	0:05:36.07	9	0:09:55.79	4		0:57:01.77	+0:01:59.59
6	24	JOHANSEN Zakarias Blom Cube Action Team	 NOR.1992.21863	0:05:22.64 0:04:36.84	7	0:19:01.22 0:12:37.40	15	0:05:39.67	16	0:09:59.66	7		0:57:17.43	+0:02:15.25
7	29	CARLSON Josh Giant Factory Off-Road Team	 AUS.1986.21659	0:05:24.75 0:04:25.89	12	0:18:53.87 0:12:40.31	11	0:05:42.73	26	0:10:16.27	20		0:57:23.82	+0:02:21.64
8	17	OSBORNE Marco Cannondale	 USA.1992.21762	0:05:28.25 0:04:24.46	20	0:18:47.43 0:12:48.53	7	0:05:46.59	34	0:10:12.24	14		0:57:27.50	+0:02:25.32
9	30	TORDO Dimitri Canyon Factory Enduro Team	 FRA.1993.21764	0:05:28.35 0:04:19.29	21	0:19:02.47 0:12:47.58	17	0:05:38.91	14	0:10:09.69	11	0:00:05.00	0:57:31.29	+0:02:29.11
10	50	NEER Shawn Yeti / Fox Shock Factory Race Team	 USA.1991.21712	0:05:24.80 0:04:53.49	13	0:18:39.48 0:12:43.27	6	0:05:40.39	18	0:10:09.87	12		0:57:31.30	+0:02:29.12
11	5	OTON Damien Unior Devinci Factory Racing	 FRA.1987.21728	0:05:29.40 0:04:31.54	25	0:19:34.05 0:12:27.58	40	0:05:28.18	3	0:10:02.28	8		0:57:33.03	+0:02:30.85
12	7	NICOLAI Florian Canyon Factory Enduro Team	 FRA.1993.21749	0:05:27.88 0:04:25.33	19	0:19:12.11 0:12:41.85	28	0:05:34.68	6	0:10:14.69	18		0:57:36.54	+0:02:34.36
13	64	BURNS Pedro Trek Factory Racing	 CHI.1997.21729	0:05:32.52 0:04:36.69	33	0:18:51.43 0:12:43.53	9	0:05:43.49	27	0:10:16.86	21		0:57:44.52	+0:02:42.34
14	37	DENIAUD Youn Commençal Vallnord Enduro Racing Team	 FRA.1996.22994	0:05:30.59 0:04:29.39	26	0:18:55.77 0:13:02.27	13	0:05:47.27	35	0:10:07.70	10		0:57:52.99	+0:02:50.81
15	79	ACUNA Mauricio Commençal Vallnord Enduro Racing Team	 CHI.1985.21889	0:05:28.98 0:04:22.93	23	0:18:52.10 0:12:54.43	10	0:05:53.43	46	0:10:22.53	32		0:57:54.40	+0:02:52.22
16	23	BARELLI Yoann Commençal Vallnord Enduro Racing Team	 FRA.1985.21889	0:05:33.21 0:04:26.16	36	0:19:09.56 0:12:50.19	25	0:05:42.72	25	0:10:15.61	19		0:57:57.45	+0:02:55.27

Lo Barnechea Montenbaik Enduro

Lo Barnechea, Chile
March 24 - 25, 2018

RESULTS OVERALL

Pos	Plate	Name Team	Nat EMBA	Stage 1 Stage 5	Pos	Stage 2 Stage 6	Pos	Stage 3 Pos	Pos	Stage 4	Pos	Penalties	Time	Gap
MEN														
17	26	MASTERS Wyn GT Factory Racing	 NZL.1987.21663	0:05:28.83 0:04:31.43	22	0:19:14.48 0:12:51.06	30	0:05:44.26	28	0:10:12.47	15		0:58:02.53	+0:03:00.35
18	25	ABSALON Remy Scott SR Suntour Enduro Team	 FRA.1984.21713	0:05:34.90 0:04:29.72	40	0:19:08.73 0:12:53.39	24	0:05:40.16	17	0:10:24.57	34		0:58:11.47	+0:03:09.29
19	15	GALY Theo SUNN	 FRA.1990.21691	0:05:33.03 0:04:26.94	35	0:19:01.81 0:13:08.42	16	0:05:41.32	20	0:10:20.15	26		0:58:11.67	+0:03:09.49
20	9	SCOTT Mark Santa Cruz x SRAM	 GBR.1993.21714	0:05:38.38 0:04:29.54	47	0:18:54.56 0:13:17.30	12	0:05:41.56	21	0:10:12.84	16		0:58:14.18	+0:03:12.00
21	20	BUCHANAN Lewis Ibis Cycles Enduro Race Team	 GBR.1993.21608	0:05:32.24 0:04:23.90	30	0:19:05.03 0:13:26.51	20	0:05:44.81	31	0:10:05.19	9		0:58:17.68	+0:03:15.50
22	21	NATION Joseph NZN	 NZL.1989.21670	0:05:32.03 0:04:35.98	29	0:19:22.49 0:12:46.18	34	0:05:41.95	23	0:10:21.05	28		0:58:19.68	+0:03:17.50
23	3	CALLAGHAN Greg Cube Action Team	 IRL.1991.21827	0:05:24.25 0:04:45.72	9	0:19:12.19 0:13:06.88	29	0:05:38.56	12	0:10:19.72	25		0:58:27.32	+0:03:25.14
24	43	KEENE Curtis Specialized Racing	 USA.1979.21699	0:05:41.76 0:04:37.20	56	0:19:10.53 0:12:58.68	26	0:05:42.00	24	0:10:17.57	22		0:58:27.74	+0:03:25.56
25	8	GAUVIN Remi Rocky Mountain/Race Face Enduro Team	 CAN.1992.21624	0:05:23.67 0:04:41.65	8	0:19:15.69 0:13:00.03	32	0:05:46.39	33	0:10:21.51	30		0:58:28.94	+0:03:26.76
26	40	WRIGHT Keegan Unior Devinci Factory Racing	 NZL.1899.21734	0:05:39.39 0:04:41.94	49	0:19:08.40 0:13:03.22	23	0:05:48.35	36	0:10:12.91	17		0:58:34.21	+0:03:32.03
27	83	JAUQUE Milciades CHI	 CHI.1991.21656	0:05:32.72 0:04:30.74	34	0:19:16.72 0:13:11.94	33	0:05:54.54	48	0:10:18.96	24		0:58:45.62	+0:03:43.44
28	22	CHAPUIS Maxime SUI	 SUI.1994.22784	0:05:32.47 0:04:38.44	32	0:19:04.90 0:13:22.88	19	0:05:41.93	22	0:10:26.40	37		0:58:47.02	+0:03:44.84
29	33	GAILLOT Baptiste Chamrousse URGE bp Enduro Team	 FRA.1991.21771	0:05:32.33 0:04:30.19	31	0:19:27.65 0:13:07.53	37	0:05:48.88	37	0:10:23.72	33		0:58:50.30	+0:03:48.12
30	14	BARNES Joe Canyon Factory Enduro Team	 GBR.1989.21748	0:05:37.99 0:04:35.34	46	0:19:29.42 0:13:03.68	38	0:05:49.09	38	0:10:18.04	23		0:58:53.56	+0:03:51.38
31	81	PRUDENCIO Nico CHI	 CHI.1992.22237	0:05:52.30 0:04:32.03	81	0:19:27.19 0:12:56.05	36	0:05:58.08	55	0:10:20.18	27		0:59:05.83	+0:04:03.65
32	98	FERREIRA Pedro CHI	 CHI	0:05:33.46 0:04:35.14	37	0:19:32.93 0:13:17.25	39	0:05:55.20	49	0:10:26.01	35		0:59:19.99	+0:04:17.81

Lo Barnechea Montenbaik Enduro

Lo Barnechea, Chile
March 24 - 25, 2018

RESULTS OVERALL

Pos	Plate	Name Team	Nat EMBA	Stage 1 Stage 5	Pos Pos	Stage 2 Stage 6	Pos Pos	Stage 3 Pos	Pos	Stage 4 Pos	Pos	Penalties	Time	Gap
MEN														
33	78	OVALLE Antonio		0:05:38.95	48	0:19:24.10	35	0:06:06.06	67	0:10:21.17	29		0:59:36.74	+0:04:34.56
			CHI.1991.22485	0:04:46.50	48	0:13:19.96	39							
34	89	LEIVA Antonio		0:05:31.61	27	0:19:37.44	42	0:05:59.00	56	0:10:26.17	36		0:59:37.31	+0:04:35.13
				0:04:29.86	21	0:13:33.23	49							
35	51	DAVIS Jubal Yeti / Fox Shock Factory Race Team		0:05:33.61	38	0:19:57.18	55	0:05:45.93	32	0:10:35.80	43		0:59:48.02	+0:04:45.84
			USA.1990.21737	0:04:57.02	67	0:12:58.48	21							
36	28	VEZINA Mckay Giant Factory Off-Road Team		0:05:26.71	17	0:19:14.76	31	0:05:34.71	7	0:12:09.42	113		1:00:12.69	+0:05:10.51
			CAN.1995.21632	0:04:42.75	43	0:13:04.34	28							
37	100	MAIO Jeremias		0:05:49.08	72	0:19:50.75	53	0:06:01.99	63	0:10:34.98	42		1:00:18.69	+0:05:16.51
				0:04:33.11	28	0:13:28.78	44							
38	90	KUKULIS Andreas		0:05:43.62	60	0:19:44.25	48	0:06:05.70	65	0:10:39.60	46		1:00:23.00	+0:05:20.82
				0:04:38.73	38	0:13:31.10	48							
39	99	TONDIN Dennis		0:05:45.27	65	0:19:42.78	47	0:06:07.26	68	0:10:37.72	44		1:00:27.38	+0:05:25.20
			ITA.1988.22021	0:04:43.72	44	0:13:30.63	46							
40	59	PROCHYRA Jordan		0:05:41.81	57	0:19:50.24	52	0:06:08.28	70	0:10:45.85	47		1:00:42.10	+0:05:39.92
			AUS.1994.21674	0:04:41.70	40	0:13:34.22	51							
41	32	KELLEY Cody Alchemy Bicycles Factory Racing		0:05:43.85	61	0:20:35.95	67	0:05:44.79	30	0:10:49.21	51		1:01:11.07	+0:06:08.89
			USA.1994.21757	0:05:13.21	100	0:13:04.06	27							
42	54	MOYNIHAN Liam		0:05:47.97	70	0:19:53.90	54	0:05:54.01	47	0:10:57.05	54		1:01:11.86	+0:06:09.68
			GBR.1991.21835	0:05:03.40	77	0:13:35.53	52							
43	42	WOLFE Daniel		0:05:44.78	64	0:20:24.79	61	0:06:00.81	59	0:11:01.99	59		1:01:30.36	+0:06:28.18
			IRL.1988.22250	0:04:47.33	51	0:13:30.66	47							
44	85	MALDONADO Pablo H		0:05:48.33	71	0:19:59.67	56	0:06:14.31	74	0:10:37.86	45		1:01:30.56	+0:06:28.38
				0:04:48.00	54	0:14:02.39	64							
45	41	MASTERS Eddie		0:05:17.10	3	0:19:11.60	27	0:05:38.01	11	0:10:29.35	39		1:01:49.33	+0:06:47.15
			NZL.1989.22590	0:04:21.01	5	0:16:52.26	170							
46	45	HALL James		0:05:51.47	78	0:20:19.17	60	0:06:15.65	77	0:10:57.29	55		1:02:00.35	+0:06:58.17
			AUS.1984.22760	0:04:47.56	52	0:13:49.21	59							
47	73	LESLIE Shane		0:05:49.75	75	0:21:06.78	83	0:05:50.33	40	0:11:01.03	58		1:02:05.06	+0:07:02.88
			USA.1996.22174	0:04:47.72	53	0:13:29.45	45							
48	68	BROOKES Martyn		0:05:56.23	92	0:20:29.96	64	0:06:01.67	62	0:11:07.90	63		1:02:12.89	+0:07:10.71
			GBR.1987.23008	0:04:48.46	56	0:13:48.67	58							

Lo Barnechea Montenbaik Enduro

Lo Barnechea, Chile
March 24 - 25, 2018



RESULTS OVERALL

Pos	Plate	Name Team	Nat EMBA	Stage 1 Stage 5	Pos Pos	Stage 2 Stage 6	Pos Pos	Stage 3 Pos	Pos	Stage 4 Pos	Pos	Penalties	Time	Gap
MEN														
49	52	KANGAS Alexander		0:05:49.54	74	0:20:11.65	57	0:05:57.09	53	0:11:54.97	103		1:02:14.41	+0:07:12.23
			SWE.1990.22409	0:04:38.60	37	0:13:42.56	55							
50	72	SHAW Samuel		0:05:49.75	75	0:20:55.96	78	0:06:11.79	71	0:10:52.10	52		1:02:27.09	+0:07:24.91
			NZL.1992.22931	0:04:48.02	55	0:13:49.47	60							
51	84	MONZON Jorge		0:05:37.21	42	0:21:22.39	90	0:06:08.01	69	0:10:31.07	41		1:02:33.13	+0:07:30.95
				0:04:46.60	49	0:14:07.85	68							
52	179	MORSE Adam		0:05:54.85	87	0:21:12.84	85	0:05:55.88	52	0:11:11.30	65		1:02:34.64	+0:07:32.46
			USA.1985.22980	0:04:46.30	47	0:13:33.47	50							
53	10	RUDE Richie		<u>0:05:11.68</u>	<u>1</u>	0:25:22.84	194	<u>0:05:25.77</u>	<u>1</u>	0:09:56.70	5		1:02:36.24	+0:07:34.06
		Yeti / Fox Shock Factory Race Team	USA.1995.21739	0:04:25.22	10	0:12:14.03	2							
54	77	COUNTRYMAN Scott		0:05:54.02	86	0:20:33.91	66	0:05:55.41	51	0:11:10.32	64		1:02:42.79	+0:07:40.61
			USA.1992.22411	0:04:57.41	69	0:14:11.72	72							
55	106	SERENELLI Gonzalo		0:05:55.66	90	0:20:55.00	77	0:06:16.20	78	0:11:00.27	56		1:02:57.33	+0:07:55.15
				0:04:48.52	57	0:14:01.68	63							
56	66	TORRALBA Gabriel		0:05:53.94	85	0:21:02.36	82	0:06:01.21	60	0:11:23.69	73		1:02:59.15	+0:07:56.97
		Orbea Enduro Team	ESP.1997.21633	0:05:00.72	74	0:13:37.23	54							
57	181	MORTON Ted		0:05:56.49	93	0:20:49.05	72	0:06:12.18	73	0:11:29.96	79		1:03:05.11	+0:08:02.93
			CAN.1987.22080	0:04:50.14	60	0:13:47.29	57							
58	162	MOLINA Daniel		0:06:05.70	105	0:20:57.42	81	0:06:17.36	83	0:11:02.89	60		1:03:15.78	+0:08:13.60
				0:04:47.28	50	0:14:05.13	65							
59	56	SANTOS Dillon		0:05:37.59	44	0:19:44.38	49	0:05:59.16	57	0:12:56.63	136		1:03:18.45	+0:08:16.27
		Ibis Cycles Enduro Race Team	USA.1996.21613	0:05:01.19	75	0:13:59.50	62							
60	104	RAFFO Martin		0:06:03.02	100	0:20:43.45	70	0:06:18.88	85	0:11:21.39	72		1:03:23.71	+0:08:21.53
				0:05:05.56	82	0:13:51.41	61							
61	69	SHUCKSMITH Sam		0:05:36.00	41	0:20:56.23	80	0:06:22.65	90	0:10:46.12	48	0:01:00.00	1:03:26.33	+0:08:24.15
			GBR.1990.23007	0:05:08.68	93	0:13:36.65	53							
62	185	THEW Trevor		0:05:49.40	73	0:20:51.87	75	0:06:22.66	91	0:11:05.94	62		1:03:27.76	+0:08:25.58
			CAN.1993.22191	0:05:06.54	86	0:14:11.35	71							
63	67	LEWIS Joshua		0:06:03.21	102	0:20:41.43	69	0:06:22.28	89	0:11:17.40	66		1:03:31.69	+0:08:29.51
		Santa Cruz x SRAM	GBR.1993.21705	0:05:01.29	76	0:14:06.08	67							
64	101	SANTIAGO Javier		0:06:06.19	106	0:20:54.63	76	0:06:12.05	72	0:11:25.71	78		1:03:52.78	+0:08:50.60
				0:05:08.52	91	0:14:05.68	66							

Lo Barnechea Montenbaik Enduro

Lo Barnechea, Chile
March 24 - 25, 2018


RESULTS OVERALL

Pos	Plate	Name Team	Nat EMBA	Stage 1 Stage 5	Pos	Stage 2 Stage 6	Pos	Stage 3 Pos	Pos	Stage 4	Pos	Penalties	Time	Gap
MEN														
65	161	NICOLAS Alberto		0:05:55.38	89	0:21:11.40	84	0:06:16.83	81	0:11:19.75	70		1:03:53.92	+0:08:51.74
				0:05:00.23	73	0:14:10.33	70							
66	186	MACARTHUR Cody	 CAN.1987.22193	0:05:55.27	88	0:20:56.18	79	0:06:16.43	79	0:11:24.36	76		1:03:58.33	+0:08:56.15
				0:05:07.35	89	0:14:18.74	76							
67	94	RAMIREZ Cristobal		0:06:03.13	101	0:20:49.92	73	0:06:45.45	132	0:11:19.26	69		1:04:04.37	+0:09:02.19
				0:04:53.12	64	0:14:13.49	73							
68	97	ROJO PICAND Ignacio Andres		0:05:46.54	68	0:21:39.82	99	0:06:34.38	109	0:11:24.80	77		1:04:39.78	+0:09:37.60
				0:05:00.14	72	0:14:14.10	74							
69	82	VERDUGO Jorge		0:05:39.53	51	0:19:38.20	44	0:05:52.90	45	0:10:26.98	38	0:05:00.00	1:04:46.35	+0:09:44.17
				0:04:48.63	58	0:13:20.11	40							
70	46	HUTCHENS Chris	 GBR.1989.22999	0:05:53.66	84	0:22:43.01	127	0:06:05.87	66	0:10:52.39	53		1:04:52.12	+0:09:49.94
				0:05:33.58	130	0:13:43.61	56							
71	86	PAZ Alejandro		0:05:40.06	54	0:19:44.64	50	0:05:50.95	42	0:16:09.24	231		1:05:03.83	+0:10:01.65
				0:04:29.56	19	0:13:09.38	32							
72	74	HARVEY Loui	 NZL.1990.22338	0:05:58.90	94	0:21:39.18	98	0:06:35.72	112	0:11:23.73	74		1:05:06.63	+0:10:04.45
				0:04:58.00	71	0:14:31.10	80							
73	62	VON WURSTEMBERGER Alois Norco Enduro Racing Team	 SUI.1899.21694	0:06:08.29	111	0:21:28.62	93	0:06:14.48	75	0:11:31.31	81		1:05:11.27	+0:10:09.09
				0:05:05.91	83	0:14:42.66	86							
74	160	VIVAR Francisco Javier		0:06:07.21	109	0:21:20.96	89	0:06:20.65	86	0:11:42.41	88		1:05:22.45	+0:10:20.27
				0:05:22.00	109	0:14:29.22	78							
75	108	MATEOS Facundo		0:06:09.87	117	0:21:41.42	100	0:06:18.54	84	0:11:18.07	67		1:05:23.96	+0:10:21.78
				0:05:27.16	119	0:14:28.90	77							
76	166	PIZARRO Felipe		0:06:09.28	115	0:21:23.23	91	0:07:04.77	162	0:11:20.99	71		1:05:24.15	+0:10:21.97
				0:04:52.46	62	0:14:33.42	82							
77	246	HOBON Pablo		0:06:13.54	125	0:21:33.36	95	0:06:26.50	100	0:11:30.21	80		1:05:30.39	+0:10:28.21
				0:05:04.21	80	0:14:42.57	85							
78	110	MATTIOLI Leonardo	 BRA.1984.23024	0:05:52.17	80	0:21:59.08	107	0:06:17.17	82	0:11:46.43	92		1:05:41.56	+0:10:39.38
				0:05:37.29	140	0:14:09.42	69							
79	214	VIAL Jose Tomas		0:06:16.65	132	0:21:19.40	87	0:06:20.81	87	0:11:51.00	97		1:05:47.48	+0:10:45.30
				0:05:08.43	90	0:14:51.19	90							
80	91	NASS Teo		0:06:02.40	98	0:21:20.88	88	0:06:21.32	88	0:11:37.39	84		1:06:03.97	+0:11:01.79
				0:05:34.30	132	0:15:07.68	106							

Lo Barnechea Montenbaik Enduro

Lo Barnechea, Chile
March 24 - 25, 2018


RESULTS OVERALL

Pos	Plate	Name Team	Nat EMBA	Stage 1 Stage 5	Pos	Stage 2 Stage 6	Pos	Stage 3 Pos	Pos	Stage 4	Pos	Penalties	Time	Gap
MEN														
81	70	PADDON Jake		0:06:06.74	108	0:22:43.89	128	0:06:23.43	93	0:11:33.74	82		1:06:09.93	+0:11:07.75
			NZL.1995.21841	0:04:52.84	63	0:14:29.29	79							
82	58	OPPLIGER Timothee Norco Enduro Racing Team		0:06:23.66	149	0:21:42.28	102	0:06:27.35	102	0:11:39.41	87		1:06:11.77	+0:11:09.59
			SUI.1899.21701	0:05:05.11	81	0:14:53.96	93							
83	205	JURADO RACINES Juan Andres		0:06:06.24	107	0:21:39.13	97	0:06:36.34	114	0:11:38.66	86		1:06:16.62	+0:11:14.44
				0:05:22.31	110	0:14:53.94	92							
84	204	FUENTES GONZALEZ Nicolas		0:06:12.61	124	0:21:14.10	86	0:06:26.33	99	0:11:19.16	68		1:06:27.79	+0:11:25.61
				0:04:57.23	68	0:16:18.36	152							
85	96	ALLENDE STOM Gustavo		0:06:02.78	99	0:22:08.07	114	0:06:40.86	123	0:11:42.92	89		1:06:36.23	+0:11:34.05
				0:05:06.31	85	0:14:55.29	94							
86	105	KOSZUTSKI Mariano		0:06:17.79	136	0:21:53.50	104	0:06:34.16	108	0:12:32.54	125		1:06:39.88	+0:11:37.70
				0:05:03.52	78	0:14:18.37	75							
87	126	FLORES Pablo		0:06:32.09	165	0:22:05.68	111	0:06:40.75	122	0:11:37.93	85		1:06:40.48	+0:11:38.30
				0:05:05.91	83	0:14:38.12	83							
88	207	GARCIACANO TURNER Guillermo		0:06:01.43	96	0:22:05.50	110	0:06:42.08	125	0:11:54.07	100		1:06:42.99	+0:11:40.81
			MEX.1992.22467	0:05:04.06	79	0:14:55.85	95							
89	294	PAYNE Richard		0:06:19.98	141	0:22:06.37	112	0:06:24.62	95	0:11:50.65	95		1:06:49.47	+0:11:47.29
			GBR.1985.22650	0:05:19.08	105	0:14:48.77	88							
90	213	IZQUIERDO INFANTE Sebastian		0:06:26.74	156	0:22:00.86	108	0:06:30.13	105	0:11:48.85	94		1:06:49.54	+0:11:47.36
				0:05:07.03	88	0:14:55.93	96							
91	145	CONCHA Nicolas		0:06:26.17	152	0:21:42.22	101	0:06:38.21	115	0:12:01.57	108		1:06:50.36	+0:11:48.18
				0:05:11.20	96	0:14:50.99	89							
92	196	EWALD Henry		0:06:16.13	131	0:22:24.45	121	0:06:27.46	103	0:11:23.96	75		1:06:52.08	+0:11:49.90
			GER.1982.22847	0:05:21.49	108	0:14:58.59	100							
93	216	CARVAJAL Gabriel		0:06:08.88	113	0:21:36.07	96	0:06:26.24	98	0:12:04.99	109		1:06:52.19	+0:11:50.01
			COL.1995.21531	0:05:34.36	133	0:15:01.65	102							
94	183	KASCHUB Nic Bennett		0:06:10.25	119	0:21:26.78	92	0:06:47.94	137	0:11:47.14	93		1:07:00.47	+0:11:58.29
			GER.1993.21565	0:05:12.41	98	0:15:35.95	126							
95	125	GUZMAN Jan		0:06:20.07	142	0:21:31.33	94	0:06:36.15	113	0:11:33.88	83		1:07:00.55	+0:11:58.37
				0:05:19.23	106	0:15:39.89	130							
96	210	DE VICENTE Benjamin		0:06:08.43	112	0:22:52.66	132	0:06:40.19	120	0:11:45.28	90		1:07:25.21	+0:12:23.03
				0:05:27.45	120	0:14:31.20	81							

Lo Barnechea Montenbaik Enduro

Lo Barnechea, Chile
March 24 - 25, 2018

RESULTS OVERALL

Pos	Plate	Name Team	Nat EMBA	Stage 1 Stage 5	Pos Pos	Stage 2 Stage 6	Pos Pos	Stage 3	Pos	Stage 4	Pos	Penalties	Time	Gap
MEN														
97	245	BOZZI Luis		0:06:10.50	120	0:22:06.52	113	0:06:53.18	148	0:11:50.72	96		1:07:25.28	+0:12:23.10
				0:05:06.55	87	0:15:17.81	111							
98	164	SOTO Felipe		0:06:25.27	151	0:21:57.30	106	0:06:54.22	152	0:12:08.26	112		1:07:32.69	+0:12:30.51
				0:05:25.13	116	0:14:42.51	84							
99	144	TAGLE Javier		0:06:16.77	134	0:22:04.29	109	0:06:34.64	110	0:12:05.80	110		1:07:46.66	+0:12:44.48
				0:05:26.11	118	0:15:19.05	115							
100	137	JARA CUVERTINO Ignacio		0:06:09.49	116	0:23:00.54	137	0:06:23.39	92	0:12:00.41	107		1:07:59.50	+0:12:57.32
				0:05:10.60	95	0:15:15.07	110							
101	146	BRAVO Cristian		0:06:23.31	147	0:22:23.08	120	0:06:40.25	121	0:11:54.35	101		1:08:04.18	+0:13:02.00
				0:05:17.98	103	0:15:25.21	119							
102	109	GIANI BARBOSA Julio	 BRA.1995.21938	0:06:15.47	129	0:22:58.57	135	0:06:47.79	136	0:11:59.78	106		1:08:17.02	+0:13:14.84
				0:05:23.12	113	0:14:52.29	91							
103	113	FRANKE Max		0:06:11.33	122	0:21:56.76	105	0:06:25.16	96	0:13:22.71	158		1:08:18.36	+0:13:16.18
				0:05:22.87	111	0:14:59.53	101							
104	87	NUNEZ PALMA Matias Ignacio		0:06:10.75	121	0:22:58.55	134	0:07:06.11	166	0:11:52.78	99		1:08:35.53	+0:13:33.35
				0:05:09.23	94	0:15:18.11	113							
105	103	RIVA Franco Emanuel		0:06:09.94	118	0:22:28.96	122	0:07:49.34	224	0:11:58.34	105		1:09:07.66	+0:14:05.48
				0:05:29.96	125	0:15:11.12	108							
106	159	BARROS Pedro		0:06:47.38	193	0:22:14.66	116	0:06:41.37	124	0:12:59.73	138		1:09:25.97	+0:14:23.79
				0:05:24.74	114	0:15:18.09	112							
107	209	DALY Sebastian		0:06:23.45	148	0:22:16.57	118	0:06:45.01	131	0:12:54.52	135		1:09:29.49	+0:14:27.31
				0:05:37.83	141	0:15:32.11	124							
108	264	GASPARINI Agustin		0:06:34.81	171	0:22:56.68	133	0:06:43.97	126	0:12:18.77	116		1:09:34.40	+0:14:32.22
				0:05:46.15	157	0:15:14.02	109							
109	65	HUGUET Martiniano		0:06:03.86	103	0:22:18.32	119	0:07:38.97	215	0:11:52.77	98	0:01:00.00	1:09:36.63	+0:14:34.45
				0:05:33.82	131	0:15:08.89	107							
110	184	CRAWFORD Takoda	 CAN.1995.22718	0:06:15.00	127	0:23:24.26	148	0:06:38.82	116	0:12:19.84	118		1:09:39.36	+0:14:37.18
				0:05:24.87	115	0:15:36.57	127							
111	317	DELGADILLO COLLINS Jose		0:06:18.14	138	0:23:12.14	142	0:07:07.57	170	0:12:15.36	115		1:09:41.69	+0:14:39.51
				0:05:29.62	124	0:15:18.86	114							
112	129	PALACIOS Nicolas		0:06:46.80	192	0:23:14.31	143	0:06:50.39	144	0:12:26.40	122		1:09:53.02	+0:14:50.84
				0:05:14.88	102	0:15:20.24	116							

Lo Barnechea Montenbaik Enduro

Lo Barnechea, Chile
March 24 - 25, 2018

RESULTS OVERALL

Pos	Plate	Name Team	Nat EMBA	Stage 1 Stage 5	Pos Pos	Stage 2 Stage 6	Pos Pos	Stage 3 Pos	Pos	Stage 4 Pos	Pos	Penalties	Time	Gap
MEN														
113	287	PAREDES MORENO Juan Jose		0:06:39.12	180	0:23:14.82	144	0:06:44.19	129	0:12:36.08	127		1:10:15.86	+0:15:13.68
				0:05:32.56	127	0:15:29.09	123							
114	190	HARAPNUIK Levi		0:06:33.25	167	0:22:13.67	115	0:06:39.14	117	0:14:13.96	192		1:10:25.20	+0:15:23.02
			CAN.1996.22201	0:05:43.33	152	0:15:01.85	103							
115	333	RAMIREZ GOMEZ Ricardo		0:06:07.74	110	0:23:00.39	136	0:06:25.75	97	0:14:08.60	190		1:10:31.99	+0:15:29.81
				0:06:03.43	178	0:14:46.08	87							
116	218	FRIAS Agustin		0:06:50.88	202	0:23:09.24	139	0:07:01.44	160	0:12:38.83	128		1:10:36.69	+0:15:34.51
				0:05:22.93	112	0:15:33.37	125							
117	134	GONI COX Matias		0:06:18.57	140	0:25:04.68	186	0:06:49.94	141	0:12:19.29	117		1:10:40.30	+0:15:38.12
				0:05:11.71	97	0:14:56.11	97							
118	328	PALOMINOS Francisco		0:06:23.18	145	0:23:10.34	140	0:06:48.76	139	0:13:26.34	163		1:10:48.64	+0:15:46.46
				0:05:38.45	142	0:15:21.57	117							
119	249	MARTINEZ Gonzalo		0:06:15.63	130	0:22:37.03	125	0:07:07.81	173	0:12:25.38	121	0:01:00.00	1:10:50.12	+0:15:47.94
				0:05:45.82	156	0:15:38.45	128							
120	132	DEL CAMPO Nicolas		0:06:29.45	162	0:22:52.46	131	0:06:50.20	143	0:13:16.26	152		1:11:05.48	+0:16:03.30
				0:05:41.48	147	0:15:55.63	138							
121	345	ALARCON ROJAS Eduar Andres		0:06:36.90	176	0:23:07.40	138	0:07:01.57	161	0:13:01.92	141		1:11:16.88	+0:16:14.70
				0:05:45.62	155	0:15:43.47	132							
122	329	ABARCA VALENCIA Tomas		0:06:52.07	207	0:22:52.11	130	0:06:58.67	157	0:13:05.60	146		1:11:30.85	+0:16:28.67
				0:05:33.41	129	0:16:08.99	145							
123	199	MUNOZ ESPINDOLA Francisco		0:06:45.37	188	0:23:30.23	152	0:06:46.91	134	0:13:05.12	145		1:11:33.35	+0:16:31.17
				0:05:39.55	145	0:15:46.17	134							
124	330	AVILA Rene		0:07:01.73	217	0:23:26.71	149	0:06:54.95	153	0:12:59.41	137		1:11:35.42	+0:16:33.24
				0:05:48.34	162	0:15:24.28	118							
125	224	SALAZAR Sebastian		0:06:31.92	164	0:25:15.79	191	0:07:06.94	168	0:12:25.26	120		1:11:35.99	+0:16:33.81
				0:05:18.13	104	0:14:57.95	99							
126	75	MURRAY Charlie		0:08:57.28	304	0:27:31.26	236	0:06:46.24	133	0:10:46.82	49		1:11:53.07	+0:16:50.89
			NZL.1996.22752	0:04:41.87	41	0:13:09.60	33							
127	34	RAIMONDI Matteo		0:05:52.54	82	0:19:38.90	45	0:05:51.17	43	0:10:48.30	50	0:10:00.00	1:12:04.49	+0:17:02.31
			ITA.1995.22277	0:04:49.17	59	0:15:04.41	104							
128	250	MENESES Tomas		0:06:28.35	158	0:23:16.33	145	0:06:54.02	151	0:12:26.55	123		1:12:07.11	+0:17:04.93
				0:05:43.12	150	0:17:18.74	184							

Lo Barnechea Montenbaik Enduro

Lo Barnechea, Chile
March 24 - 25, 2018











RESULTS OVERALL

Pos	Plate	Name Team	Nat EMBA	Stage 1 Stage 5	Pos	Stage 2 Stage 6	Pos	Stage 3 Pos	Pos	Stage 4	Pos	Penalties	Time	Gap
MEN														
129	331	FUENTES Felipe		0:06:33.08	166	0:23:22.83	147	0:06:53.88	149	0:13:15.98	150		1:12:09.65	+0:17:07.47
				0:05:36.55	138	0:16:27.33	156							
130	208	GONZALEZ OLIVOS Vicente Emilio		0:06:42.78	185	0:24:33.87	170	0:06:44.12	128	0:12:47.33	131		1:12:15.27	+0:17:13.09
				0:05:43.20	151	0:15:43.97	133							
131	265	SAN MARTIN BERGERIE Michael		0:07:05.94	225	0:23:47.41	156	0:07:07.58	171	0:13:02.58	142		1:12:53.84	+0:17:51.66
				0:05:39.97	146	0:16:10.36	147							
132	219	SANCHEZ Jeferson		0:06:49.92	200	0:25:18.87	192	0:06:50.00	142	0:12:50.08	133		1:12:57.25	+0:17:55.07
				0:05:39.50	144	0:15:28.88	122							
133	114	IRARRAZAVAL Pedro		0:06:28.95	161	0:23:20.82	146	0:07:12.04	180	0:14:20.80	195		1:12:57.43	+0:17:55.25
				0:05:31.78	126	0:16:03.04	142							
134	269	CARRASCO SEARLE Joaquin Mauricio		0:06:57.75	213	0:24:05.96	160	0:06:54.95	153	0:12:30.59	124		1:13:03.53	+0:18:01.35
				0:05:28.28	122	0:17:06.00	179							
135	230	RODRIGUEZ Alejandro		0:06:52.82	209	0:23:57.30	159	0:07:38.23	214	0:13:05.81	148		1:13:06.02	+0:18:03.84
				0:05:34.74	134	0:15:57.12	139							
136	182	BENNETT Curtis		0:06:34.85	172	0:24:11.73	164	0:06:55.97	156	0:13:52.35	182		1:13:25.34	+0:18:23.16
				0:05:37.13	139	0:16:13.31	148							
137	121	MELERO Javier		0:06:27.25	157	0:24:40.72	173	0:07:06.08	165	0:13:16.14	151		1:13:35.73	+0:18:33.55
				0:05:35.56	135	0:16:29.98	159							
138	327	MEDEL Matias		0:06:35.50	174	0:24:20.48	166	0:06:53.99	150	0:13:04.63	144	0:01:00.00	1:13:51.72	+0:18:49.54
				0:05:41.83	148	0:16:15.29	150							
139	240	EGUIGUREN Gonzalo		0:06:23.20	146	0:27:36.41	239	0:06:39.31	118	0:12:21.31	119		1:13:52.28	+0:18:50.10
				0:05:25.57	117	0:15:26.48	121							
140	315	CONCHA Cristian		0:06:51.92	205	0:24:06.98	161	0:07:12.42	181	0:13:24.98	162		1:13:53.56	+0:18:51.38
				0:06:25.19	202	0:15:52.07	137							
141	55	GRANT Kelan Chain Reaction Cycles Mavic	 IRL.1993.21773	0:05:39.39	49	0:20:15.07	59	0:05:50.79	41	0:24:22.33	259		1:13:56.08	+0:18:53.90
				0:04:33.21	29	0:13:15.29	35							
142	254	FRIAS MARTINI Mauricio		0:07:06.38	226	0:23:56.82	158	0:07:18.57	186	0:13:17.53	155		1:14:01.98	+0:18:59.80
				0:05:55.31	168	0:16:27.37	157							
143	300	ROTENBERG Rick		0:06:39.17	181	0:23:27.97	151	0:07:16.83	184	0:13:16.71	154	0:01:00.00	1:14:05.83	+0:19:03.65
				0:05:55.90	170	0:16:29.25	158							
144	131	VIDAL Nicolas		0:06:20.29	143	0:26:41.05	218	0:06:51.07	145	0:13:01.12	140		1:14:20.32	+0:19:18.14
				0:05:46.41	158	0:15:40.38	131							

Lo Barnechea Montenbaik Enduro

Lo Barnechea, Chile
March 24 - 25, 2018

RESULTS OVERALL

Pos	Plate	Name Team	Nat EMBA	Stage 1 Stage 5	Pos Pos	Stage 2 Stage 6	Pos Pos	Stage 3 Pos	Stage 4 Pos	Pos	Penalties	Time	Gap	
MEN														
145	343	AGUDELO Santiago		0:07:02.16	218	0:24:08.15	162	0:07:07.91	174	0:13:55.14	183	1:14:32.64	+0:19:30.46	
				0:06:09.34	187	0:16:09.94	146							
146	188	WEST Ryan	 GBR.1982.21449	0:06:16.74	133	0:22:40.82	126	0:06:44.63	130	0:12:34.40	126	0:05:00.00	1:14:33.90	+0:19:31.72
				0:05:12.91	99	0:16:04.40	143							
147	192	DODDS Daniel		0:06:48.10	195	0:25:01.50	185	0:07:15.49	183	0:13:16.40	153		1:14:34.02	+0:19:31.84
				0:05:57.52	171	0:16:15.01	149							
148	255	LYNCH Anthony		0:06:48.10	195	0:25:48.89	202	0:07:00.77	159	0:12:41.30	129		1:14:46.91	+0:19:44.73
				0:06:19.70	194	0:16:08.15	144							
149	284	OVALLE Felipe		0:06:50.64	201	0:23:31.00	153	0:08:04.35	239	0:12:53.41	134	0:01:00.00	1:14:48.74	+0:19:46.56
				0:05:50.10	166	0:16:39.24	162							
150	242	WITTKE Ignacio		0:06:33.60	169	0:24:40.00	172	0:07:48.23	223	0:13:32.85	171		1:14:54.74	+0:19:52.56
				0:05:36.10	137	0:16:43.96	167							
151	155	MOLINA Juan Manuel		0:06:51.60	204	0:26:43.81	221	0:06:55.44	155	0:12:42.65	130		1:14:58.79	+0:19:56.61
				0:05:47.35	160	0:15:57.94	140							
152	239	ACHURRA Samuel		0:06:33.42	168	0:24:23.28	167	0:07:28.43	196	0:13:30.20	169		1:14:59.45	+0:19:57.27
				0:06:06.51	182	0:16:57.61	172							
153	332	PINTO VALLEJOS Daniel		0:06:58.57	215	0:24:18.46	165	0:07:22.04	188	0:13:38.31	173		1:15:10.45	+0:20:08.27
				0:05:49.57	165	0:17:03.50	176							
154	241	MAURIZ Felipe		0:06:47.78	194	0:24:11.61	163	0:07:26.90	195	0:13:23.30	160	0:01:00.00	1:15:29.51	+0:20:27.33
				0:06:22.02	199	0:16:17.90	151							
155	307	BENOIT Gabriel		0:06:17.42	135	0:24:42.68	175	0:07:06.37	167	0:11:54.37	102	0:05:00.00	1:15:33.51	+0:20:31.33
				0:05:27.47	121	0:15:05.20	105							
156	148	CONVALIA Gabriel		0:06:58.75	216	0:24:58.14	182	0:07:04.88	163	0:13:57.99	187		1:15:39.16	+0:20:36.98
				0:05:46.62	159	0:16:52.78	171							
157	211	ERRAZURIZ Domingo		0:06:18.08	137	0:23:42.27	155	0:12:17.61	292	0:12:15.09	114		1:15:51.19	+0:20:49.01
				0:05:38.82	143	0:15:39.32	129							
158	312	ECHEVERRIA Matias		0:06:49.02	198	0:24:30.53	169	0:07:41.57	219	0:14:04.84	189		1:15:51.69	+0:20:49.51
				0:06:12.19	190	0:16:33.54	161							
159	253	CORDERO Pedro		0:06:48.11	197	0:24:23.73	168	0:07:25.75	193	0:14:13.21	191		1:16:02.79	+0:21:00.61
				0:06:19.80	195	0:16:52.19	169							
160	147	BARRIGA Sebastian		0:06:11.98	123	0:28:00.36	243	0:07:34.51	206	0:13:04.50	143		1:16:08.55	+0:21:06.37
				0:05:28.77	123	0:15:48.43	135							

Lo Barnechea Montenbaik Enduro

Lo Barnechea, Chile
March 24 - 25, 2018





RESULTS OVERALL

Pos	Plate	Name Team	Nat EMBA	Stage 1 Stage 5	Pos Pos	Stage 2 Stage 6	Pos Pos	Stage 3	Pos	Stage 4	Pos	Penalties	Time	Gap
MEN														
161	252	VILLALOBOS Diego		0:07:02.89	222	0:24:57.72	181	0:07:40.39	217	0:13:27.04	165		1:16:22.23	+0:21:20.05
				0:06:07.50	183	0:17:06.69	182							
162	282	CASTRO Guillermo		0:06:42.74	184	0:24:41.86	174	0:07:09.86	176	0:13:24.81	161		1:16:22.24	+0:21:20.06
				0:07:41.42	243	0:16:41.55	165							
163	130	TRONCOSO Roberto		0:06:52.85	210	0:25:26.04	195	0:07:22.60	190	0:13:40.20	175		1:16:25.72	+0:21:23.54
				0:05:49.44	163	0:17:14.59	183							
164	168	CORREA Vicente		0:06:26.19	153	0:22:34.68	124	0:06:44.00	127	0:11:46.28	91		1:16:42.46	+0:21:40.28
				0:05:36.07	136	0:23:35.24	239							
165	119	ERRAZURIZ Augusto		0:07:02.42	220	0:28:12.10	245	0:07:11.36	179	0:12:49.52	132		1:16:47.94	+0:21:45.76
				0:05:42.44	149	0:15:50.10	136							
166	316	VALENCIA Sebastian		0:06:28.77	160	0:26:06.94	208	0:07:22.38	189	0:13:28.59	167		1:16:49.80	+0:21:47.62
				0:05:55.68	169	0:17:27.44	189							
167	243	SANTANA Felipe		0:07:12.91	241	0:24:56.97	180	0:07:59.64	235	0:14:29.02	200		1:17:05.52	+0:22:03.34
				0:05:55.00	167	0:16:31.98	160							
168	228	ESPINA Jose		0:06:53.23	211	0:25:54.83	205	0:07:28.69	197	0:13:57.49	185		1:17:09.22	+0:22:07.04
				0:05:49.48	164	0:17:05.50	178							
169	158	LOPEZ Javier		0:06:52.74	208	0:25:06.96	187	0:08:04.95	241	0:13:29.34	168		1:17:18.74	+0:22:16.56
				0:06:20.31	196	0:17:24.44	187							
170	191	DODDS James Cam		0:07:07.19	229	0:25:42.31	200	0:07:55.59	231	0:13:57.73	186		1:17:25.07	+0:22:22.89
				0:06:02.30	176	0:16:39.95	163							
171	341	PEREZ Alejandro		0:07:10.13	236	0:25:10.19	189	0:07:07.78	172	0:14:28.10	199		1:17:25.58	+0:22:23.40
				0:06:27.67	206	0:17:01.71	175							
172	292	BRENNAN Anthony		0:07:08.51	234	0:24:46.21	177	0:07:35.20	207	0:13:45.70	179		1:17:28.17	+0:22:25.99
				0:06:00.12	173	0:18:12.43	202							
173	151	VILLASECA Sergio		0:07:05.91	223	0:25:33.18	196	0:07:33.87	204	0:14:15.63	194		1:17:32.14	+0:22:29.96
				0:06:04.23	180	0:16:59.32	173							
174	175	TORREALBA Gonzalo		0:07:10.61	237	0:24:35.66	171	0:08:11.78	247	0:13:56.96	184		1:17:43.50	+0:22:41.32
				0:06:14.48	192	0:17:34.01	191							
175	116	VALDIVIESO Santiago		0:07:17.70	247	0:28:45.16	251	0:06:53.16	147	0:13:14.40	149		1:18:07.14	+0:23:04.96
				0:05:33.09	128	0:16:23.63	154							
176	268	BONONATO Hernan		0:07:19.04	249	0:26:27.01	215	0:07:38.20	213	0:13:33.21	172		1:18:19.93	+0:23:17.75
				0:06:03.33	177	0:17:19.14	185							

Lo Barnechea Montenbaik Enduro

Lo Barnechea, Chile
March 24 - 25, 2018

RESULTS OVERALL

Pos	Plate	Name Team	Nat EMBA	Stage 1 Stage 5	Pos	Stage 2 Stage 6	Pos	Stage 3 Pos	Pos	Stage 4	Pos	Penalties	Time	Gap
MEN														
177	200	KORNER Martin		0:07:23.36	255	0:25:01.46	184	0:08:42.71	263	0:13:51.66	181		1:18:22.27	+0:23:20.09
				0:06:33.60	212	0:16:49.48	168							
178	177	SCAGLIOTTI Jose		0:06:38.39	178	0:28:19.31	247	0:07:26.09	194	0:13:20.32	156		1:18:34.32	+0:23:32.14
				0:05:43.81	154	0:17:06.40	180							
179	299	SCHIESS Tom		0:07:16.09	246	0:27:28.30	234	0:07:07.27	169	0:14:14.97	193		1:18:55.39	+0:23:53.21
				0:06:05.83	181	0:16:42.93	166							
180	281	GIACAMAN Pablo		0:07:15.25	245	0:25:20.72	193	0:07:57.73	234	0:14:22.03	196		1:18:56.93	+0:23:54.75
				0:06:31.89	210	0:17:29.31	190							
181	236	ARTEAGA Nicolas		0:07:39.45	270	0:27:25.21	232	0:07:29.42	198	0:13:44.75	178		1:19:29.51	+0:24:27.33
				0:06:10.90	188	0:16:59.78	174							
182	44	JOHNSON Leigh	 GBR.1996.22603	0:05:44.66	63	0:40:42.92	292	0:06:01.43	61	0:10:21.99	31		1:20:16.61	+0:25:14.43
				0:04:32.37	27	0:12:53.24	17							
183	322	BARANAO Matias		0:07:07.32	230	0:25:59.15	206	0:07:39.28	216	0:15:03.40	212		1:20:21.95	+0:25:19.77
				0:06:38.25	213	0:17:54.55	195							
184	229	CANCINO HIDALGO Raul		0:07:30.19	258	0:26:38.34	217	0:07:54.38	229	0:14:22.71	197		1:20:24.87	+0:25:22.69
				0:06:13.00	191	0:17:46.25	193							
185	313	BORZONE LOSADA Mauro		0:06:49.91	199	0:27:21.67	231	0:07:42.82	221	0:14:41.56	204		1:20:29.21	+0:25:27.03
				0:06:28.43	207	0:17:24.82	188							
186	235	SANTA MARIA Victor		0:07:31.14	259	0:26:15.81	211	0:07:35.59	208	0:13:30.28	170		1:20:35.45	+0:25:33.27
				0:06:08.75	185	0:19:33.88	216							
187	233	ESTEBAN Mauricio		0:07:07.79	232	0:26:21.85	213	0:07:34.16	205	0:14:37.95	202		1:20:40.70	+0:25:38.52
				0:06:56.14	225	0:18:02.81	197							
188	102	MALLMANN Marcos		0:05:55.93	91	0:36:12.50	282	0:06:24.21	94	0:11:00.40	57		1:20:49.45	+0:25:47.27
				0:04:54.71	66	0:16:21.70	153							
189	120	TAGLE Jose Manuel		0:07:33.11	261	0:26:34.85	216	0:07:56.55	232	0:14:42.38	205		1:20:52.23	+0:25:50.05
				0:06:41.45	217	0:17:23.89	186							
190	19	BORGES Jose Miranda Racing Team	 POR.1990.21669	0:05:22.23	6	0:28:37.54	249	0:05:35.25	8	0:10:10.56	13		1:20:55.68	+0:25:53.50
				0:04:25.28	11	0:26:44.82	245							
191	49	STUTTARD Mathew Hope Factory Racing	 GBR.1993.21661	0:05:39.73	53	0:19:42.07	46	0:06:47.03	135	0:30:39.41	260		1:21:05.33	+0:26:03.15
				0:04:52.25	61	0:13:24.84	42							
192	310	SOLAR Jaime		0:07:13.98	242	0:26:59.67	225	0:07:24.77	192	0:15:07.03	215		1:21:05.68	+0:26:03.50
				0:06:27.06	204	0:17:53.17	194							

Lo Barnechea Montenbaik Enduro

Lo Barnechea, Chile
March 24 - 25, 2018


RESULTS OVERALL

Pos	Plate	Name Team	Nat EMBA	Stage 1 Stage 5	Pos	Stage 2 Stage 6	Pos	Stage 3 Pos	Pos	Stage 4	Pos	Penalties	Time	Gap
MEN														
193	107	FACCIO Eze		0:07:38.81	269	0:26:48.31	223	0:07:51.84	228	0:13:51.58	180		1:21:09.32	+0:26:07.14
				0:06:43.04	219	0:18:15.74	203							
194	174	ECHENIQUE Max		0:06:53.48	212	0:27:27.45	233	0:07:56.70	233	0:15:28.87	225		1:21:28.61	+0:26:26.43
				0:06:02.26	175	0:17:39.85	192							
195	344	LYNCE DUQUE David Santiago		0:07:14.16	243	0:27:06.24	228	0:07:32.36	202	0:15:00.65	209		1:21:32.34	+0:26:30.16
				0:06:08.87	186	0:18:30.06	207							
196	256	MENESES Patricio		0:06:41.68	183	0:25:15.68	190	0:07:36.99	210	0:13:23.04	159		1:21:39.46	+0:26:37.28
				0:06:03.86	179	0:22:38.21	236							
197	319	EBENSPERGER Eduardo		0:06:43.52	187	0:25:49.86	203	0:06:58.77	158	0:13:05.61	147		1:21:51.34	+0:26:49.16
				0:06:02.10	174	0:23:11.48	238							
198	342	CORREA TANGARIFE Alexander		0:07:19.50	250	0:27:31.79	237	0:07:38.09	211	0:15:18.54	220		1:22:38.08	+0:27:35.90
				0:06:52.33	224	0:17:57.83	196							
199	305	NUNO Rodrigo		0:07:02.34	219	0:25:36.26	198	0:07:33.80	203	0:15:00.76	210	0:05:00.00	1:22:53.22	+0:27:51.04
				0:06:16.39	193	0:16:23.67	155							
200	117	HOCHSCHILD Julio		0:07:28.82	257	0:27:20.48	230	0:07:50.30	225	0:15:20.21	222		1:23:25.12	+0:28:22.94
				0:06:40.97	216	0:18:44.34	209							
201	348	LYON Horacio		0:07:02.78	221	0:26:21.91	214	0:07:08.60	175	0:13:26.50	164		1:23:51.67	+0:28:49.49
				0:05:47.96	161	0:24:03.92	240							
202	314	GUTIERREZ QUESADA Kevyn		0:07:08.50	233	0:28:25.16	248	0:07:50.82	226	0:14:39.68	203		1:24:11.16	+0:29:08.98
				0:07:30.15	237	0:18:36.85	208							
203	324	VASQUEZ ZUNIGA Cesar		0:07:41.57	272	0:27:30.67	235	0:08:35.96	257	0:15:28.68	224		1:24:15.54	+0:29:13.36
				0:06:39.93	215	0:18:18.73	204							
204	194	COLASANTO Luca		0:06:46.24	191	0:31:58.54	269	0:07:14.26	182	0:14:04.20	188		1:24:39.83	+0:29:37.65
				0:05:43.71	153	0:18:52.88	211							
205	271	AEDO BENAVENTE Rene Ignacio		0:07:33.84	262	0:30:15.73	259	0:08:17.81	250	0:15:03.14	211		1:24:46.53	+0:29:44.35
				0:06:29.54	208	0:17:06.47	181							
206	176	LOPEZ Jose		0:07:18.35	248	0:25:00.53	183	0:07:32.07	201	0:13:42.95	176		1:24:52.53	+0:29:50.35
				0:06:07.76	184	0:25:10.87	242							
207	247	BUTLER John		0:07:12.18	238	0:26:58.96	224	0:07:20.56	187	0:20:09.64	255		1:24:58.23	+0:29:56.05
				0:06:11.83	189	0:17:05.06	177							
208	285	TORRES MOYA Jose Raul		0:07:14.53	244	0:28:42.53	250	0:07:41.14	218	0:14:26.63	198		1:25:06.16	+0:30:03.98
				0:06:20.49	197	0:20:40.84	226							

Lo Barnechea Montenbaik Enduro

Lo Barnechea, Chile
March 24 - 25, 2018

RESULTS OVERALL

Pos	Plate	Name Team	Nat EMBA	Stage 1 Stage 5	Pos	Stage 2 Stage 6	Pos	Stage 3 Pos	Pos	Stage 4	Pos	Penalties	Time	Gap
MEN														
209	217	BOCK Lars		0:07:33.96	263	0:26:03.05	207	0:07:46.25	222	0:14:52.72	208	0:05:00.00	1:25:57.69	+0:30:55.51
				0:06:31.15	209	0:18:10.56	199							
210	122	AGUIRRE Joaquin		0:07:59.14	278	0:27:04.78	227	0:08:16.97	249	0:16:08.05	228		1:26:03.32	+0:31:01.14
				0:07:09.53	229	0:19:24.85	215							
211	303	RAMOS Francisco		0:08:25.63	293	0:27:18.86	229	0:08:01.85	238	0:14:47.29	207	0:02:00.00	1:26:15.30	+0:31:13.12
				0:06:47.59	221	0:18:54.08	213							
212	306	LOPEZ AVALOS Francisco		0:08:04.78	280	0:30:35.78	261	0:08:23.36	253	0:15:20.10	221	0:01:00.00	1:28:20.39	+0:33:18.21
				0:06:47.79	223	0:18:08.58	198							
213	290	CONCHA Tomas		0:07:08.62	235	0:26:13.68	210	0:08:04.43	240	0:15:15.39	219	0:05:00.00	1:28:29.09	+0:33:26.91
				0:06:27.43	205	0:20:19.54	222							
214	163	CARRASCO Mauricio		0:07:20.61	253	0:25:39.37	199	0:08:01.72	237	0:21:39.77	257		1:28:34.25	+0:33:32.07
				0:07:41.25	242	0:18:11.53	201							
215	227	GRUBER Markus		0:08:28.25	295	0:29:05.06	254	0:08:19.62	251	0:16:55.39	236		1:28:52.10	+0:33:49.92
			AUT.1984.22503	0:06:57.67	226	0:19:06.11	214							
216	280	GONZALEZ Felipe		0:07:38.25	268	0:27:49.84	240	0:08:25.86	254	0:14:34.41	201		1:29:03.52	+0:34:01.34
				0:09:48.83	249	0:20:46.33	228							
217	318	FERNANDEZ Patricio		0:08:18.13	290	0:27:32.11	238	0:09:03.78	271	0:17:20.28	241		1:29:27.13	+0:34:24.95
				0:07:35.66	240	0:19:37.17	218							
218	222	DALY Juan Luis		0:07:22.01	254	0:29:04.48	252	0:08:31.00	256	0:16:50.41	234		1:30:01.27	+0:34:59.09
				0:07:26.16	234	0:20:47.21	229							
219	223	CIFUENTES Diego		0:07:36.78	266	0:26:16.08	212	0:08:10.74	245	0:15:12.47	218	0:05:00.00	1:30:28.72	+0:35:26.54
				0:08:36.69	248	0:19:35.96	217							
220	156	SOTO CASTRO Felipe		0:08:13.43	288	0:30:46.96	263	0:08:37.29	259	0:15:47.60	227		1:30:41.46	+0:35:39.28
				0:07:36.97	241	0:19:39.21	219							
221	261	MATTE Enrique		0:07:58.21	277	0:29:06.04	255	0:08:42.38	262	0:16:08.74	229	0:05:00.00	1:31:12.46	+0:36:10.28
				0:05:57.79	172	0:18:19.30	205							
222	143	VASQUEZ CONTRERAS Nicolas		0:07:40.19	271	0:31:44.92	267	0:08:00.15	236	0:15:05.49	214	0:05:00.00	1:32:17.08	+0:37:14.90
				0:06:23.40	200	0:18:22.93	206							
223	275	PONCE Rodrigo		0:08:08.88	282	0:29:42.57	257	0:08:10.74	245	0:15:20.63	223		1:33:02.48	+0:38:00.30
				0:06:25.77	203	0:25:13.89	243							
224	170	CARTONI Jose		0:08:26.97	294	0:29:04.83	253	0:09:28.08	274	0:18:05.31	249		1:33:24.05	+0:38:21.87
				0:07:44.23	244	0:20:34.63	225							

Lo Barnechea Montenbaik Enduro

Lo Barnechea, Chile
March 24 - 25, 2018

RESULTS OVERALL

Pos	Plate	Name Team	Nat EMBA	Stage 1 Stage 5	Pos	Stage 2 Stage 6	Pos	Stage 3 Pos	Pos	Stage 4	Pos	Penalties	Time	Gap
MEN														
225	171	ACHONDO Pablo		0:08:17.00	289	0:31:56.62	268	0:10:57.11	288	0:16:22.17	233		1:34:47.91	+0:39:45.73
				0:07:10.00	230	0:20:05.01	220							
226	142	HUERTA LANDERRETCHE Oscar		0:06:20.53	144	0:43:59.79	297	0:06:49.00	140	0:12:07.90	111	0:05:00.00	1:34:57.10	+0:39:54.92
				0:05:13.76	101	0:15:26.12	120							
227	149	GILI Ignacio		0:07:34.06	264	0:26:42.59	220	0:08:21.93	252	0:13:38.32	174		1:35:20.89	+0:40:18.71
				0:07:03.10	227	0:32:00.89	246							
228	221	FONTANA Tomas		0:07:42.30	273	0:38:37.76	287	0:08:38.82	260	0:15:08.12	216		1:35:25.31	+0:40:23.13
				0:07:07.28	228	0:18:11.03	200							
229	288	CONCHA Santiago		0:07:28.19	256	0:35:55.94	281	0:07:41.59	220	0:15:04.63	213		1:35:51.33	+0:40:49.15
				0:06:32.72	211	0:23:08.26	237							
230	266	DONOSO Camilo		0:08:22.80	292	0:32:08.66	270	0:09:39.25	276	0:17:19.53	240		1:36:02.99	+0:41:00.81
				0:07:28.00	235	0:21:04.75	230							
231	277	LARRAIN Ignacio		0:07:50.83	276	0:27:03.23	226	0:11:36.67	290	0:14:44.10	206	0:10:00.00	1:36:23.68	+0:41:21.50
				0:06:20.62	198	0:18:48.23	210							
232	128	LARENAS Fernando		0:07:38.18	267	0:40:04.48	289	0:08:52.06	266	0:15:11.67	217		1:37:03.98	+0:42:01.80
				0:06:24.06	201	0:18:53.53	212							
233	323	FIGUEROA CASTELLANOS Ignacio		0:08:22.30	291	0:33:48.15	276	0:08:54.42	267	0:17:43.26	247		1:37:24.62	+0:42:22.44
				0:07:29.60	236	0:21:06.89	231							
234	278	LARACH Ignacio		0:08:09.81	283	0:33:40.19	274	0:08:43.82	264	0:18:09.80	250		1:38:39.74	+0:43:37.56
				0:08:29.24	247	0:21:26.88	234							
235	226	ROMAND Yvan		0:08:32.25	298	0:32:39.42	272	0:10:48.40	287	0:18:51.55	252		1:39:40.75	+0:44:38.57
			FRA.1991.22010	0:07:32.17	239	0:21:16.96	232							
236	308	VILLACRESES Pablo		0:08:30.26	296	0:31:35.61	266	0:15:44.00	294	0:19:11.61	254	0:05:00.00	1:48:03.83	+0:53:01.65
				0:07:20.15	232	0:20:42.20	227							
237	172	ROZAS Ivan		0:09:18.09	307	0:41:03.50	293	0:08:40.86	261	0:17:06.02	237	0:05:00.00	1:48:20.16	+0:53:17.98
				0:06:38.79	214	0:20:32.90	223							
238	309	GARRIDO GONZALEZ Ricardo Ignacio		0:08:32.26	299	0:37:38.47	285	0:10:28.90	285	0:17:28.33	243	0:05:00.00	1:49:04.52	+0:54:02.34
				0:07:31.15	238	0:22:25.41	235							
239	237	FUCHSLOCHER Francisco		0:07:50.00	275	0:40:15.56	290	0:08:56.20	268	0:17:30.12	245	0:05:00.00	1:49:58.92	+0:54:56.74
				0:09:53.29	250	0:20:33.75	224							
240	340	DEL RIO Matias		0:08:10.79	285	0:44:24.23	299	0:09:41.71	277	0:15:41.57	226	0:06:00.00	1:51:37.68	+0:56:35.50
				0:07:24.02	233	0:20:15.36	221							

Lo Barnechea Montenbaik Enduro

Lo Barnechea, Chile
March 24 - 25, 2018

RESULTS OVERALL

Pos	Plate	Name Team	Nat EMBA	Stage 1 Stage 5	Pos Pos	Stage 2 Stage 6	Pos Pos	Stage 3 Pos	Stage 4 Pos	Penalties	Time	Gap		
MEN														
241	320	PRADO DURAN Carlos Felipe		0:08:38.63	301	0:39:51.78	288	0:11:40.56	291	0:17:53.92	248	0:05:00.00	1:55:46.03	+1:00:43.85
				0:08:09.10	245	0:24:32.04	241							
242	127	OTERO PASTOR Juan		0:06:09.20	114	0:28:03.29	244	0:06:39.94	119	0:38:42.11	262	0:10:00.00	1:59:26.06	+1:04:23.88
				0:13:50.98	252	0:16:00.54	141							
243	178	DONOSO Gabriel		0:07:05.92	224	0:24:46.50	178	0:07:51.14	227	0:46:19.96	263	0:10:00.00	1:59:31.10	+1:04:28.92
				0:06:46.79	220	0:16:40.79	164							
244	270	LANDWEHR Christopher		0:09:41.66	310	0:41:43.61	295	0:10:30.80	286	0:18:52.16	253	0:10:00.00	2:10:45.67	+1:15:43.49
				0:13:56.89	253	0:26:00.55	244							
245	337	CANDIA Alejandro		0:08:03.69	279	0:38:10.71	286	0:08:36.03	258	0:17:35.76	246	0:11:00.00	2:17:09.77	+1:22:07.59
				0:32:20.70	254	0:21:22.88	233							
DNF	173	DE PABLO Benjamin		0:05:50.59	77	0:21:53.03	103	0:06:48.46	138	0:00				
				0:00		0:14:56.92	98							
DNF	115	FERNANDEZ Pedro Pablo		0:06:26.25	155	0:24:47.55	179	0:07:10.03	177	0:13:27.93	166			
				0:00		0:00								
DNF	47	SHIRLEY James	 GBR.1989.22351	0:05:42.94	59	0:20:50.25	74	0:06:35.16	111	0:13:20.38	157	0:05:00.00		
				0:04:44.58	45	0:00								
DNF	92	ROJAS OSORIO Ian Max		0:05:45.96	67	1:04:04.71	306	0:06:28.37	104	0:10:30.54	40	0:05:00.00		
				0:04:57.49	70	0:00								
DNF	111	BIANCHI Pablo		0:05:52.76	83	0:20:14.37	58	0:06:16.66	80	0:11:04.57	61			
				0:05:08.55	92	0:00								
DNF	140	BEYER OLCESE Carlos		0:06:14.29	126	0:22:33.59	123	0:06:33.75	107	0:11:57.04	104			
				0:05:20.23	107	0:00								
DNF	297	BUERSTER Jesse		0:06:25.17	150	0:23:31.84	154	0:06:31.62	106	0:17:28.54	244	0:05:00.00		
				0:06:43.00	218	0:00								
DNF	203	CLARO Daniel		0:06:43.16	186	0:26:07.24	209	0:07:38.10	212	0:13:00.25	139			
				0:06:47.61	222	0:00								
DNF	339	REYES Jose Tomas		0:07:36.23	265	0:31:21.42	265	0:09:43.76	278	0:16:50.77	235	0:05:00.00		
				0:07:10.02	231	0:00								
DNF	347	BRAVO Ricardo		0:09:06.43	305	0:30:41.23	262	0:09:10.78	272	0:17:17.63	239			
				0:08:11.38	246	0:00								
DNF	257	DIAZ Camilo		0:07:19.89	252	0:33:48.11	275	0:09:00.56	270	0:18:29.80	251	0:05:00.00		
				0:10:57.30	251	0:00								

Lo Barnechea Montenbaik Enduro

Lo Barnechea, Chile
March 24 - 25, 2018

RESULTS OVERALL

Pos	Plate	Name Team	Nat EMBA	Stage 1 Stage 5	Pos	Stage 2 Stage 6	Pos	Stage 3 Pos	Pos	Stage 4	Pos	Penalties	Time	Gap
MEN														
DNF	189	BOUSSETTA Anthony	 FRA.1983.22202	0:06:28.45 0:00	159	0:22:46.88 0:00	129	0:06:27.23	101	0:13:44.67	177			
DNF	279	DUCCI Gonzalo		0:08:12.50 0:00	286	0:34:17.99 0:00	277	0:10:02.13	283	0:16:09.05	230	0:01:00.00		
DNF	248	GONZALEZ Alan		0:09:11.71 0:00	306	0:28:18.47 0:00	246	0:08:56.36	269	0:16:20.23	232			
DNF	152	CONTRERAS Ivan		0:08:08.15 0:00	281	0:32:09.69 0:00	271	0:09:30.36	275	0:17:15.85	238			
DNF	198	SANCHEZ Adolfo		0:06:51.37 0:00	203	0:27:57.32 0:00	242	0:08:27.59	255	0:17:27.27	242			
DNF	157	RAMIREZ Gonzalo		0:08:10.48 0:00	284	0:40:21.18 0:00	291	0:09:49.26	280	0:20:38.62	256	0:10:00.00		
DNF	18	GRAVES Jared Specialized Racing	 AUS.1982.21740	0:05:24.54 0:00	11	0:18:48.86 0:00	8	0:05:37.92	10	0:24:16.28	258			
DNF	27	MIQUEL Kevin SUNN	 FRA.1991.21704	0:05:26.82 0:00	18	0:19:07.66 0:00	22	0:05:49.96	39	0:33:06.43	261			
DNF	334	LOZANO Juan Pablo		0:06:46.19 0:00	190	0:23:56.31 0:00	157	0:07:05.87	164	1:08:39.43	264			
DNF	2	DAILLY Adrien Team Lapierre	 FRA.1996.21677	0:05:18.89 0:00	5	0:18:16.81 0:00	2	0:05:30.41	5	0:00				
DNF	53	ROPELATO Mitch	 USA.1992.22734	0:05:32.00 0:00	28	0:19:36.49 0:00	41	0:05:38.94	15	0:00				
DNF	16	CURE Alexandre Miranda Racing Team	 FRA.1993.21675	0:05:43.94 0:00	62	0:19:06.96 0:00	21	0:05:44.36	29	0:00				
DNF	31	GARAY Iago Santa Cruz x SRAM	 ESP.1991.21707	0:05:34.25 0:00	39	0:26:46.21 0:00	222	0:05:52.32	44	0:00				
DNF	38	BRETAS Andre	 BRA.1987.21622	0:05:45.57 0:00	66	0:20:33.30 0:00	65	0:05:55.33	50	0:00				
DNF	93	HENOTT Felipe		0:05:47.27 0:00	69	0:20:36.15 0:00	68	0:05:57.15	54	0:00				
DNF	61	BENOIT Clement Chamrousse URGE bp Enduro Team	 FRA.1991.21770	0:05:37.31 0:00	43	0:20:29.04 0:00	63	0:05:59.36	58	0:00				

Lo Barnechea Montenbaik Enduro

Lo Barnechea, Chile
March 24 - 25, 2018

RESULTS OVERALL

Pos	Plate	Name Team	Nat EMBA	Stage 1 Stage 5	Pos	Stage 2 Stage 6	Pos	Stage 3 Pos	Pos	Stage 4	Pos	Penalties	Time	Gap
MEN														
DNF	76	EDGAR Brendon		0:05:41.22	55	0:22:15.05	117	0:06:03.58	64	0:00				
			CAN.1985.23003	0:00		0:00								
DNF	123	DIAZ Vicente		0:05:59.55	95	0:20:47.68	71	0:06:14.50	76	0:00				
				0:00		0:00								
DNF	276	ACUNA Jorge		0:06:18.23	139	0:26:41.15	219	0:06:52.56	146	0:00				
				0:00		0:00								
DNF	251	SORO Joan		0:06:36.96	177	0:23:26.95	150	0:07:10.29	178	0:00				
				0:00		0:00								
DNF	225	SALAS Diego		0:06:41.38	182	0:35:51.25	280	0:07:17.25	185	0:00				
				0:00		0:00								
DNF	304	PANATT Ignacio		0:07:07.50	231	0:32:49.68	273	0:07:23.14	191	0:00				
				0:00		0:00								
DNF	197	CELEDON PONCE Gonzalo Alejandro		0:06:33.86	170	0:25:54.26	204	0:07:29.93	199	0:00				
				0:00		0:00								
DNF	118	JUBERA Nicolas		0:06:38.99	179	0:23:11.97	141	0:07:30.08	200	0:00				
				0:00		0:00								
DNF	259	VIDAURRE Antonio		0:06:34.89	173	0:25:09.01	188	0:07:36.25	209	0:00				
				0:00		0:00								
DNF	458	CHARLIN Francisco		0:07:12.68	239	0:00		0:07:54.92	230	0:00				
				0:00		0:00								
DNF	187	WILSON Andrew		0:06:52.05	206	0:25:42.94	201	0:08:05.91	242	0:00	0:05:00.00			
				0:00		0:00								
DNF	273	NEIRA OYARZO Jorge		0:06:58.32	214	0:24:46.10	176	0:08:06.96	243	0:00				
				0:00		0:00								
DNF	272	JADUE Pedro		0:20:01.96	319	0:27:54.32	241	0:08:08.22	244	0:00				
				0:00		0:00								
DNF	258	RIQUELME REYES Carlos Alberto		0:07:12.82	240	0:29:34.68	256	0:08:14.74	248	0:00				
				0:00		0:00								
DNF	321	WETTKE Rodrigo		0:07:19.50	250	0:25:34.62	197	0:08:50.26	265	0:00				
				0:00		0:00								
DNF	206	OSORIO Luis		0:07:06.44	227	0:34:58.42	278	0:09:18.23	273	0:00	0:01:00.00			
				0:00		0:00								

Lo Barnechea Montenbaik Enduro

Lo Barnechea, Chile
March 24 - 25, 2018

RESULTS OVERALL

Pos	Plate	Name Team	Nat EMBA	Stage 1 Stage 5	Pos Pos	Stage 2 Stage 6	Pos Pos	Stage 3 Pos	Pos	Stage 4	Pos	Penalties	Time	Gap
MEN														
DNF	36	FERREIRO Toni	 ESP.1990.22450	0:05:39.57 0:00	52	0:20:25.35 0:00	62	0:09:45.97	279	0:00				
DNF	346	LOAIZA RUIZ Jorge Mario		0:09:24.91 0:00	309	0:35:50.02 0:00	279	0:09:58.91	281	0:00				
DNF	133	GONI Sebastian		0:08:12.95 0:00	287	0:37:19.16 0:00	284	0:10:01.85	282	0:00				
DNF	286	BLANCO Christian		0:07:43.41 0:00	274	0:31:00.23 0:00	264	0:10:12.05	284	0:00	0:10:00.00			
DNF	57	HAMILTON Jeremy	 AUS.1988.21639	0:05:51.90 0:00	79	0:19:48.87 0:00	51	0:11:01.99	289	0:00				
DNF	238	LAMA Matias		0:09:22.84 0:00	308	0:48:24.82 0:00	302	0:13:24.33	293	0:00	0:05:00.00			
DNF	39	BRYCELAND Josh	 GBR.1990.22732	0:05:25.38 0:00	14	0:19:02.55 0:00	18	0:00		0:00				
DNF	71	VERNER Rhys	 CAN.1997.22407	0:05:42.70 0:00	58	0:19:37.61 0:00	43	0:00		0:00				
DNF	298	GILLIS Andrew		0:07:07.13 0:00	228	0:29:43.10 0:00	258	0:00		0:00				
DNF	291	DIEZ Horacio		0:07:33.01 0:00	260	0:30:32.24 0:00	260	0:00		0:00				
DNF	167	CORREA Alfonso		0:06:26.20 0:00	154	0:37:07.94 0:00	283	0:00		0:00	0:01:00.00			
DNF	267	BALBOA Manuel		0:08:35.57 0:00	300	0:41:05.77 0:00	294	0:00		0:00	0:05:00.00			
DNF	311	VIDAL Martin Eduardo		0:10:15.55 0:00	313	0:41:58.08 0:00	296	0:00		0:00				
DNF	165	PLANT Francisco		0:10:01.84 0:00	311	0:44:05.50 0:00	298	0:00		0:00				
DNF	283	CORDERO Jorge		0:10:23.99 0:00	314	0:46:57.75 0:00	300	0:00		0:00				
DNF	338	GARCIA Rafael		0:13:02.65 0:00	317	0:48:24.42 0:00	301	0:00		0:00				

Lo Barnechea Montenaik Enduro

Lo Barnechea, Chile
March 24 - 25, 2018

RESULTS OVERALL

Pos	Plate	Name Team	Nat EMBA	Stage 1 Stage 5	Pos Pos	Stage 2 Stage 6	Pos Pos	Stage 3 Pos	Pos	Stage 4	Pos	Penalties	Time	Gap
MEN														
DNF	195	OTHAX-DUBEDOUT Mickael	 FRA.1995.21983	0:06:35.80 0:00	175	0:50:55.08 0:00	303			0:00				
DNF	325	PAREDES Cristian		0:08:47.12 0:00	302	0:53:08.34 0:00	304			0:00				
DNF	262	CESPED Matias		0:08:51.58 0:00	303	0:54:19.44 0:00	305			0:00				
DNF	302	AZPURUA Jose		0:12:33.13 0:00	316	1:17:49.40 0:00	307			0:00				
DNF	212	SILVA GRANDÓN Rodrigo		0:19:36.84 0:00	318	2:06:45.35 0:00	308			0:00		0:05:00.00		
DNF	88	VIAL Felipe		0:05:29.17 0:00	24	0:00 0:00				0:00				
DNF	48	PANOZZO Chris	 AUS.1987.21648	0:05:37.93 0:00	45	0:00 0:00				0:00				
DNF	138	PLAZA John		0:06:01.67 0:00	97	0:00 0:00				0:00				
DNF	95	RAMIREZ DUPUY Sebastian		0:06:04.52 0:00	104	0:00 0:00				0:00				
DNF	112	NOEMI Alejandro		0:06:15.04 0:00	128	0:00 0:00				0:00				
DNF	260	ADILLE FUENTEALBA Jonathan Antonio		0:06:31.08 0:00	163	0:00 0:00				0:00				
DNF	289	CONCHA Martin		0:06:46.16 0:00	189	0:00 0:00				0:00				
DNF	336	BOSCH Hugo		0:08:30.79 0:00	297	0:00 0:00				0:00				
DNF	244	VICENCIO Rodrigo		0:10:06.22 0:00	312	0:00 0:00				0:00				
DNF	349	PIZARRO Jerson Escobar		0:10:46.62 0:00	315	0:00 0:00				0:00				
DSQ	201	MASCARENHAS Lucca		0:06:59.57 0:00		1:02:05.15 0:00		0:07:53.06		0:00				

Lo Barnechea Montenbaik Enduro

Lo Barnechea, Chile
March 24 - 25, 2018

RESULTS OVERALL

Pos	Plate	Name Team	Nat EMBA	Stage 1 Stage 5	Pos Pos	Stage 2 Stage 6	Pos Pos	Stage 3	Pos	Stage 4	Pos	Penalties	Time	Gap
MEN														
DSQ	215	BULNES Fernando		0:07:32.17 0:00		1:38:43.15 0:00		0:08:22.87		0:00				
DSQ	234	SOLARI Sebastian		0:09:29.47 0:00		1:03:18.31 0:00		0:19:24.63		0:00				
MEN Master 40+														
1	394	AMOUR Karim Miranda Racing Team	 FRA.1975.21696	0:05:53.25 0:04:59.50	1 1	0:20:54.38 0:14:50.17	2 3	0:06:04.15	2	0:11:31.55	1		1:04:13.00	
2	395	BRODERICK Michael	 USA.1973.22376	0:05:56.46 0:05:01.30	2 2	0:21:22.87 0:14:23.09	3 2	0:06:18.12	3	0:12:02.34	3		1:05:04.18	+0:00:51.18
3	396	CIZINSKY Milan	 CZE.1974.22018	0:06:12.98 0:05:17.85	3 5	0:22:06.02 0:15:00.38	4 4	0:06:28.93	4	0:11:49.45	2		1:06:55.61	+0:02:42.61
4	399	VASQUEZ Felipe		0:06:13.41 0:05:24.17	4 6	0:22:29.34 0:15:08.08	6 5	0:06:34.50	5	0:12:09.87	5		1:07:59.37	+0:03:46.37
5	401	VARGAS Alvaro		0:06:18.46 0:05:16.99	6 4	0:22:07.25 0:15:39.32	5 7	0:06:49.36	7	0:12:09.74	4		1:08:21.12	+0:04:08.12
6	404	TOLEDO RENFTEL Juan Esteban		0:06:52.09 0:06:04.01	12 10	0:22:33.17 0:15:15.95	7 6	0:06:54.24	8	0:12:44.58	6		1:10:24.04	+0:06:11.04
7	397	WEST Mike	 USA.1974.23022	0:06:14.27 0:05:12.56	5 3	0:20:50.26 0:13:57.96	1 1	0:05:57.65	1	0:19:14.28	32		1:11:26.98	+0:07:13.98
8	460	COBB John	 GBR.1967.21468	0:07:01.60 0:06:02.69	15 9	0:24:16.90 0:16:41.96	9 10	0:07:32.81	15	0:13:13.00	7		1:14:48.96	+0:10:35.96
9	407	MOREIRA Lucas	 BRA.1977.22498	0:06:38.30 0:06:13.96	8 14	0:25:02.22 0:16:52.82	10 11	0:07:11.99	11	0:13:53.18	12		1:15:52.47	+0:11:39.47
10	459	CLARKE Brendan	 NZL.1975.22288	0:06:43.08 0:06:02.41	9 8	0:26:24.59 0:16:22.80	16 9	0:07:15.68	12	0:13:26.76	8		1:16:15.32	+0:12:02.32
11	449	GUTIERREZ Matias		0:07:07.86 0:06:15.34	17 15	0:25:24.74 0:17:12.11	11 12	0:07:42.89	19	0:14:21.80	14		1:18:04.74	+0:13:51.74
12	403	LARENAS Felipe		0:07:05.46 0:06:36.66	16 21	0:26:51.59 0:17:48.75	22 15	0:07:39.95	18	0:13:45.28	10		1:19:47.69	+0:15:34.69
13	432	GRAPPIOLO Maximiliano Javier		0:06:59.70 0:06:31.75	14 19	0:26:30.27 0:17:52.21	17 16	0:07:49.05	23	0:14:36.12	18		1:20:19.10	+0:16:06.10

Lo Barnechea Montenbaik Enduro

Lo Barnechea, Chile
March 24 - 25, 2018

RESULTS OVERALL

Pos	Plate	Name Team	Nat EMBA	Stage 1 Stage 5	Pos	Stage 2 Stage 6	Pos	Stage 3 Pos	Pos	Stage 4	Pos	Penalties	Time	Gap
MEN Master 40+														
14	424	GIRALDO SOTO Mauricio		0:07:18.12	21	0:26:38.59	18	0:07:23.50	14	0:15:14.96	23		1:20:39.45	+0:16:26.45
				0:06:21.68	16	0:17:42.60	14							
15	416	CORREA Pedro		0:07:25.73	23	0:26:16.03	14	0:08:09.02	27	0:14:18.94	13		1:20:55.13	+0:16:42.13
				0:06:24.59	18	0:18:20.82	20							
16	422	PEREZ Rodrigo		0:07:55.85	37	0:26:41.60	19	0:07:59.85	25	0:15:08.30	21		1:22:08.96	+0:17:55.96
				0:07:08.51	25	0:17:14.85	13							
17	423	WEDELES Felipe		0:07:31.45	25	0:27:58.94	27	0:07:58.48	24	0:16:12.31	25		1:24:49.57	+0:20:36.57
				0:06:35.93	20	0:18:32.46	22							
18	447	OLIVARES Kai		0:07:26.16	24	0:26:08.65	13	0:07:43.90	20	0:14:36.09	17	0:05:00.00	1:25:24.05	+0:21:11.05
				0:06:04.41	11	0:18:24.84	21							
19	444	ACEVEDO Cristian		0:07:34.58	26	0:25:33.28	12	0:07:19.24	13	0:13:48.78	11	0:05:00.00	1:26:03.68	+0:21:50.68
				0:06:23.71	17	0:20:24.09	28							
20	446	SAAVEDRA BURGOS Rodrigo		0:07:45.83	30	0:27:09.25	23	0:08:37.48	32	0:15:13.88	22		1:26:52.22	+0:22:39.22
				0:07:46.52	29	0:20:19.26	27							
21	398	DUBELLOY Paul		0:06:48.86	11	0:33:09.64	39	0:07:04.69	10	0:13:36.74	9	0:05:00.00	1:27:29.56	+0:23:16.56
				0:05:42.77	7	0:16:06.86	8							
22	450	HAYLER Jorge		0:08:27.29	45	0:28:54.48	30	0:08:22.61	28	0:16:44.81	27		1:29:24.53	+0:25:11.53
				0:07:29.60	27	0:19:25.74	26							
23	443	SANHUEZA RIVAS Cristian		0:07:12.30	18	0:30:11.32	33	0:07:46.21	22	0:14:54.90	20	0:05:00.00	1:30:22.95	+0:26:09.95
				0:06:57.65	23	0:18:20.57	19							
24	414	HERRERA AZAGRA Jeffrey		0:07:40.36	27	0:35:27.21	42	0:08:56.50	33	0:14:30.43	15		1:31:46.13	+0:27:33.13
				0:06:10.77	13	0:19:00.86	24							
25	453	DE LA FUENTE RUIZ LARREA Sergio		0:07:54.07	35	0:28:25.42	28	0:07:36.08	17	0:23:25.39	35		1:32:24.48	+0:28:11.48
				0:06:53.43	22	0:18:10.09	18							
26	425	DIAZ Rafael		0:06:57.74	13	0:29:12.29	31	0:09:00.25	34	0:15:45.47	24	0:06:00.00	1:33:00.63	+0:28:47.63
				0:07:00.85	24	0:19:04.03	25							
27	440	CUELLO Rafael		0:06:44.02	10	0:26:50.20	21	0:07:35.01	16	0:24:46.33	37	0:05:00.00	1:35:03.24	+0:30:50.24
				0:06:05.62	12	0:18:02.06	17							
28	457	COURT Juan		0:08:11.93	42	0:28:44.33	29	0:09:26.30	38	0:16:17.90	26	0:05:00.00	1:36:45.03	+0:32:32.03
				0:08:19.19	32	0:20:45.38	29							
29	448	SLUSARENKO Andrei		0:07:43.73	29	0:36:31.48	44	0:09:00.96	35	0:14:31.73	16	0:05:00.00	1:39:01.21	+0:34:48.21
				0:07:21.31	26	0:18:52.00	23							

Lo Barnechea Montenbaik Enduro

Lo Barnechea, Chile
March 24 - 25, 2018

RESULTS OVERALL

Pos	Plate	Name Team	Nat EMBA	Stage 1 Stage 5	Pos	Stage 2 Stage 6	Pos	Stage 3 Pos	Pos	Stage 4	Pos	Penalties	Time	Gap
MEN Master 40+														
30	409	GARDA Aldo Marcelo		0:07:49.75	32	0:31:32.35	34	0:09:14.15	36	0:17:40.22	28	0:05:00.00	1:40:24.67	+0:36:11.67
				0:07:36.46	28	0:21:31.74	30							
31	418	NUNEZ Sergio		0:08:37.68	47	0:35:57.54	43	0:09:31.08	39	0:18:48.73	30		1:43:24.70	+0:39:11.70
				0:08:19.00	30	0:22:10.67	31							
32	437	SALAZAR Omar Dario		0:09:24.21	50	0:38:07.72	45	0:09:58.88	41	0:20:45.43	33	0:10:00.00	2:04:32.88	+1:00:19.88
				0:08:26.62	33	0:27:50.02	33							
33	436	CANAS Juan		0:10:15.64	52	0:40:20.76	47	0:09:56.18	40	0:23:45.90	36	0:10:00.00	2:11:29.21	+1:07:16.21
				0:09:40.96	34	0:27:29.77	32							
DNF	435	CABELLO Rodrigo		0:08:12.75	43	0:26:17.08	15	0:08:01.69	26	0:14:40.89	19			
				0:08:19.08	31	0:00								
DNF	434	OCAMPO Juan Sebastian		0:07:13.51	19	0:23:55.84	8	0:06:57.72	9	0:18:33.36	29			
				0:00		0:00								
DNF	420	ARAYA RIVERAS Hugo		0:07:50.05	33	0:29:21.33	32	0:08:37.01	31	0:18:54.39	31			
				0:00		0:00								
DNF	445	SEREY Eduardo		0:07:54.26	36	0:31:43.03	35	0:09:16.68	37	0:20:56.09	34	0:05:00.00		
				0:00		0:00								
DNF	400	ETCHEGARAY Lesly		0:06:22.86	7	0:00		0:06:45.92	6	0:00				
				0:00		0:00								
DNF	461	VALVERDE Juan		0:07:16.63	20	0:27:38.67	24	0:07:45.99	21	0:00		0:05:00.00		
				0:00		0:00								
DNF	451	ERRAZURIZ Andres		0:08:02.30	39	0:27:47.02	26	0:08:22.70	29	0:00				
				0:00		0:00								
DNF	408	DIAS Leonardo		0:07:46.79	31	0:26:46.16	20	0:08:27.15	30	0:00				
			BRA.1972.22743	0:00		0:00								
DNF	456	BINDER Jaime		0:09:02.67	49	0:33:43.26	41	0:11:24.67	42	0:00				
				0:00		0:00								
DNF	412	AMUCHASTEGUI Nicolas Santiago		0:08:59.40	48	0:33:09.54	38	0:11:43.77	43	0:00				
				0:00		0:00								
DNF	438	ROBLES ABALOS Jorge Luis		0:08:03.62	40	0:27:39.04	25	0:00		0:00				
				0:00		0:00								
DNF	415	LUCERO Sebastian		0:08:09.60	41	0:32:10.48	36	0:00		0:00				
				0:00		0:00								

Lo Barnechea Montenbaik Enduro

Lo Barnechea, Chile
March 24 - 25, 2018

RESULTS OVERALL

Pos	Plate	Name Team	Nat EMBA	Stage 1 Stage 5	Pos	Stage 2 Stage 6	Pos	Stage 3 Pos	Pos	Stage 4	Pos	Penalties	Time	Gap
MEN Master 40+														
DNF	427	GUARDA Juan		0:08:01.93 0:00	38	0:32:31.51 0:00	37		0:00		0:00			
DNF	429	GONZALEZ Maximiliano		0:08:26.85 0:00	44	0:33:14.95 0:00	40		0:00		0:00			
DNF	452	MARTINEZ Cristian		0:09:54.46 0:00	51	0:38:18.14 0:00	46		0:00		0:00			
DNF	441	CUELLO Santiago		0:08:35.33 0:00	46	0:48:49.78 0:00	48		0:00		0:00			
DNF	431	RIOS LUCO Mauricio		0:13:58.51 0:00	53	0:50:30.34 0:00	49		0:00		0:00			
DNF	402	BUSTOS MANGEL Emiliano		0:07:22.45 0:00	22	0:00 0:00			0:00		0:00			
DNF	410	SANHUEZA Andres		0:07:41.59 0:00	28	0:00 0:00			0:00		0:00			
DNF	411	BENVENUTO FACCO Angelo		0:07:52.63 0:00	34	0:00 0:00			0:00		0:00			
DNF	433	RUBIO Sebastian		0:00 0:00		0:00 0:00			0:00		0:00			
DNF	421	ASTORGA ESTAY Guiliano Francisco		0:00 0:00		0:00 0:00			0:00		0:00			
MEN Under 21														
1	356	NASON Duncan Yeti / Fox Shock Factory Race Team	 USA.1999.21709	0:05:36.63 0:05:00.68	3 10	<u>0:19:29.55</u> <u>0:13:10.76</u>	<u>1</u> <u>1</u>	0:05:44.40	2	0:10:41.87	3		0:59:43.89	
2	357	LUCAS Cole	 NZL.1998.23013	0:05:39.08 0:04:45.45	5 4	0:19:41.47 0:13:13.10	3 2	<u>0:05:44.03</u>	<u>1</u>	0:10:56.85	8		0:59:59.98	+0:00:16.09
3	355	KOEN Matthew	 USA.1998.22470	0:05:25.23 0:04:42.20	2 2	0:20:10.27 0:13:14.14	5 3	0:05:48.82	3	0:11:13.39	9		1:00:34.05	+0:00:50.16
4	352	SECONDI Nathan	 FRA.1999.22133	0:05:47.13 0:04:43.78	7 3	0:20:10.79 0:13:33.61	6 5	0:05:57.84	7	0:10:40.64	2		1:00:53.79	+0:01:09.90
5	354	HEAP Elliott Chain Reaction Cycles Mavic	 GBR.1998.21783	<u>0:05:24.73</u> <u>0:04:32.75</u>	<u>1</u> <u>1</u>	0:21:26.39 0:13:17.08	12 4	0:05:56.30	6	<u>0:10:32.26</u>	<u>1</u>		1:01:09.51	+0:01:25.62

Lo Barnechea Montenbaik Enduro

Lo Barnechea, Chile
March 24 - 25, 2018

RESULTS OVERALL

Pos	Plate	Name Team	Nat EMBA	Stage 1 Stage 5	Pos Pos	Stage 2 Stage 6	Pos Pos	Stage 3	Pos	Stage 4	Pos	Penalties	Time	Gap
MEN Under 21														
6	359	BAUD Eliott		0:05:42.62	6	0:20:25.08	7	0:05:53.66	4	0:10:44.77	5		1:01:26.91	+0:01:43.02
			FRA.1998.22053	0:05:02.43	11	0:13:38.35	7							
7	381	SALAZAR CISTERNAS Claudio		0:05:50.99	10	0:20:32.36	8	0:06:05.82	11	0:10:42.88	4		1:02:00.19	+0:02:16.30
				0:04:50.09	6	0:13:58.05	9							
8	374	RIQUELME Fernando		0:05:49.98	9	0:19:41.23	2	0:06:04.02	10	0:10:45.38	6	0:01:00.00	1:02:13.91	+0:02:30.02
				0:04:55.05	7	0:13:58.25	10							
9	353	SELF Daniel		0:05:55.18	11	0:21:24.98	11	0:06:02.89	9	0:11:21.77	10		1:03:17.85	+0:03:33.96
			NZL.1998.21834	0:04:58.84	9	0:13:34.19	6							
10	350	BLAHA Vojtech		0:05:55.55	12	0:22:38.00	17	0:05:59.76	8	0:10:53.26	7		1:04:02.71	+0:04:18.82
			CZE.1999.22684	0:04:46.55	5	0:13:49.59	8							
11	358	RICHARDSON John		0:05:56.10	13	0:21:41.78	13	0:06:08.97	12	0:11:41.98	11		1:04:37.24	+0:04:53.35
			NZL.1999.22929	0:05:04.29	12	0:14:04.12	11							
12	361	AGURTO Felipe		0:05:37.46	4	0:19:59.32	4	0:05:56.00	5	0:15:08.65	30		1:05:46.56	+0:06:02.67
				0:04:55.56	8	0:14:09.57	12							
13	364	PLAUT Claus		0:06:12.93	18	0:21:19.52	10	0:06:30.89	19	0:11:49.27	12		1:06:27.84	+0:06:43.95
				0:05:10.32	13	0:15:24.91	15							
14	367	PAREDES MORENO Jose Pablo		0:06:16.78	19	0:22:27.30	14	0:06:29.94	18	0:12:06.73	15		1:07:58.91	+0:08:15.02
				0:05:11.64	14	0:15:26.52	16							
15	351	PESTAK Martin		0:06:19.73	20	0:22:41.05	18	0:06:26.37	17	0:12:19.74	16		1:08:12.01	+0:08:28.12
			CZE.2000.22245	0:05:25.80	16	0:14:59.32	13							
16	369	CLARO Manuel		0:06:12.72	17	0:22:30.35	15	0:06:22.84	16	0:11:59.52	14		1:08:19.64	+0:08:35.75
				0:05:28.53	17	0:15:45.68	19							
17	376	JONSSON Sharjah		0:06:29.43	25	0:22:46.97	19	0:06:21.58	15	0:11:55.45	13		1:08:44.14	+0:09:00.25
			RSA.1999.22749	0:05:33.13	19	0:15:37.58	17							
18	389	GONZALEZ TOBAR Joaquin Ignacio		0:06:23.64	22	0:23:50.69	21	0:06:32.38	20	0:14:22.73	24		1:11:34.82	+0:11:50.93
				0:05:20.47	15	0:15:04.91	14							
19	371	CADAVID Lorenzo		0:06:22.32	21	0:22:33.04	16	0:06:34.20	21	0:14:36.06	27		1:11:39.13	+0:11:55.24
				0:05:31.65	18	0:16:01.86	21							
20	387	BEZANILLA Paulo		0:06:53.50	31	0:24:22.60	24	0:06:57.96	25	0:12:57.01	17		1:12:48.18	+0:13:04.29
				0:05:48.55	22	0:15:48.56	20							
21	388	AGUIRRE MERY Jose Pablo		0:07:11.77	39	0:23:51.70	22	0:07:00.65	26	0:13:02.85	18		1:13:05.80	+0:13:21.91
				0:05:52.40	23	0:16:06.43	23							

Lo Barnechea Montenbaik Enduro

Lo Barnechea, Chile
March 24 - 25, 2018

RESULTS OVERALL

Pos	Plate	Name Team	Nat EMBA	Stage 1 Stage 5	Pos	Stage 2 Stage 6	Pos	Stage 3 Pos	Pos	Stage 4	Pos	Penalties	Time	Gap
MEN Under 21														
22	377	KRISTENSEN Joel	 AUS.1998.21469	0:06:38.64	28	0:26:25.02	28	0:06:44.03	22	0:13:05.56	19	0:01:00.00	1:15:53.56	+0:16:09.67
				0:05:56.01	24	0:16:04.30	22							
23	373	CERPA Javier		0:06:56.76	32	0:25:41.60	27	0:08:38.82	35	0:13:22.95	21		1:16:33.04	+0:16:49.15
				0:06:07.69	26	0:15:45.22	18							
24	393	BENKEL Pedro		0:06:43.41	29	0:26:34.26	30	0:07:24.00	30	0:13:16.64	20		1:17:16.84	+0:17:32.95
				0:06:19.75	28	0:16:58.78	25							
25	383	ELGUETA Marcos		0:06:59.58	33	0:25:19.39	26	0:07:01.46	28	0:14:24.53	25		1:17:59.96	+0:18:16.07
				0:05:57.92	25	0:18:17.08	31							
26	380	ROBSON Joao Vitor	 BRA.1998.21528	0:07:03.45	38	0:26:32.22	29	0:07:23.47	29	0:14:24.79	26		1:19:10.77	+0:19:26.88
				0:06:41.43	31	0:17:05.41	26							
27	368	PEREZ Augustin		0:06:33.95	26	0:25:02.96	25	0:06:45.01	24	0:14:59.11	28	0:05:00.00	1:21:36.51	+0:21:52.62
				0:05:44.21	20	0:17:31.27	28							
28	384	CUESTA ARISTIZABAL Gustavo		0:07:26.77	41	0:28:32.17	32	0:07:52.02	33	0:14:19.09	23		1:22:42.59	+0:22:58.70
				0:06:42.36	32	0:17:50.18	29							
29	385	GASALY Vicente		0:07:01.63	37	0:28:17.73	31	0:08:21.13	34	0:15:04.73	29		1:24:13.28	+0:24:29.39
				0:06:16.01	27	0:19:12.05	32							
30	391	VALENZUELA Francisco		0:07:00.69	35	0:32:25.80	34	0:07:41.91	32	0:14:13.64	22		1:25:12.60	+0:25:28.71
				0:06:26.36	29	0:17:24.20	27							
31	392	PUFFE Allan		0:07:45.00	42	0:31:11.20	33	0:07:29.72	31	0:16:15.07	31		1:27:05.28	+0:27:21.39
				0:06:31.14	30	0:17:53.15	30							
32	366	DONOSO Pedro		0:06:35.22	27	0:24:20.02	23	0:07:01.27	27	0:30:07.78	33	0:01:00.00	1:31:10.14	+0:31:26.25
				0:05:48.47	21	0:16:17.38	24							
33	390	VERGARA Francisco		0:10:35.02	43	0:34:32.19	35	0:10:10.65	36	0:20:00.35	32	0:10:00.00	2:07:15.49	+1:07:31.60
				0:15:15.60	33	0:26:41.68	33							
DNF	363	NOEMI Jose Tomas		0:05:59.64	14	0:21:06.86	9	0:06:13.20	13	0:00				
				0:00		0:00								
DNF	365	BURNS Jeronimo		0:05:49.91	8	1:27:00.75	37	0:06:20.59	14	0:00				
				0:00		0:00								
DNF	386	ELISSETCHE Lucas		0:06:24.51	23	0:23:01.14	20	0:06:44.85	23	0:00				
				0:00		0:00								
DNF	379	GIDDINGS Matias		0:06:43.89	30	0:42:43.04	36	0:00		0:00				
				0:00		0:00								

Lo Barnechea Montenbaik Enduro

Lo Barnechea, Chile
March 24 - 25, 2018

RESULTS OVERALL

Pos	Plate	Name Team	Nat EMBA	Stage 1 Stage 5	Pos	Stage 2 Stage 6	Pos	Stage 3 Pos	Pos	Stage 4	Pos	Penalties	Time	Gap
MEN Under 21														
DNF	362	LANZ Felipe		0:06:01.54 0:00	15	0:00 0:00		0:00		0:00				
DNF	375	FAVA Diego		0:06:12.51 0:00	16	0:00 0:00		0:00		0:00				
DNF	370	MUNOZ Esteban		0:06:27.68 0:00	24	0:00 0:00		0:00		0:00				
DNF	372	GONCALVES Caio		0:07:00.43 0:00	34	0:00 0:00		0:00		0:00				
			BRA.1999.22501											
DNF	382	LUPI Francisco		0:07:01.55 0:00	36	0:00 0:00		0:00		0:00				
DNF	378	NAPPE SANHUEZA Paul		0:07:22.55 0:00	40	0:00 0:00		0:00		0:00				
DNF	360	SAN ROMAN Javier Orbea Enduro Team		0:12:01.12 0:00	44	0:00 0:00		0:00		0:00				
			ESP.1998.21646											
WOMEN														
1	1	RAVANEL Cecile Commençal Vallnord Enduro Racing Team		0:05:52.64 0:04:49.58	1	0:20:37.56 0:14:17.49	1	0:06:16.10	1	0:12:13.98	9		1:04:07.35	
2	2	COURDURIER Isabeau Intense Mavic Collective		0:06:09.46 0:04:56.18	2	0:21:04.79 0:14:53.30	2	0:06:28.37	3	0:11:22.94	1		1:04:55.04	+0:00:47.69
3	3	WINTON Katy Trek Factory Racing		0:06:10.40 0:05:16.38	3	0:21:18.79 0:14:47.08	3	0:06:42.88	7	0:11:41.96	2		1:05:57.49	+0:01:50.14
4	8	BARAONA Bex Ibis Cycles Enduro Race Team		0:06:21.62 0:05:08.57	4	0:22:04.97 0:15:11.15	4	0:06:45.59	8	0:11:58.34	4		1:07:30.24	+0:03:22.89
5	5	GEHRIG Caro Norco Twins Racing		0:06:27.57 0:05:27.25	9	0:22:33.09 0:15:01.01	8	0:06:38.31	5	0:12:02.68	5		1:08:09.91	+0:04:02.56
6	13	ESPINEIRA Flow		0:06:22.23 0:05:29.35	5	0:22:26.21 0:15:25.70	6	0:06:41.43	6	0:11:54.86	3		1:08:19.78	+0:04:12.43
7	7	KOREM Noga GT Factory Racing		0:06:27.15 0:05:26.65	8	0:22:49.40 0:15:12.03	10	0:06:47.75	9	0:12:10.64	8		1:08:53.62	+0:04:46.27
8	10	MORRISON Raewyn Giant Factory Off-Road Team		0:06:55.42 0:05:19.60	12	0:23:06.85 0:15:13.12	11	0:06:48.07	10	0:12:07.01	6		1:09:30.07	+0:05:22.72

Lo Barnechea Montenbaik Enduro

Lo Barnechea, Chile
March 24 - 25, 2018







RESULTS OVERALL

Pos	Plate	Name Team	Nat EMBA	Stage 1 Stage 5	Pos Pos	Stage 2 Stage 6	Pos Pos	Stage 3 Pos	Pos	Stage 4 Pos	Pos	Penalties	Time	Gap
WOMEN														
9	6	THOMA Ines Canyon Factory Enduro Team	 GER.1989.21750	0:06:22.25 0:05:16.14	6 4	0:22:24.51 0:17:27.25	5 14	0:06:30.72	4	0:12:07.27	7		1:10:08.14	+0:06:00.79
10	9	COOK Becky Orbea Enduro Team	 GBR.1986.21664	0:06:48.51 0:05:46.45	11 11	0:22:42.42 0:16:03.33	9 11	0:07:01.62	12	0:12:33.59	11		1:10:55.92	+0:06:48.57
11	12	BEERTEN Anneke Alchemy Bicycles Factory Racing	 NED.1982.21807	0:06:56.89 0:05:50.90	13 12	0:23:12.49 0:15:21.87	12 8	0:06:48.35	11	0:13:04.06	12		1:11:14.56	+0:07:07.21
12	16	BATTISTA Laura	 AUS.1988.22132	0:07:29.13 0:06:12.11	15 14	0:25:24.03 0:17:00.28	14 12	0:07:34.10	15	0:14:01.63	13		1:17:41.28	+0:13:33.93
13	17	STETSON-LEE Teal	 USA.1986.22386	0:07:30.67 0:06:23.57	16 15	0:26:53.12 0:17:06.48	15 13	0:07:32.24	14	0:14:59.95	16		1:20:26.03	+0:16:18.68
14	18	GILL Martha	 GBR.1997.22469	0:06:41.59 0:05:35.15	10 10	0:34:05.70 0:15:58.62	21 10	0:07:10.94	13	0:12:14.12	10		1:21:46.12	+0:17:38.77
15	11	KJ SHARP Hope Factory Racing	 GBR.1994.21662	0:07:32.26 0:06:10.72	17 13	0:29:17.07 0:17:48.62	18 15	0:08:00.47	16	0:14:34.37	15		1:23:23.51	+0:19:16.16
16	22	HERMOSILLA BUNTING Tamara		0:07:45.67 0:06:31.00	18 16	0:27:25.58 0:18:53.13	16 16	0:09:03.79	20	0:14:28.95	14		1:24:08.12	+0:20:00.77
17	25	ENLUND Jess	 SWE.1989.22339	0:08:03.98 0:06:35.50	20 17	0:28:15.38 0:19:10.64	17 18	0:08:27.64	17	0:15:42.54	18		1:26:15.68	+0:22:08.33
18	24	LEGGETT Alicia	 USA.1995.22397	0:07:59.53 0:06:42.62	19 18	0:29:50.08 0:18:58.24	19 17	0:08:43.93	18	0:15:37.32	17		1:27:51.72	+0:23:44.37
19	19	DELAORDEN Maria Lourdes		0:09:28.95 0:07:21.41	23 19	0:32:04.40 0:19:44.16	20 19	0:09:15.93	21	0:17:10.47	19		1:35:05.32	+0:30:57.97
20	14	JARA BIANCHI Paula Catalina		0:08:04.13 0:07:39.38	21 20	0:34:57.50 0:20:10.25	22 20	0:08:54.55	19	0:18:06.69	20		1:37:52.50	+0:33:45.15
DNF	4	GEHRIG Anita Norco Twins Racing	 SUI.1987.21718	0:06:23.92 0:00	7	0:22:27.24 0:00	7	0:06:27.89	2	0:00				
DNF	15	WURTH Antonia		0:07:19.11 0:00	14	0:24:16.91 0:00	13	0:13:14.88	22	0:00				
DNF	23	ANDERSSON Alexandra		0:08:09.94 0:00	22	0:00 0:00		0:00		0:00				
DNF	20	BERGSTROM Alexandra		0:10:54.18 0:00	24	0:00 0:00		0:00		0:00				

Lo Barnechea Montenbaik Enduro

Lo Barnechea, Chile
March 24 - 25, 2018

RESULTS OVERALL

Pos	Plate	Name Team	Nat EMBA	Stage 1 Stage 5	Pos Pos	Stage 2 Stage 6	Pos Pos	Stage 3 Pos	Stage 4 Pos	Penalties	Time	Gap	
WOMEN Master 35+													
1	42	NEWELL Melissa		<u>0:08:24.66</u>	1	<u>0:27:02.28</u>	1	<u>0:08:28.30</u>	1	<u>0:14:52.62</u>	1	1:24:46.41	
			NZL.1979.21458	<u>0:07:12.82</u>	1	<u>0:18:45.73</u>	1						
2	41	MCCONNELOUG Mary		0:09:09.54	2	0:32:12.69	2	0:08:51.50	2	0:16:39.44	2	1:33:41.55	+0:08:55.14
			USA.1971.22390	0:07:50.42	2	0:18:57.96	2						
DNF	43	LOPEZ Jimena		0:15:08.93	3	0:53:06.88	3	0:19:14.44	3	0:00			
				0:00		0:00							
WOMEN Under 21													
1	31	CONOLLY Ella		<u>0:07:19.74</u>	1	0:34:37.73	2	<u>0:07:25.85</u>	1	<u>0:13:10.38</u>	1	1:26:37.22	
			GBR.1998.21859	<u>0:06:17.37</u>	1	<u>0:17:46.15</u>	1						
2	32	BATEUP Emma		0:08:34.75	2	<u>0:31:36.05</u>	1	0:08:48.56	2	0:18:45.65	2	1:42:23.13	+0:15:45.91
			NZL.1999.22322	0:07:07.14	2	0:22:30.98	2						
DNF	33	RENCORET Camila		0:10:18.35	3	0:39:05.36	3	0:00		0:00			
				0:00		0:00							

Penalties

Plate	Name	Penalty	Details
30	Dimitri TORDO	0:00:05	Passing time check early
32	Emma BATEUP	0:05:00	Late start stage 5
34	Matteo RAIMONDI	0:10:00	Late start time check (Sunday), Late start stage 5
47	James SHIRLEY	0:05:00	Late start stage 5
65	Martiniano HUGUET	0:01:00	No helmet on the liaison
69	Sam SHUCKSMITH	0:01:00	Late start time check (Sunday)
82	Jorge VERDUGO	0:05:00	Missing equipment stickers
92	Ian Max ROJAS OSORIO	0:05:00	Changed wheel
127	Juan OTERO PASTOR	0:10:00	Late start stage 5, Late start time check (Sunday)
142	Oscar HUERTA LANDERRETCHÉ	0:05:00	Changed wheel
143	Nicolas VASQUEZ CONTRERAS	0:05:00	Late start stage 5
157	Gonzalo RAMIREZ	0:10:00	Late start time check, Late start stage 3
167	Alfonso CORREA	0:01:00	Illegal outside assistance on road climb
172	Ivan ROZAS	0:05:00	Late start stage 5
178	Gabriel DONOSO	0:10:00	Late start stage 5, Late start time check (Sunday)
187	Andrew WILSON	0:05:00	Late start stage 1
188	Ryan WEST	0:05:00	Late start stage 1
201	Lucca MASCARENHAS	DSQ	Late start time check
206	Luis OSORIO	0:01:00	Late start time check
212	Rodrigo SILVA GRANDÓN	0:05:00	Late start stage 2
215	Fernando BULNES	DSQ	Late start time check, Late start stage 3
217	Lars BOCK	0:05:00	Late start time check
223	Diego CIFUENTES	0:05:00	Late start stage 5
234	Sebastian SOLARI	DSQ	Late start time check, Late start stage 3
237	Francisco FUCHSLOCHER	0:05:00	Late start stage 5
238	Matias LAMA	0:05:00	Late start time check
241	Felipe MAURIZ	0:01:00	Late start Sunday day start
249	Gonzalo MARTINEZ	0:01:00	Late start time check

Penalties

Plate	Name	Penalty	Details
257	Camilo DIAZ	0:05:00	Late start stage 5
261	Enrique MATTE	0:05:00	Late start stage 5
267	Manuel BALBOA	0:05:00	Late start time check
270	Christopher LANDWEHR	0:10:00	Late start stage 5, Late start time check (Sunday)
277	Ignacio LARRAIN	0:10:00	Late start time check, Late start stage 3
279	Gonzalo DUCCI	0:01:00	Late start time check
284	Felipe OVALLE	0:01:00	Late start time check
286	Christian BLANCO	0:10:00	Late start time check, Late start stage 3
290	Tomas CONCHA	0:05:00	Late start stage 5
297	Jesse BUERSTER	0:05:00	Late start stage 5
300	Rick ROTENBERG	0:01:00	Late start stage 5
303	Francisco RAMOS	0:02:00	Late start Sunday day start, Late start stage 5
305	Rodrigo NUNO	0:05:00	Late start Sunday day start
306	Francisco LOPEZ AVALOS	0:01:00	Late start stage 5
307	Gabriel BENOIT	0:05:00	Late start stage 1
308	Pablo VILLACRESES	0:05:00	Late start stage 5
309	Ricardo Ignacio GARRIDO GONZALEZ	0:05:00	Late start stage 5
320	Carlos Felipe PRADO DURAN	0:05:00	Late start stage 5
327	Matias MEDEL	0:01:00	Late start Sunday day start
337	Alejandro CANDIA	0:11:00	Late start time check, Late start time check (Sunday), Late start stage 5
339	Jose Tomas REYES	0:05:00	Late start stage 5
340	Matias DEL RIO	0:06:00	Late start time check, Late start stage 5
366	Pedro DONOSO	0:01:00	Late start stage 5
368	Augustin PEREZ	0:05:00	Late start stage 5
374	Fernando RIQUELME	0:01:00	Late start Sunday day start
377	Joel KRISTENSEN	0:01:00	Late start time check
390	Francisco VERGARA	0:10:00	Late start stage 5, Late start time check (Sunday)
398	Paul DUBELLOY	0:05:00	Late start time check

Penalties

Plate	Name	Penalty	Details
409	Aldo Marcelo GARDA	0:05:00	Late start stage 5
425	Rafael DIAZ	0:06:00	Late start Sunday day start, Late start stage 5
436	Juan CANAS	0:10:00	Late start time check (Sunday), Late start stage 5
437	Omar Dario SALAZAR	0:10:00	Late start time check (Sunday), Late start stage 5
440	Rafael CUELLO	0:05:00	Late start stage 5
443	Cristian SANHUEZA RIVAS	0:05:00	Late start stage 5
444	Cristian ACEVEDO	0:05:00	Late start stage 5
445	Eduardo SEREY	0:05:00	Late start time check
447	Kai OLIVARES	0:05:00	Late start stage 1
448	Andrei SLUSARENKO	0:05:00	Late start stage 5
457	Juan COURT	0:05:00	Late start stage 5
461	Juan VALVERDE	0:05:00	Late start time check