

[Home](#) » [2017 Results](#) » **EWS ROUND 6 – ASPEN SNOWMASS, USA**

# 2017 Results

Previous results: [2017](#) | [2016](#) | [2015](#) | [2014](#)

**SERIES RANKINGS**

**EWS #6 USA**

**EWS #5 France**

**EWS #4 Ireland**

**EWS #3 Madeira**

**EWS #2 Tasmania**






**EWS #1 New Zealand**

[Download EWS Round 6 results](#)

## FINAL RESULTS – EWS Round 6 Aspen Snowmass, USA

[WOMEN](#) | [MEN](#) | [MEN U21](#) | [WOMEN U21](#) | [MEN MASTER](#) | [WOMEN MASTER](#)

### WOMEN

pos	plate	name team	nat emba	stage 1 stage 6	pos pos	stage 2	pos	stage 3	pos
1	1	<b>Cecile Ravanel</b> <i>Commençal Vallnord Enduro Team</i>	 FRA.RAVC.1981	04:52.91 03:55.17	(3) (2)	15:17.56	(1)	06:03.51	(1)
2	2	<b>Isabeau Courdurier</b> <i>Sunn</i>	 FRA.COUI.1994	04:48.71 04:03.01	(1) (8)	15:46.34	(4)	06:10.78	(3)
3	8	<b>Casey Brown</b> <i>Trek Factory Racing Enduro Team</i>	 CAN.BROC.1990	04:55.21 04:01.51	(5) (6)	15:43.45	(3)	06:12.52	(4)
4	3	<b>Anita Gehrig</b> <i>Ibis Cycles Enduro Race Team</i>	 SUI.GEHA.1987	04:59.24 03:59.09	(7) (5)	15:41.23	(2)	06:14.36	(5)
5	6	<b>Katy Winton</b>		04:54.49	(4)	15:56.03	(5)	06:09.35	(2)



		<i>Trek Factory Racing Enduro Team</i>	GBR.WINK.1993	03:54.65 (1)		
6	404	<b>Andréane Lanthier Nadeau</b> <i>Rocky Mountain - URGE bp</i>	 CAN.LANA.1993	04:50.14 (2) 03:55.88 (3)	15:59.26 (6)	06:16.21 (7)
7	401	<b>Noga Korem</b>	 ISR.KORN.1991	05:04.21 (9) 04:03.60 (9)	16:12.23 (8)	06:15.88 (6)
8	4	<b>Ines Thoma</b> <i>Canyon Factory Enduro Team</i>	 GER.THOM.1989	05:09.42 (12) 04:14.46 (13)	16:05.06 (7)	06:24.27 (11)
9	5	<b>Carolyn Gehrig</b> <i>Ibis Cycles Enduro Race Team</i>	 SUI.GEHC.1987	04:57.55 (6) 04:06.68 (10)	16:31.08 (10)	06:19.79 (9)
10	403	<b>Rae Morrison</b> <i>GIANT Factory Off-Road</i>	 NZL.MORR.1989	05:05.36 (11) 03:58.59 (4)	16:43.94 (11)	06:27.31 (13)
11	7	<b>Bex Baraona</b>	 GBR.BARB.1993	05:12.55 (14) 04:07.00 (11)	16:23.62 (9)	06:20.97 (10)
12	405	<b>Anne Galyean</b> <i>Yeti / Fox Shox Factory Team</i>	 USA.GALA.1986	05:05.24 (10) 04:11.21 (12)	16:56.19 (12)	06:25.90 (12)
13	9	<b>Anneke Beerten</b> <i>GT Factory Racing</i>	 NED.BEEA.1982	05:00.44 (8) 04:02.96 (7)	17:13.64 (17)	06:18.28 (8)
14	419	<b>Britt Phelan</b>	 CAN.PHEB.1991	05:23.31 (18) 04:38.15 (21)	17:02.88 (13)	06:40.61 (18)
15	402	<b>Becky Cook</b>	 GBR.COOB.1986	05:19.40 (16) 04:27.41 (19)	17:04.39 (14)	06:45.32 (21)
16	431	Camila Nogueira		05:16.72 (15) 04:27.31 (17)	17:16.30 (20)	06:36.09 (15)
17	413	<b>Amy Morrison</b>	 USA.MORA.1989	05:24.76 (21) 04:24.00 (16)	17:32.66 (24)	06:39.56 (17)
18	435	Clare Hamilton		05:23.33 (19) 04:27.34 (18)	17:35.22 (25)	06:36.61 (16)
19	406	<b>Cooper Ott</b>	 USA.OTTC.1991	05:31.31 (28) 04:21.94 (14)	17:59.08 (26)	06:40.95 (20)
20	410	<b>Teal Stetson-Lee</b>	 USA.STET.1986	05:29.18 (26) 04:33.20 (20)	17:08.04 (15)	06:40.91 (19)
21	432	Becky Gardner		05:29.71 (27) 04:38.75 (22)	17:15.50 (19)	06:52.66 (25)
22	415	<b>Rachel Throop</b> <i>GT Factory Racing</i>	 USA.THRR.1988	05:20.87 (17) 04:39.99 (23)	17:24.15 (22)	06:50.91 (24)
23	407	<b>Krista Rust</b>		05:26.85 (24)	17:27.29 (23)	06:56.14 (27)

			 USA.RUSK.1979	04:40.19 (26)		
24	411	<b>Porsha Murdock</b>	 USA.MURP.1991	05:23.52 (20) 04:40.07 (25)	17:15.00 (18)	06:35.46 (14)
25	420	<b>Alexandra Pavon</b>	 USA.PAVA.1994	05:27.38 (25) 04:40.06 (24)	18:12.25 (27)	06:50.61 (23)
26	408	<b>Leonie Picton</b>	 AUS.PICL.1986	05:09.97 (13) 04:22.37 (15)	17:11.85 (16)	09:17.09 (39)
27	417	<b>Katherine Sharp</b> <i>Hope Factory Racing</i>	 GBR.SHAK.1994	05:26.60 (23) 04:48.25 (27)	19:05.55 (34)	06:54.00 (26)
28	416	<b>Lauren Gregg</b> <i>Fuji Bikes</i>	 USA.GREL.1991	05:40.23 (29) 04:56.74 (30)	18:13.50 (28)	07:04.46 (30)
29	430	<b>Alicia Leggett</b>	 USA.LEGA.1995	05:48.89 (32) 04:51.94 (28)	18:53.90 (32)	06:59.48 (29)
30	429	<b>Amanda Propst</b>	 USA.PROA.1984	05:48.33 (30) 04:59.59 (31)	18:43.47 (31)	07:18.61 (34)
31	425	<b>Cati Pearson</b>	 NZL.PEAC.1990	05:55.98 (34) 04:53.08 (29)	18:27.65 (29)	07:12.76 (32)
32	424	<b>Syd Schulz</b>	 USA.SCHS.1990	05:48.35 (31) 05:09.33 (33)	18:41.54 (30)	06:58.35 (28)
33	414	<b>Rachel Pageau</b> <i>Devinci Enduro Racing</i>	 CAN.PAGR.1995	05:25.11 (22) 07:54.25 (38)	17:21.99 (21)	06:48.40 (22)
34	434	Cara Montroy		06:11.53 (36) 05:38.66 (36)	18:56.83 (33)	07:16.48 (33)
35	421	<b>Emily Sabelhaus</b>	 USA.SABE.1984	05:51.24 (33) 05:50.02 (37)	19:22.68 (36)	07:06.86 (31)
36	433	Sarah Rawley		06:13.37 (37) 05:07.43 (32)	19:20.70 (35)	07:25.89 (36)
37	428	<b>Christy Graves</b>	 USA.GRAC.1980	06:04.57 (35) 05:09.82 (34)	20:17.30 (38)	07:25.86 (35)
38	418	<b>Sandra Valencia</b>	 COL.VALS.1984	06:13.52 (38) 05:17.93 (35)	20:57.11 (39)	07:32.07 (37)
DNF	412	<b>Ileana Anderson</b>	 USA.ANDI.1987	06:24.68 (39)	19:54.40 (37)	07:33.56 (38)

## MEN

pos	plate	name team	nat emba	stage 1 stage 6	pos pos	stage 2	pos	stage 3	pos
1	13	<b>Sam Hill</b> <i>Chain Reaction Cycles Mavic</i>	 AUS.HILS.1985	04:15.63 03:27.73	(1) (12)	13:47.89	(5)	05:28.85	(2)
2	4	<b>Martin Maes</b> <i>GT Factory Racing</i>	 BEL.MAEM.1997	04:16.75 03:23.29	(3) (3)	13:44.13	(4)	05:31.65	(6)
3	23	<b>Jared Graves</b> <i>Specialized Racing Team</i>	 AUS.GRAJ.1982	04:16.57 03:28.34	(2) (15)	13:40.24	(3)	05:38.12	(30)
4	2	<b>Damien Oton</b> <i>Devinci Enduro Racing</i>	 FRA.OTOD.1987	04:21.31 03:28.00	(9) (13)	13:40.13	(2)	05:34.64	(14)
5	9	<b>Jesse Melamed</b> <i>Rocky Mountain - URGE bp</i>	 CAN.MELJ.1992	04:20.03 03:22.98	(6) (2)	13:59.19	(13)	05:34.80	(16)
6	21	<b>Adrien Dailly</b> <i>Lapierre Gravity Republic</i>	 FRA.DAIA.1996	04:21.07 03:21.52	(8) (1)	13:55.21	(9)	05:30.14	(4)
7	8	<b>Francois Bailly-Maitre</b> <i>Ibis Cycles Enduro Race Team</i>	 FRA.BAIF.1985	04:22.42 03:31.43	(12) (26)	13:51.34	(6)	05:33.11	(10)
8	15	<b>Rémi Gauvin</b> <i>Rocky Mountain - URGE bp</i>	 CAN.GAUR.1992	04:23.95 03:25.46	(17) (4)	14:05.11	(20)	05:35.15	(17)
9	11	<b>Curtis Keene</b> <i>Specialized Racing Team</i>	 USA.KEEC.1981	04:22.62 03:32.80	(13) (28)	13:56.33	(10)	05:32.80	(8)
10	6	<b>Florian Nicolai</b> <i>Rocky Mountain - URGE bp</i>	 FRA.NICF.1993	04:23.49 03:29.59	(16) (21)	14:00.64	(16)	05:35.85	(19)
11	3	<b>Jerome Clementz</b> <i>Cannondale</i>	 FRA.CLEJ.1984	04:22.71 03:29.96	(14) (23)	13:56.37	(11)	05:41.31	(37)
12	18	<b>Theo Galy</b> <i>Devinci Enduro Racing</i>	 FRA.GALT.1990	04:21.49 03:26.46	(10) (8)	14:07.16	(22)	05:39.19	(31)
13	39	<b>Cody Kelley</b>		04:27.13	(20)	14:04.16	(17)	05:29.75	(2)

13	33	<b>Stacy Kelsey</b> <i>Yeti / Fox Shox Factory Team</i>	 USA.KELC.1994	04:27.13 (30) 03:30.76 (24)	14:04.16 (17)	05:29.73 (3)
14	12	<b>Mark Scott</b> <i>Santa Cruz x SRAM</i>	 GBR.SCOM.1993	04:25.21 (21) 03:27.56 (10)	13:59.59 (14)	05:33.47 (11)
15	22	<b>Joe Barnes</b> <i>Canyon Factory Enduro Team</i>	 GBR.BARJ.1989	04:22.35 (11) 03:36.64 (34)	13:53.48 (8)	05:39.31 (33)
16	46	<b>Mckay Vezina</b> <i>GIANT Factory Off- Road</i>	 CAN.VEZM.1995	04:30.53 (35) 03:25.56 (5)	14:10.79 (27)	05:34.70 (15)
17	28	<b>Lewis Buchanan</b> <i>Trek Factory Racing Enduro Team</i>	 GBR.BUCL.1993	04:23.34 (15) 03:27.59 (11)	14:13.05 (28)	05:31.88 (7)
18	25	<b>Jose Borges</b> <i>BH-Miranda Racing Team</i>	 POR.BORJ.1990	04:25.79 (25) 03:29.66 (22)	13:56.64 (12)	05:36.49 (22)
19	24	<b>Thomas Lapeyrie</b> <i>Sunn</i>	 FRA.LAPT.1990	04:26.40 (28) 03:32.60 (27)	14:04.51 (18)	05:44.21 (43)
20	7	<b>Gregory Callaghan</b> <i>Cube Action Team</i>	 IRL.CALG.1991	04:24.80 (19) 03:39.66 (42)	14:05.04 (19)	05:39.30 (32)
21	56	<b>Shawn Neer</b> <i>Yeti / Fox Shox Factory Team</i>	 USA.NEES.1991	04:31.59 (40) 03:29.22 (18)	14:17.93 (33)	05:30.61 (5)
22	68	<b>Mitch Ropelato</b>	 USA.ROPM.1992	04:25.54 (23) 03:25.66 (6)	14:10.56 (26)	05:28.74 (1)
23	16	<b>Yoann Barelli</b> <i>Commençal Vallnord Enduro Team</i>	 FRA.BARY.1985	04:25.06 (20) 03:31.41 (25)	14:08.81 (23)	05:37.97 (29)
24	17	<b>Alexandre Cure</b> <i>BH-Miranda Racing Team</i>	 FRA.CURA.1993	04:29.28 (32) 03:29.02 (16)	14:18.20 (34)	05:37.72 (25)
25	10	<b>Josh Carlson</b> <i>GIANT Factory Off-</i>	 AUS.CARJ.1986	04:29.83 (33) 03:26.39 (7)	14:16.68 (31)	05:37.78 (26)

		Road						
26	14	<b>Robin Wallner</b> <i>Ibis Cycles Enduro Race Team</i>	 SWE.WALR.1988	04:19.43 (5) 03:47.30 (63)	13:52.77 (7)	05:32.92 (9)		
27	31	<b>Joseph Nation</b>	 NZL.NATJ.1989	04:33.64 (45) 03:37.95 (38)	14:07.15 (21)	05:40.80 (36)		
28	40	<b>Iago Garay</b> <i>Santa Cruz x SRAM</i>	 ESP.GARI.1991	04:31.14 (36) 03:29.05 (17)	14:15.35 (29)	05:34.03 (13)		
29	35	<b>Kevin Miquel</b> <i>Commençal Vallnord Enduro Team</i>	 FRA.MIQK.1991	04:32.45 (42) 03:33.29 (29)	14:21.01 (35)	05:37.96 (28)		
30	29	<b>Marco Osborne</b> <i>Cannondale</i>	 USA.OSBM.1992	04:25.86 (26) 03:29.24 (19)	14:00.52 (15)	05:37.86 (27)		
31	79	<b>David Camp</b>	 USA.CAMD.1985	04:30.43 (34) 03:36.06 (32)	14:23.16 (37)	05:33.62 (12)		
32	50	<b>Jubal Davis</b> <i>Yeti / Fox Shox Factory Team</i>	 USA.DAVJ.1990	04:25.30 (22) 03:29.56 (20)	14:23.59 (38)	05:35.26 (18)		
33	27	<b>Justin Leov</b> <i>Canyon Factory Enduro Team</i>	 NZL.LEOJ.1984	04:25.74 (24) 03:28.05 (14)	14:09.49 (24)	05:36.67 (23)		
34	34	<b>Sébastien Claquin</b> <i>Rocky Mountain - URGE bp</i>	 FRA.CLAS.1996	04:32.10 (41) 03:26.77 (9)	14:44.42 (51)	05:35.94 (20)		
35	62	<b>Dilon Santos</b> <i>Ibis Cycles Enduro Race Team</i>	 USA.SAND.1996	04:24.56 (18) 03:37.43 (35)	14:21.60 (36)	05:43.79 (41)		
36	19	<b>Remy Absalon</b> <i>Scott SR Suntour Enduro Team</i>	 FRA.ABSR.1984	04:26.61 (29) 03:40.84 (46)	14:16.23 (30)	05:55.54 (68)		
37	1	<b>Richie Rude</b> <i>Yeti / Fox Shox Factory Team</i>	 USA.RUDR.1995	04:17.10 (4) 03:34.87 (31)	13:29.54 (1)	05:36.99 (24)		
38	48	<b>Andre Luiz</b>		04:22.35 (44) 03:34.87 (31)	14:26.44 (40)	05:59.56 (50)		



38	48	<b>Andre Luiz Ramos Bretas</b>	 BRA.BREA.1987	04:33.25 (44) 03:38.39 (40)	14:26.44 (40)	05:50.56 (59)
39	70	<b>Chris Johnston</b>	 NZL.JOHC.1985	04:37.37 (51) 03:40.14 (44)	14:28.67 (41)	05:46.70 (47)
40	72	<b>Peter Ostroski</b>	 USA.OSTP.1989	04:38.43 (52) 03:37.88 (37)	14:30.14 (43)	05:40.05 (35)
41	42	<b>Cedric Ravanel</b> <i>Commençal Vallnord Enduro Team</i>	 FRA.RAVC.1978	04:37.02 (50) 03:37.71 (36)	14:29.29 (42)	05:48.34 (50)
42	53	<b>Sam Shaw</b>	 NZL.SHAS.1992	04:38.44 (53) 03:38.17 (39)	14:43.91 (50)	05:51.67 (61)
43	63	<b>Kenta Gallagher</b> <i>Polygon UR</i>	 GBR.GALK.1992	04:39.53 (54) 03:41.19 (47)	14:30.88 (44)	05:50.27 (56)
44	55	<b>Stu Dickson</b> <i>Devinci Enduro Racing</i>	 CAN.DICS.1995	04:36.24 (48) 03:45.34 (59)	14:42.35 (49)	05:42.42 (38)
45	30	<b>Maxime Chapuis</b>	 SUI.CHAM.1994	04:31.33 (39) 03:34.15 (30)	14:23.59 (38)	05:39.69 (34)
46	38	<b>Daniel Wolfe</b>	 IRL.WOLD.1988	04:33.87 (46) 03:42.06 (48)	14:47.50 (52)	05:42.67 (39)
47	76	<b>Mason Bond</b>	 USA.BONM.1993	04:45.29 (66) 03:43.46 (53)	14:36.76 (46)	05:46.59 (46)
48	73	<b>Jimmy Pritchard</b>	 NZL.PRIJ.1987	04:36.09 (47) 03:46.75 (60)	14:51.39 (53)	05:44.18 (42)
49	75	<b>Evan Geankoplis</b>	 USA.GEAE.1991	04:31.18 (38) 03:48.04 (65)	14:57.61 (59)	05:48.38 (51)
50	85	<b>Cole Picchiottino</b>	 USA.PICC.1995	04:32.46 (43) 03:36.62 (33)	15:24.31 (74)	05:48.45 (52)
51	86	<b>Evan Turpen</b>	 USA.TURE.1985	04:43.59 (60) 03:44.64 (57)	15:04.86 (64)	05:49.43 (54)
52	93	<b>Jeremy Hamilton</b>	 AUS.HAMJ.1988	04:46.00 (68) 03:51.66 (69)	14:53.98 (55)	05:50.39 (57)
53	77	<b>Antoine Caron</b>	 CAN.CARA.1992	04:39.67 (55) 03:40.45 (45)	14:58.27 (61)	05:58.13 (71)
54	81	<b>Scott Countryman</b>	 USA.COUS.1992	04:44.97 (64) 03:42.62 (50)	14:42.13 (48)	05:51.59 (60)
55	44	<b>James Shirley</b>		04:40.19 (57)	14:57.58 (58)	05:51.93 (62)

		<b>Snirley</b>	 GBR.SHIJ.1989	03:42.92 (51)		
<b>56</b>	64	<b>Kent Billingsley</b> <i>DFT Racing</i>	 USA.BILK.1993	04:45.27 (65) 03:46.85 (61)	14:51.54 (54)	05:53.80 (64)
<b>57</b>	89	<b>Franck Kirscher</b>	 CAN.KIRF.1984	04:53.08 (79) 03:39.81 (43)	14:57.93 (60)	05:47.11 (48)
58	211	Dane Petersen		04:53.90 (80) 03:43.53 (54)	15:08.16 (67)	05:58.61 (73)
<b>59</b>	65	<b>Marco De Col</b> <i>Team CMC Cycling Experience</i>	 ITA.DECM.1993	04:47.18 (72) 03:47.29 (62)	14:54.80 (56)	06:02.08 (78)
<b>60</b>	78	<b>Macky Franklin</b>	 USA.FRAM.1987	04:43.44 (59) 04:00.10 (77)	15:05.35 (65)	05:53.00 (63)
<b>61</b>	84	<b>Benjamin Hobbs</b>	 USA.HOBB.1992	04:46.39 (70) 03:42.50 (49)	15:12.17 (69)	05:54.36 (65)
<b>62</b>	58	<b>Mike Day</b> <i>GIANT Factory Off-Road</i>	 USA.DAYM.1984	04:43.98 (62) 03:38.39 (40)	15:34.78 (78)	05:48.28 (49)
<b>63</b>	49	<b>James Hall</b>	 AUS.HALJ.1984	05:00.47 (91) 04:03.07 (85)	15:21.87 (72)	05:50.43 (58)
<b>64</b>	118	<b>Bryan Fawley</b>	 USA.FAWB.1985	04:50.93 (77) 03:50.23 (67)	15:12.31 (70)	05:49.96 (55)
<b>65</b>	33	<b>Keegan Wright</b>	 NZL.WRIK.1996	04:26.00 (27) 06:18.90 (103)	14:17.39 (32)	05:45.96 (45)
<b>66</b>	108	<b>Trevor Thew</b>	 CAN.THET.1993	04:54.51 (83) 03:52.53 (72)	15:19.10 (71)	06:04.80 (83)
<b>67</b>	91	<b>David Maud</b>	 AUS.MAUD.1990	04:45.53 (67) 03:54.99 (74)	15:47.10 (87)	06:04.53 (82)
<b>68</b>	80	<b>James Rennie</b>	 NZL.RENJ.1987	04:46.97 (71) 03:51.25 (68)	15:36.24 (80)	05:56.63 (69)
<b>69</b>	109	<b>Cody Macarthur</b>	 CAN.MACC.1987	04:43.35 (58) 03:43.95 (56)	16:06.10 (90)	06:09.18 (88)
<b>70</b>	92	<b>Mark Frendo</b>	 AUS.FREM.1985	04:44.04 (63) 04:02.36 (83)	14:55.99 (57)	05:57.33 (70)
71	215	Alejandro Gonzalez		04:55.45 (84) 03:43.86 (55)	15:33.80 (77)	06:15.49 (93)
72	210	Zach Petersen		04:55.80 (86) 03:43.44 (52)	15:39.79 (81)	05:58.14 (72)
<b>73</b>	106	<b>Blake Mastrangelo</b>	 USA.MAST.1993	04:49.33 (75)	15:35.54 (79)	06:02.35 (79)



		<b>Mastrangelo</b>	 USA.MASB.1995	03:56.50 (75)		
<b>74</b>	116	<b>Blair Reed</b>	 USA.REEB.1989	04:58.12 (87) 03:52.34 (71)	15:41.89 (83)	06:00.04 (75)
<b>75</b>	88	<b>Adam Snyder</b>	 USA.SNYA.1984	04:54.43 (81) 03:57.82 (76)	15:43.04 (85)	06:08.24 (85)
<b>76</b>	100	<b>Gerry Signorelli</b>	 USA.SIGG.1984	04:48.70 (74) 03:54.03 (73)	15:40.69 (82)	06:00.83 (77)
<b>77</b>	104	<b>Nate Bowman</b>	 USA.BOWN.1996	04:43.76 (61) 04:08.05 (88)	15:42.56 (84)	05:59.38 (74)
<b>78</b>	107	<b>Takoda Crawford</b>	 CAN.CRAT.1995	04:58.92 (89) 04:00.46 (79)	16:13.81 (93)	06:09.93 (89)
<b>79</b>	103	<b>Kyle Bowman</b>	 USA.BOWK.1996	04:52.87 (78) 04:00.24 (78)	16:03.71 (89)	06:09.13 (87)
80	117			05:50.00 (110) 04:00.62 (80)	15:26.79 (75)	06:04.07 (81)
<b>81</b>	110	<b>Jack Dean</b>	 USA.DEAJ.1995	04:55.64 (85) 04:01.14 (82)	16:27.16 (95)	06:14.45 (92)
<b>82</b>	121	<b>Ryan Corless</b>	 AUS.CORR.1981	05:15.56 (99) 04:16.29 (95)	16:11.54 (92)	06:11.75 (90)
83	217	Matt Sims		05:06.08 (93) 04:02.67 (84)	16:27.16 (95)	06:13.97 (91)
84	208	Tom Anderson		05:07.76 (94) 04:06.46 (87)	16:06.17 (91)	06:22.15 (98)
<b>85</b>	94	<b>Mike Robertson</b>	 NZL.ROBM.1988	05:18.39 (104) 04:09.76 (89)	16:01.85 (88)	06:18.37 (94)
86	209	Daniel Orellana		04:59.14 (90) 04:05.75 (86)	16:32.75 (98)	06:21.42 (96)
87	204	Josh Conroy		04:54.43 (81) 03:51.69 (70)	17:45.00 (106)	06:03.13 (80)
<b>88</b>	112	<b>Alex Anderson</b>	 USA.ANDA.1993	05:15.95 (100) 04:10.11 (91)	16:33.93 (99)	06:22.11 (97)
<b>89</b>	216	<b>Tim Wilding</b>	 NZL.WILT.1983	05:22.62 (105) 04:17.67 (96)	16:34.48 (100)	06:24.74 (99)
<b>90</b>	97	<b>Lucas Pitt</b>	 AUS.PITL.1992	05:09.44 (95) 04:09.80 (90)	16:47.34 (101)	06:27.37 (100)
<b>91</b>	101	<b>Jannik Papenfort</b>	 GER.PAPJ.1996	05:16.68 (102) 04:13.28 (93)	17:19.56 (102)	06:31.32 (102)
92	206	Rob Ringle		05:37.97 (108) 04:14.60 (94)	18:09.69 (107)	06:27.93 (101)

93	205	Philip Ott		05:11.50 (96) 04:00.77 (81)	15:30.79 (76)	06:07.31 (84)
<b>94</b>	90	<b>Murray Stephens</b>	 AUS.STEM.1990	04:40.11 (56) 03:48.67 (66)	15:02.71 (63)	05:54.79 (67)
95	207	Joe Nicholson		05:13.21 (98) 04:27.03 (97)	18:23.19 (108)	06:37.61 (103)
<b>96</b>	74	<b>Nate Hills</b>	 USA.HILN.1976	04:49.57 (76) 03:45.04 (58)	14:59.02 (62)	05:48.72 (53)
<b>97</b>	123	<b>Philip Henriksen</b>	 CAN.HENP.1986	05:33.21 (106) 04:31.88 (99)	17:42.17 (103)	06:41.04 (104)
<b>98</b>	120	<b>James Shepherd</b>	 USA.SHEJ.1983	05:55.40 (111) 04:30.84 (98)	18:24.35 (109)	06:41.65 (105)
<b>99</b>	124	<b>Topher Valenti</b>	 USA.VALT.1981	05:37.34 (107) 04:43.51 (102)	17:44.84 (105)	06:42.25 (106)
<b>100</b>	119	<b>Korey Hopkins</b>	 USA.HOPK.1989	05:45.42 (109) 04:37.47 (101)	19:41.18 (111)	06:46.39 (108)
101	218	Nicolas Del Campo Ariztia		05:17.32 (103) 04:34.76 (100)	17:42.49 (104)	06:42.26 (107)
<b>102</b>	113	<b>Laird Grant</b>	 USA.GRAL.1995	05:16.47 (101) 04:11.71 (92)	19:20.60 (110)	08:44.79 (109)
103	212	Tom Dillon		04:58.77 (88) 13:10.73 (104)	16:20.02 (94)	06:09.01 (86)
<b>104</b>	57	<b>Chris Heath</b> <i>Yeti / Fox Shox Factory Team</i>	 USA.HEAC.1983	04:36.66 (49) 03:47.37 (64)	14:39.05 (47)	05:45.90 (44)
<b>DNF</b>	41	<b>Christopher Panozzo</b>	 AUS.PANC.1987	04:28.25 (31)	15:44.82 (86)	
DNF	201	Stan Jorgenson		04:46.36 (69)	15:09.27 (68)	
<b>DNF</b>	95	<b>Ryan Geiger</b>	 USA.GEIR.1994	05:11.98 (97)	15:23.53 (73)	06:00.04 (75)
<b>DNF</b>	82	<b>Kevin Aiello</b>	 USA.AIEK.1991	04:48.18 (73)	15:07.71 (66)	05:54.46 (66)
<b>DNF</b>	111	<b>Gabriel Carvajal</b>	 COL.CARG.1995	05:02.21 (92)	16:31.08 (97)	06:21.28 (95)
<b>DNF</b>	37	<b>Toni Ferreiro</b>	 ESP.FERT.1990	04:31.16 (37)	14:35.35 (45)	05:43.59 (40)
<b>DNF</b>	26	<b>Zakarias Blom</b>	 NOR.IOHZ.1992	04:20.21 (7)	14:10.39 (25)	05:36.22 (21)

Johansen  
Ibis Cycles  
Enduro Race  
Team



## MEN U21

pos	plate	name team	nat emba	stage 1 stage 6	pos pos	stage 2	pos	stage 3	pos
1	601	<b>Killian Callaghan</b>	 IRL.CALK.1997	04:42.94 03:37.68	(9) (4)	14:33.08	(1)	05:43.58	(1)
2	614	<b>Duncan Nason</b> <i>Yeti / Fox Shox Factory Team</i>	 USA.NASD.1999	04:36.95 03:36.87	(3) (2)	14:35.92	(2)	05:44.89	(2)
3	609	<b>Max Leyen</b>	 CAN.LEYM.1997	04:34.48 03:36.48	(1) (1)	14:42.88	(5)	05:47.84	(4)
4	618	<b>Matthew Koen</b>	 USA.KOEM.1998	04:38.10 03:38.56	(4) (5)	14:39.19	(3)	05:45.57	(3)
5	608	<b>Ben Friel</b>	 NZL.FRIB.1997	04:47.75 03:41.11	(19) (7)	14:56.26	(9)	05:53.49	(10)
6	607	<b>Daniel Self</b>	 NZL.SELD.1998	04:46.84 03:47.49	(14) (13)	14:52.30	(8)	05:53.17	(9)
7	606	<b>Daniel Schemmel</b> <i>Cube Action Team</i>	 AUT.SCHD.1997	04:40.57 03:48.09	(6) (14)	14:49.34	(7)	05:52.29	(8)
8	602	<b>Vojtech Blaha</b>	 CZE.BLAV.1999	04:39.70 03:49.11	(5) (17)	14:41.81	(4)	05:48.05	(5)
9	622	<b>Evander Hughes</b>	 USA.HUGE.1997	04:45.45 03:48.50	(11) (16)	14:57.91	(11)	05:52.12	(7)
10	610	<b>Gabriel Torralba Garasa</b>	 ESP.TORG.1997	04:46.41 03:53.13	(12) (21)	14:48.09	(6)	05:56.38	(13)
11	615	<b>Paul Serra</b> <i>Yeti / Fox Shox Factory Team</i>	 USA.SERP.2000	04:44.48 03:46.58	(10) (12)	15:07.17	(13)	06:00.00	(17)
12	644	<b>Kasper Woolley</b>	 CAN.WOOK.1999	04:42.37 03:37.29	(8) (3)	15:57.40	(26)	05:56.47	(14)
13	603	<b>Nathan Secondi</b>	 FRA.SECN.1999	04:41.96 03:42.34	(7) (8)	15:12.40	(15)	05:51.98	(6)
14	646	Sean Bell		04:47.54 03:40.40	(16) (6)	15:01.15	(12)	05:54.46	(11)
15	613	<b>Matthew Lombardi</b>	 RSA.LOMM.1997	04:55.04 03:50.57	(22) (20)	14:57.79	(10)	05:55.40	(12)

<b>16</b>	627	<b>Nicholas Gallizioli</b>	 USA.GALN.1999	04:47.40 (15) 03:55.40 (22)	15:16.99 (16)	05:57.90 (15)
<b>17</b>	620	<b>Tyler Weyman</b>	 USA.WEYT.1999	04:50.40 (20) 03:49.31 (18)	15:32.56 (19)	06:02.04 (18)
18	645	Evan Mant		04:47.74 (18) 04:02.01 (31)	15:12.27 (14)	06:02.75 (21)
<b>19</b>	642	<b>Jessie Mcauley</b>	 CAN.MCAJ.2000	04:55.33 (23) 04:01.18 (30)	15:25.86 (17)	06:05.65 (25)
<b>20</b>	643	<b>Jacob Tooke</b>	 CAN.TOOJ.1999	04:47.67 (17) 03:59.51 (28)	15:41.26 (23)	06:10.07 (29)
<b>21</b>	641	<b>Erik Szayna</b>	 USA.SZAE.1999	04:51.62 (21) 03:46.23 (11)	15:48.18 (24)	06:04.79 (24)
<b>22</b>	617	<b>Josh Gibb</b> <i>DFT Racing</i>	 USA.GIBJ.1998	04:55.78 (25) 04:07.09 (34)	15:40.33 (22)	06:02.89 (22)
<b>23</b>	624	<b>Talus Lantz</b>	 USA.LANT.2000	05:01.71 (30) 03:49.68 (19)	15:37.60 (21)	06:09.29 (28)
<b>24</b>	623	<b>Quinn Reece</b>	 USA.REEQ.2000	04:59.49 (29) 03:48.15 (15)	15:29.01 (18)	06:05.76 (26)
<b>25</b>	628	<b>Nicolas Bean</b>	 USA.BEAN.1999	04:55.52 (24) 04:00.26 (29)	15:33.24 (20)	06:02.22 (19)
<b>26</b>	619	<b>Noah Catropa</b>	 USA.CATN.1997	04:46.48 (13) 03:44.30 (9)	16:23.77 (31)	06:03.73 (23)
<b>27</b>	625	<b>Brayden Buchanan</b>	 USA.BUCB.1999	04:57.26 (26) 03:57.96 (26)	16:06.98 (29)	06:09.02 (27)
<b>28</b>	621	<b>Cameron Joye</b>	 USA.JOYC.1998	04:36.63 (2) 03:45.14 (10)	17:30.48 (39)	05:58.50 (16)
<b>29</b>	616	<b>Daniel Hole</b> <i>Hope Factory Racing</i>	 GBR.HOLD.1999	05:07.19 (32) 03:57.86 (25)	15:59.77 (28)	06:16.35 (31)
<b>30</b>	629	<b>Samuel Brown</b>	 USA.BROS.2000	05:11.17 (33) 04:15.50 (36)	15:55.40 (25)	06:26.25 (35)
<b>31</b>	636	<b>Harry Head</b>	 CAN.HEAH.1997	05:19.76 (37) 03:57.29 (24)	16:40.71 (32)	06:26.68 (36)
<b>32</b>	633	<b>Alex Lockett</b>	 USA.LOCA.1999	04:58.07 (28) 04:05.24 (33)	16:07.41 (30)	06:16.50 (32)
<b>33</b>	630	<b>Max Fierek</b>	 USA.FIEM.1999	05:03.31 (31) 03:58.78 (27)	16:55.29 (34)	06:11.69 (30)
<b>34</b>	640	<b>Bailey Gard</b>	 USA.GARB.1997	05:16.56 (35) 04:09.37 (35)	16:49.71 (33)	06:33.03 (38)
<b>35</b>	634	<b>Tate Dubilier</b>		05:16.01 (34)	17:11.96 (35)	06:25.99 (34)

			 USA.DUBT.1999	04:04.78 (32)		
36	638	<b>Bryce Rausch</b>	 USA.RAUB.1998	05:31.52 (39) 04:15.70 (37)	17:28.52 (38)	06:25.95 (33)
37	647	Aidan Scott		05:26.96 (38) 04:21.71 (38)	17:14.10 (36)	06:37.93 (40)
38	635	<b>Tucker Vanormer</b>	 USA.VANT.1997	05:16.80 (36) 04:28.15 (39)	17:15.07 (37)	06:27.91 (37)
39	648	Lander Turner		05:50.12 (40) 04:43.71 (41)	20:25.74 (41)	06:53.53 (41)
40	631	<b>Dugan Merrill</b>	 USA.MERD.1999	04:57.36 (27) 03:56.87 (23)	15:59.63 (27)	06:02.49 (20)
41	650	Caleb Lee		06:12.14 (43) 05:44.55 (43)	22:59.97 (42)	08:01.71 (43)
42	652	Owen Timm		05:51.85 (41) 04:41.59 (40)	18:29.60 (40)	06:35.64 (39)
43	649	Lucas Pound		05:56.54 (42) 04:52.90 (42)	33:10.98 (43)	07:17.54 (42)

## WOMEN U21

pos	plate	name team	nat emba	stage 1 stage 6	pos pos	stage 2	pos	stage 3	pos
1	506	Samantha Soriano		06:06.21 (1) 04:16.51 (1)		18:54.88 (1)		06:49.53 (1)	
2	502	<b>Lia Westermann</b>	 USA.WESL.1998	06:49.42 (3) 05:49.00 (7)		19:18.00 (2)		06:59.11 (2)	
3	501	<b>Abigale Lawton</b>	 GBR.LAWA.1998	06:46.25 (2) 04:46.27 (2)		20:12.01 (3)		07:19.79 (5)	
4	504	<b>Isabella Naughton</b>	 USA.NAUI.2000	07:05.28 (5) 04:54.18 (3)		20:14.03 (4)		07:19.70 (4)	
5	508	Lili Heim		07:04.92 (4) 04:56.67 (4)		21:09.37 (5)		07:19.53 (3)	
6	503	<b>Amber Raby</b>	 USA.RABA.1998	07:57.49 (7) 05:05.32 (5)		21:54.32 (6)		07:42.33 (7)	
7	505	Abigail Hobbs		08:48.94 (8) 05:07.31 (6)		22:17.16 (7)		07:21.62 (6)	
DNF	507	Jessie Linder		07:42.85 (6)		22:17.16 (7)		08:25.76 (8)	

# MEN MASTER



pos	plate	name team	nat emba	stage 1 stage 6	pos pos	stage 2	pos	stage 3	pos
1	701	<b>Karim Amour</b> <i>BH-Miranda Racing Team</i>	 FRA.AMOK.1975	04:47.44 03:44.52	(1) (2)	14:48.05	(1)	05:50.58	(2)
2	704	<b>Brian Lopes</b>	 USA.LOPB.1971	04:59.09 03:36.82	(3) (1)	14:53.74	(2)	05:46.33	(1)
3	706	<b>Mike West</b>	 USA.WESM.1974	05:03.77 03:49.90	(9) (4)	15:04.22	(3)	05:54.68	(3)
4	702	<b>Michael Broderick</b>	 USA.BROM.1973	04:57.43 03:50.93	(2) (5)	15:22.30	(4)	05:55.72	(4)
5	705	<b>Joe Lawwill</b>	 USA.LAWJ.1970	05:01.67 03:53.42	(5) (7)	15:31.40	(5)	06:01.97	(6)
6	709	<b>Botsy Phillips</b>	 USA.PHIB.1976	05:02.85 03:55.24	(7) (8)	15:47.17	(7)	06:05.12	(7)
7	708	<b>Troydon Murison</b>	 RSA.MURT.1977	05:00.84 03:49.49	(4) (3)	16:28.13	(11)	06:13.71	(11)
8	732	Ryan Hughes		05:27.83 04:07.09	(16) (11)	16:14.73	(9)	05:58.27	(5)
9	707	<b>Shane Kroeger</b>	 CAN.KROS.1976	05:16.21 04:10.40	(10) (13)	16:08.06	(8)	06:20.31	(14)
10	710	<b>Rob Drew</b>	 USA.DRER.1971	05:16.89 04:04.26	(11) (9)	16:32.35	(12)	06:10.05	(9)
11	717	<b>Jason Scheiding</b>	 USA.SCHJ.1977	05:02.66 03:52.64	(6) (6)	18:03.81	(22)	06:09.91	(8)
12	737	Pedro Del Busto		05:21.75 04:15.91	(12) (17)	16:25.22	(10)	06:23.47	(16)
13	703	<b>Milan Cizinsky</b>	 CZE.CIZM.1974	05:03.29 04:15.69	(8) (16)	15:46.73	(6)	06:11.26	(10)
14	711	<b>Alex Boday</b>	 USA.BODA.1975	05:30.78 04:06.97	(18) (10)	16:52.01	(13)	06:22.95	(15)
15	712	<b>Stéphane Simard</b>	 CAN.SIMS.1970	05:24.59 04:27.28	(13) (26)	17:10.02	(15)	06:25.37	(18)
16	748	Clay Kimsey		05:27.76 04:16.72	(15) (19)	16:52.92	(14)	06:29.94	(19)
17	743	Pete Anderson		05:42.18 04:10.62	(23) (15)	17:46.64	(19)	06:31.84	(20)



18	736	Grant Shoemaker		05:33.37 (21) 04:10.50 (14)	17:39.79 (18)	06:20.00 (13)
19	760	Jose Morales		05:27.43 (14) 04:17.24 (20)	17:54.89 (21)	06:40.50 (28)
<b>20</b>	720	<b>Billy Medcalf</b>	 USA.MEDB.1971	05:32.50 (19) 04:21.57 (22)	17:49.97 (20)	06:34.80 (21)
21	735	Robert Garcia		05:49.00 (25) 04:31.81 (28)	17:38.64 (17)	06:38.17 (25)
<b>22</b>	716	<b>Dan Maxwell</b>	 USA.MAXD.1976	05:33.18 (20) 04:26.20 (24)	18:22.60 (26)	06:36.40 (22)
<b>23</b>	721	<b>Ralf Hepp</b>	 GER.HEPR.1975	05:45.29 (24) 04:26.22 (25)	18:04.52 (23)	06:51.52 (33)
<b>24</b>	738	<b>David Scully</b>	 USA.SCUD.1968	05:59.10 (32) 04:30.80 (27)	18:43.79 (31)	06:42.95 (29)
25	758	Christian Fittipaldi		05:52.77 (26) 04:39.82 (29)	18:21.71 (24)	06:49.89 (32)
<b>26</b>	719	<b>Ryan Cleek</b>	 USA.CLER.1976	05:30.24 (17) 04:09.48 (12)	20:26.18 (41)	06:25.01 (17)
27	739	Justin Perry		06:04.78 (37) 04:50.20 (33)	19:10.43 (33)	06:37.06 (23)
28	761	Andrew Macpherson		05:53.07 (27) 04:18.94 (21)	18:34.21 (29)	06:40.06 (27)
29	746	Jefferson Smith		06:23.42 (40) 04:46.12 (31)	18:26.78 (28)	06:38.51 (26)
30	731	Glen Cohen		06:00.50 (34) 04:56.45 (35)	18:25.71 (27)	07:03.14 (37)
31	759	Manuel Novo		06:04.42 (36) 04:47.23 (32)	18:37.01 (30)	07:00.07 (35)
<b>32</b>	730	<b>James Carey</b>	 USA.CARJ.1970	05:57.19 (30) 04:24.77 (23)	19:08.14 (32)	06:48.59 (31)
<b>33</b>	714	<b>Jon Freckleton</b>	 USA.FREJ.1972	05:33.37 (21) 04:16.48 (18)	17:10.88 (16)	06:18.62 (12)
34	742	Toby Smith		06:31.28 (43) 05:25.81 (42)	18:22.53 (25)	06:52.84 (34)
<b>35</b>	722	<b>Colby Barth</b>	 USA.BARC.1973	05:58.13 (31) 04:45.93 (30)	19:32.08 (37)	07:01.00 (36)
<b>36</b>	729	<b>Greg Montoya</b>	 USA.MONG.1969	06:27.25 (42) 05:08.02 (39)	19:34.17 (38)	07:05.08 (38)
37	757	Alexander Montes		06:03.24 (35) 05:31.27 (44)	19:15.12 (35)	07:17.57 (40)

38	726	<b>Mike Pritchard</b>	 USA.PRIM.1976	05:53.91 (28) 04:52.32 (34)	20:04.65 (39)	06:37.52 (24)
39	747	Gary Sauer		06:05.63 (38) 05:27.14 (43)	20:51.87 (42)	07:11.26 (39)
40	749	John Wenner		06:32.86 (44) 05:02.26 (38)	21:19.47 (43)	07:18.43 (41)
41	725	<b>Luciano Silva</b>	 BRA.SILL.1975	06:25.63 (41) 05:08.02 (39)	21:31.25 (45)	07:38.69 (46)
42	744	Jason Boitnott		05:59.25 (33) 04:59.16 (37)	19:11.25 (34)	13:29.38 (49)
43	756	Greg Dertorossian		06:51.75 (46) 05:42.81 (47)	21:30.98 (44)	07:32.21 (43)
44	753	Masa Shibata		06:44.46 (45) 04:57.25 (36)	20:14.53 (40)	07:24.76 (42)
45	723	<b>Richard H. Rude</b>	 USA.RUDR.1960	07:10.62 (47) 05:20.88 (41)	23:33.17 (48)	07:32.49 (44)
46	752	David Reynolds		07:16.86 (49) 05:40.50 (46)	22:39.36 (46)	07:37.77 (45)
47	755	Michael David Cook		08:10.08 (50) 05:33.42 (45)	22:59.69 (47)	07:49.00 (47)
48	724	<b>Reynald Charles</b>	 FRA.CHAR.1977	07:11.83 (48) 06:37.32 (48)	28:00.02 (49)	08:20.17 (48)
DNF	715	<b>Dustyn Ladewig</b>	 USA.LADD.1970	05:55.78 (29)	19:24.84 (36)	06:46.85 (30)
DNF	751	Brian Pierce		06:18.29 (39)		

## WOMEN MASTER

pos	plate	name team	nat emba	stage 1 stage 6	pos pos	stage 2	pos	stage 3	pos
1	512	<b>Amber Tinstman</b>	 USA.TINA.1971	07:17.74 04:49.19	(1) (1)	20:02.04	(1)	07:29.96	(1)
2	511	<b>Mary Mcconneloug</b>	 USA.MCCM.1971	07:39.85 05:31.92	(2) (2)	20:23.46	(2)	07:30.53	(2)

Supporters

SHIMANO

SMITH



SPECIALIZED

SRAM®

SANTA CRUZ

CANNONDALE

CANYON

CUBE



ERGON



Juliana

MAVIC

MONS ROYALE  
MERINO



pinbike




QUARQ



SPORTident  
Make the most of your sport!

YETI  
CYCLES



FOR THE  
PLANET

Proud Member